

TECHNICAL MANUAL

ORGANIZATIONAL, DIRECT SUPPORT AND
GENERAL SUPPORT MAINTENANCE
REPAIR PARTS AND SPECIAL TOOLS LIST
(INCLUDING DEPOT MAINTENANCE REPAIR PARTS
AND SPECIAL TOOLS)

FOR

TOPOGRAPHIC SUPPORT SYSTEM

COMPILATION SECTION

NSN: 6675-01-105-5755

MODEL ADC-TSS-5

"Approved for public release; distribution is unlimited."

This manual supersedes TM 5-6675-317-24P, 12 September 1985

HEADQUARTERS, DEPARTMENT OF THE ARMY

1 4 J U L Y 1 9 8 7

CHANGE

NO. 1

HEADQUARTERS
DEPARTMENT OF THE ARMY
WASHINGTON, D.C., 30 June 1993

Organizational, Direct Support and
General Support Maintenance
Repair Parts and Special Tools List
(Including Depot Maintenance Repair Parts and Special Tools)
For
TOPOGRAPHIC SUPPORT SYSTEM
COMPILATION SECTION
NSN: 6675-01-105-5755
MODEL ADC-TSS-5

DISTRIBUTION STATEMENT A: Approved for public release; distribution is unlimited.

TM 5-6675-317-24P, 14 July 1987, is changed as follows:

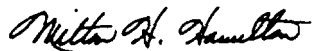
1. Remove and insert pages as indicated below. New or changed text material is indicated by a vertical bar in the margin. An illustration change is indicated by a miniature pointing hand.

Remove pages	Insert pages
i and ii	i and ii
1-1 and 1-2	1-1 and 1-2
5-1 and 5-2	5-1 and 5-2
7-1 and 7-2	7-1 and 7-2
12-1 and Figure 13	12-1 and Figure 13
13-1 and Figure 14	13-1 and Figure 14
1-3 and 1-4	1-3 and 1-4
1-11 and 1-12	1-11 and 1-12
1-19 through 1-24	1-19 through 1-24

2. Retain this sheet in front of manual for reference purposes.

By Order of the Secretary of the Army:

Official:



MILTON H. HAMILTON
Administrative Assistant to the
Secretary of the Army
04594

GORDON R. SULLIVAN
General, United States Army
Chief of Staff

DISTRIBUTION:

To be distributed in accordance with DA Form 12-25-E, block no. 1865, requirements for TM 5-6675-317-24P.

TECHNICAL MANUAL

No. 5-6675-317-24P

HEADQUARTERS
DEPARTMENT OF THE ARMY
WASHINGTON D.C., 14 July 1987

Organizational, Direct Support and
General Support Maintenance
Repair Parts and Special Tools List
(Including Depot Maintenance Repair Parts and Special Tools)
For
TOPOGRAPHIC SUPPORT SYSTEM
COMPILATION SECTION
NSN: 6675-01-105-5755
MODEL ADC-TSS-5

Current as of 28 February 1987

REPORTING OF ERRORS AND RECOMMENDING IMPROVEMENTS

You can help improve this manual. If you find any mistake or if you know of a way to improve the procedures, please let us know. Mail your letter, DA Form 2028 (Recommended Changes to Publications and Blank Forms), or DA Form 2028-2 located in the back of this manual direct to: Commander, U.S. Army Aviation and Troop Command, ATTN: AMSAT-I-MP, 4300 Goodfellow Boulevard, St. Louis, MO 63120-1798. A reply will be furnished directly to you.

DISTRIBUTION STATEMENT A: Approved for public release; distribution is unlimited.

TABLE OF CONTENTS

	Page	Illus Figure
Section I. INTRODUCTION	1	
II. REPAIR PARTS LIST	1-1	
Group 00 Compilation Section		
Group 0 1 Van Body (ISO Container)	1-1	1
Electrical System	2-1	2
Power and Communications Mounting Brackets	3-1	3
Circuit Breakers	4-1	4
Power and Communications Electrical System.. ..	6-1	6
Emergency Light	6-1	6
Lighting System	7-1	7
Exhaust Fan Assembly.. ..	8-1	8
Air Conditioner and Mounting Bracket System	9-1	9
Air Conditioner Vent System	10-1	10
Air Conditioner Duct System	11-1	11
Black-Cut Curtain Assembly, Side Door.. ..	12-1	12
Black-Cut Curtain Assembly, Rear Door	13-1	13
Interior Mounting Bracket System	14-1	14
Personnel Door Assembly	15-1	15
Cargo Door Assembly.....	16-1	16

TABLE OF CONTENTS - Continued

	Page	Illus Figure
Group 02		
Drafting, Scribing, Tracing Table		
Drafting, Scribing, Tracing Table Mounting	17-1	17
Drafting, Light Table Assembly	18-1	18
Table Top Assembly	19-1	19
Electrical Plate Assembly	20-1	20
Group 03		
Zoom Transfer Scope 53-05-04-20		
Zoom Transfer Scope 53-05-04-20 Modified and Storage Box	21-1	21
Zoom Transfer Scope 53-05-04-20	22-1	22
Group 04		
Zoom Transfer Scope ZT4-H		
Zoom Transfer Scope ZT4-H Modified andStorageBox	23-1	23
Zoom Transfer Scope ZT4-H	24-1	24
Group 05		
Ultrasonic Cleaner	25-1	25
Group 06		
Pocket Calculator	26-1	26
Group 07		
Furniture and Cabinets		
Storage Cabinet Assembly	27-1	27
Cabinet,Storage	28-1	28
Wall Cabinet,Storage	29-1	29
File Cabinet, Four Drawer	30-1	30
SecurityCabinet,TwoDrawer:	31-1	31
File Cabinet, Map and Plan	32-1	32
Group 08		
Support Items		
Magnifier Lamp and Mounting	33-1	33
Magnifier Lamp Storage Boxes and Mounting	34-1	34
Vacuum Cleaner, Storage Box and Mounting	35-1	35
Section III		
SPECIAL TOOLS LIST (Not applicable)		
IV		
NATIONAL STOCK NUMBER AND PART NUMBER INDEX	I-1	

**ORGANIZATIONAL, DIRECT SUPPORT, AND
GENERAL SUPPORT MAINTENANCE
REPAIR PARTS AND SPECIAL TOOLS LIST
(INCLUDING DEPOT MAINTENANCE REPAIR PARTS
AND SPECIAL TOOLS)**

Section I. INTRODUCTION

1. **SCOPE.** This RPSTL lists and authorizes spares and repair parts; special tools; special test, measurement, and diagnostic equipment (TMDE); and other special support equipment required for performance of organizational, direct support, general support, and depot maintenance of the Compilation Section. It authorizes the requisitioning, issue, and disposition of spares, repair parts and special tools as indicated by the source, maintenance and recoverability (SMR) codes.

2. **GENERAL.** In addition to this section, Introduction, this Repair Parts and Special Tools List is divided into the following sections:

a. **Section II. Repair Parts List.** A list of spares and repair parts authorized by this RPSTL for use in the performance of maintenance. The list also includes parts which must be removed for replacement of the authorized parts. Parts lists are composed of functional groups in ascending alphanumeric sequence, with the parts in each group listed in ascending figure and item number sequence. Bulk materials are listed in item name sequence. Repair parts kits are listed separately in their own functional group within Section II. Repair parts for repairable special tools are also listed in this section. Items listed are shown on the associated illustration(s)/figure(s).

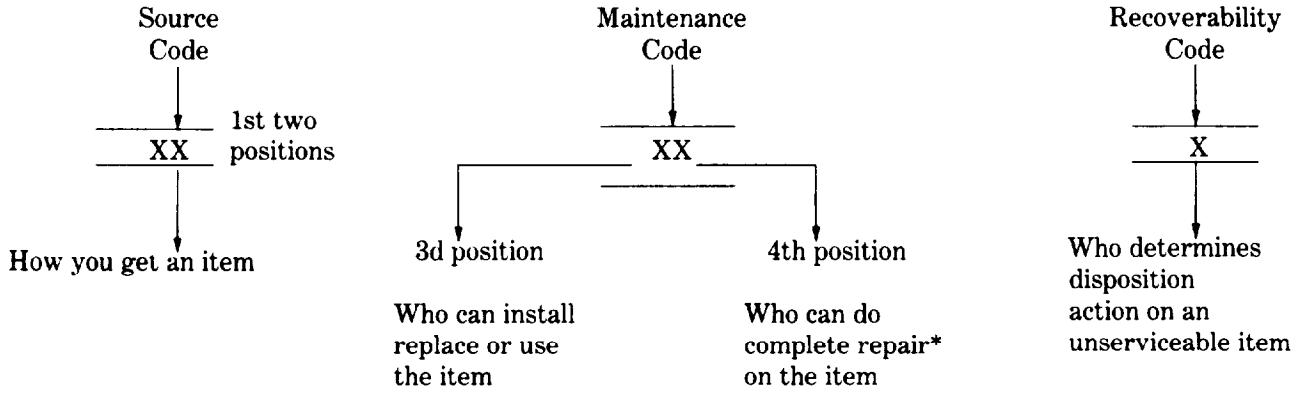
b. **Section III. Special Tools List.** A list of special tools, special TMDE, and other special support equipment authorized by this RPSTL (as indicated by Basis of Issue (BOI) information in DESCRIPTION AND USABLE ON CODE column) for the performance of maintenance.

c. **Section IV. National Stock Number and Part Number Index.** A list, in National item identification number (NIIN) sequence, of all National stock numbered items appearing in the listing, followed by a list in alphanumeric sequence of all part numbers appearing in the listings. National stock numbers and part numbers are cross-referenced to each illustration figure and item number appearance.

3. EXPLANATION OF COLUMNS (SECTIONS II AND III).

a. **ITEM NO. (Column (1)).** Indicates the number used to identify items called out in the illustration.

6. **SMR Code (Column (2)).** The Source, Maintenance, and Recoverability (SMR) code is a 5-position code containing supply/requisitioning information, maintenance category authorization criteria, and disposition instruction, as shown in the following breakout:



*Complete Repair: Maintenance capacity, capability, and authority to perform all corrective maintenance tasks of the "Repair" function in a use/user environment in order to restore serviceability to a failed item.

(1) **Source Code.** The source code tells you how to get an item needed for maintenance, repair, or overhaul of an end/equipment. Explanations of source codes follows:

Code	Explanation
PA PB PC** PD PE PF PG	<p>Stocked items; use the applicable NSN to request/requisition items with these source codes. They are authorized to the category indicated by the code entered in the 3d position of the SMR code.</p> <p>**NOTE: Items coded PC are subject to deterioration.</p>
KD KF KB	<p>Items with these codes are not to be requested/requisitioned individually. They are part of a kit which is authorized to the maintenance category indicated in the 3d position of the SMR code. The complete kit must be requisitioned and applied.</p>

	Explanation
MO-(Made at org/AVUM Level)	<p>Items with these codes are not to be requested/requisitioned individually. They must be made from bulk material which is identified by the part number in the DESCRIPTION and USABLE ON CODE (UOC) column and listed in the Bulk Material group of the repair parts list in the RPSTL. If the item is authorized to you by the 3d position code of the SMR code, but the source code indicates it is made at a higher level, order the item from the higher level of maintenance.</p>
MF-(Made at DS/AVUM Level)	
MH-(Made at GS Level)	
ML-(Made at Specialized Repair Activity (SRA))	
MD-(Made at Depot)	

	Explanation
AO-(Assembled by org/AVUM Level)	<p>Items with these codes are not to be requested/requisitioned individually. The parts that make up the assembled item must be requisitioned or fabricated and assembled at the level of maintenance indicated by the source code. If the 3d position code of the SMR code authorizes you to replace the item, but the source code indicates the items are assembled at a higher level, order the item from the higher level of maintenance.</p>
AF-(Assembled by DS/AVIM Level)	
AH-(Assembled by GS Category)	
AL-(Assembled by SRA)	
AD-(Assembled by Depot)	

Code	Explanation
XA-	Do not requisition an "XA" -coded item. Order its next higher assembly. (Also, refer to the NOTE below.)
XB-	If an "XB" item is not available from salvage, order it using the FSCM and part number given.
XC-	Installation drawing, diagram, instruction sheet, field service drawing, that is identified by manufacturer's part number.
XD-	Item is not stocked. Order an "XD" -coded item through normal supply channels using the FSCM and part number given, if no NSN is available.

NOTE

Cannibalization or controlled exchange, when authorized, may be used as a source of supply for items with the above source codes, except for those source coded "XA" or those aircraft support items restricted by requirements of AR 700-42.

- (2) Maintenance Code. Maintenance codes tells you the level(s) of maintenance authorized to USE and REPAIR support items. The maintenance codes are entered in the third and fourth positions of the SMR Code as follows:
- (a) The maintenance code entered in the third position tells you the lowest maintenance level authorized to remove, replace, and use an item. The maintenance code entered in the third position will indicate authorization to one of the following levels of maintenance.

Code	Application/Explanation
C	-Crew or operator maintenance done within organizational or aviation unit maintenance.
0	-Organizational or aviation unit category can remove, replace, and use the item.
F	-Direct support or aviation intermediate level can remove, replace, and use the item.
H	-General support level can remove, replace, and use the item.
L	-Specialized repair activity can remove, replace, and use the item.
D	-Depot level can remove, replace, and use the item.

- (b) The maintenance code entered in the fourth position tells whether or not the item is to be repaired and identifies the lowest maintenance level with the capability to do complete repair (i.e., perform all authorized repair functions.) NOTE: Some limited repair may be done on the item at a lower level of maintenance, if authorized by the Maintenance Allocation Chart (MAC) and SMR codes. This position will contain one of the following maintenance codes.

Code	Application/Explanation
0	-Organizational or (aviation unit) is the lowest level that can do complete repair of the item.
F	-Direct support or aviation intermediate is the lowest level that can do complete repair of the item.

TM 5-6675-317-24P

Code	Application/Explanation
H	-General support is the lowest level that can do complete repair of the item.
L	-Specialized repair activity is the lowest level that can do complete repair of the item.
D	-Depot is the lowest level that can do complete repair of the item.
Z	-Nonreparable. No repair is authorized.
B	-No repair is authorized. (No parts or special tools are authorized for the maintenance of a "B" coded item). However, the item may be reconditioned by adjusting, lubricating, etc., at the user level.

(3) Recoverability Code. Recoverability codes are assigned to items to indicate the disposition action on unserviceable items. The recoverability code is entered in the fifth position of the SMR Code as follows:

Recoverability Codes	Application/Explanation
Z	-Nonreparable item. When unserviceable, condemn and dispose of the item at the level of maintenance shown in 3d position of SMR Code.
0	-Reparable item. When uneconomically reparable, condemn and dispose of the item at organizational or aviation unit level.
F	-Reparable item. When uneconomically reparable, condemn and dispose of the item at the direct support or aviation intermediate level.
H	-Reparable item. When uneconomically reparable, condemn and dispose of the item at the general support level.
D	-Reparable item. When beyond lower level repair capability, return to depot. Condemnation and disposal of item not authorized below depot level.
L	-Reparable item. Condemnation and disposal not authorized below specialized repair activity (SRA).
A	-Item requires special handling or condemnation procedures because of specific reasons (e.g., precious metal content, high dollar value, critical material, or hazardous material). Refer to appropriate manuals/directives for specific instructions.

c. FSCM (Column 3). The Federal Supply Code for Manufacturer (FSCM) is a 5-digit numeric code which is used to identify the manufacturer, distributor, or Government agency, etc., that supplies the item.

d. PART NUMBER (Column 4). Indicates the primary number used by the manufacturer, (individual, company, firm, corporation, or Government activity), which controls the design and characteristics of the item by means of its engineering drawings, specifications standards, and inspection requirements to identify an item or range of items.

NOTE

When you use a NSN to requisition an item, the item you receive may have a different part number from the part ordered.

e. DESCRIPTION AND USABLE ON CODE (UOC) (Column (5)). This column includes the following information:

- (1) The Federal item name and, when required, a minimum description to identify the item.
- (2) The physical security classification of the item is indicated by the parenthetical entry, e.g., Phy Sec C1 - Confidential, Phy Sec CI (S) - Secret, Phy Sec CI (T) - Top Secret.
- (3) Items that are included in kits and sets are listed below the name of the kit or set.
- (4) Spare/repair parts that make up an assembled item are listed immediately following the assembled item line entry.
- (5) Part numbers for bulk materials are referenced in this column in the line item entry for the item to be manufactured/fabricated.
- (6) When the item is not used with all serial numbers of the same model, the effective serial numbers are shown on the last line(s) of the description (before UOC).
- (7) The usable on code, when applicable (see paragraph 5, Special Information).
- (8) In the Special Tools List section, the basis of issue (BOI) appears as the last line(s) in the entry for each special tool, special TMDE, and other special support equipment. When density of equipments supported exceeds density spread indicated in the basis of issue, the total authorization is increased proportionately.
- (9) The statement "END OF FIGURE" appears just below the last item description in Column 5 for a given figure in both Section II and Section III.
- (10) The indenture, shown as dots appearing before the repair part, indicates that the item is a repair part of the next higher assembly.

f. QTY (Column (6)). The QTY (quantity per figure column) indicates the quantity of the item used in the breakout shown on the illustration figure, which is prepared for a functional group, subfunctional group, or an assembly. A "V" appearing in this column in lieu of a quantity indicates that the quantity is variable and may vary from application to application.

4. EXPLANATION OF COLUMNS (SECTION IV).

a. NATIONAL STOCK NUMBER (NSN) INDEX.

- (1) STOCK NUMBER column.** This column lists the NSN by National item identification number
- | | | |
|---|-----|-------|
| _____ | NSN | _____ |
| (NIIN) sequence. The NIIN consists of the last nine digits of the NSN, i.e. (5305-01-574-1467). | | |
| _____ | | |
| NIIN | | |

When using this column to locate an item, ignore the first 4 digits of the NSN. However, the complete NSN should be used when ordering items by stock number.

- (2) FIG. column.** This column lists the number of the figure where the item is identified/located. The figures are in numerical order in Section II and Section III.
- (3) ITEM column.** The item number identifies the item associated with the figure listed in the adjacent FIG. column. This item is also identified by the NSN listed on the same line.

b. PART NUMBER INDEX. Part numbers in this index are listed by part number in ascending alphanumeric sequence (i.e., vertical arrangement of letter and number combination which places the first letter or digit of each group in order A through Z, followed by the numbers 0 through 9 and each following letter or digit in like order).

- 1) **FSCM column.** The Federal Supply Code for Manufacturer (FSCM) is a 5-digit numeric code used to identify the manufacturer, distributor, or Government agency, etc., that supplies the item.
- 2) **PART NUMBER column.** Indicates the primary number used by the manufacturer (individual, firm, corporation, or Government activity), which controls the design and characteristics of the item by means of its engineering drawings, specifications standards, and inspection requirements to identify an item or range of items.
- 3) **STOCK NUMBER column.** This column lists the NSN for the associated part number and manufacturer identified in the PART NUMBER and FSCM columns to the left.
- 4) **FIG. column.** This column lists the number of the figure where the item is identified/located in Sections II and III.
- 5) **ITEM column.** The item number is that number assigned to the item as it appears in the figure referenced in adjacent figure number column.

5. SPECIAL INFORMATION.

a. USABLE ON CODE. The usable on code appears in the lower left corner of the Description column heading. Usable on codes are shown as "UOC:" in the Description Column (justified left) on the first line applicable item description/nomenclature. Uncoded items are applicable to all models.

b. ASSOCIATED PUBLICATIONS. The publication listed below pertains to the Compilation Section and its components.

Publication	Short Title
LO5-6675-317-12	Lubrication Order: Topographic Support System, Compilation Section
TM5-6675-317-14	Topographic Support System, Compilation Section
TM5-6675-317-14HR	Hand Receipt: Topographic Support System, Compilation Section

6. HOW TO LOCATE REPAIR PARTS.

a. When National Stock Number or Part Number is NOT Known.

- (1) **First.** Using the table of contents, determine the assembly group or subassembly group to which the item belongs. This is necessary since figures are prepared for assembly groups and subassembly groups, and listings are divided into the same groups.
- (2) **Second.** Find the figure covering the **assembly group or subassembly group to which the item belongs.**
- (3) **Third.** Identify the item on the figure and note the item number.
- (4) **Fourth.** Refer to the Repair Parts List for the figure to find the part number for the item number noted on the figure.
- (5) **Fifth.** Refer to the Part Number Index to find the NSN, if assigned.

b. When National Stock Number or Part Number is Known:

(1) First. Using the Index of National Stock Numbers and Part Numbers, find the pertinent National Stock Number or Part Number. The NSN index is in National Item Identification Number (NIIN) sequence (see 4a(1)). The part numbers in the Part Number index are listed in ascending alphanumeric sequence (see paragraph 4b). Both indexes cross-reference you to the illustration figure and item number of the item you are looking for.

(2) Second. After finding the figure and item number, verify that the item is the one you are looking for, then locate the item number in the repair parts list for the figure.

7. ABBREVIATIONS. Abbreviations used in this manual are listed in MIL-STD-12.

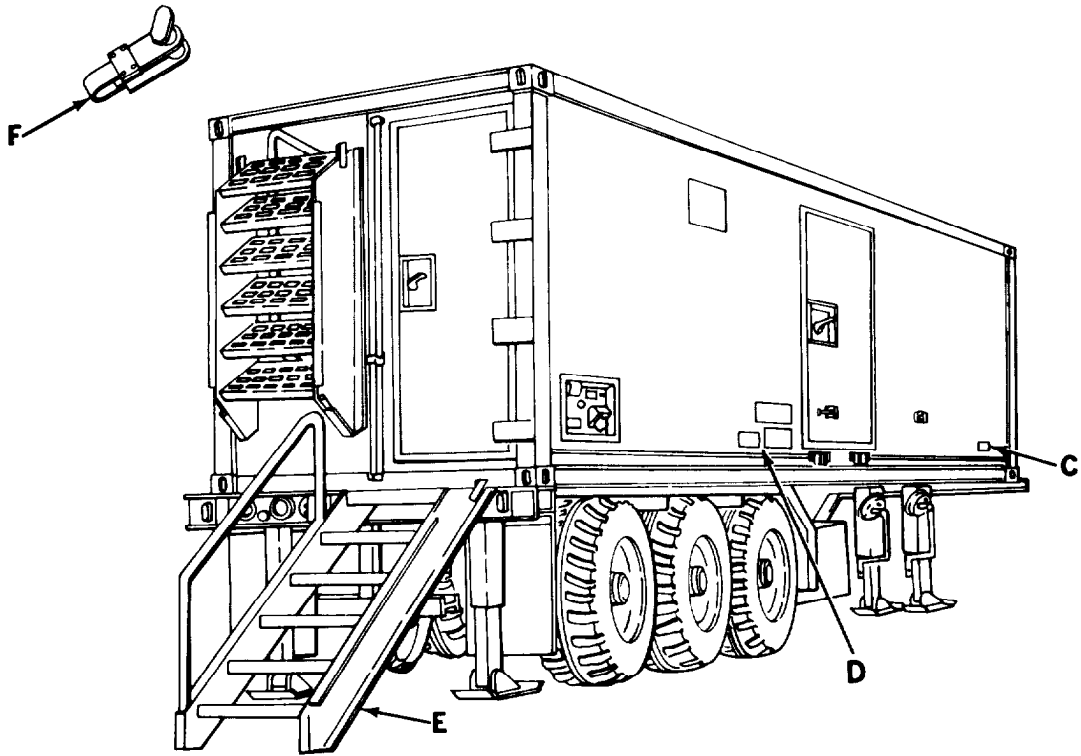
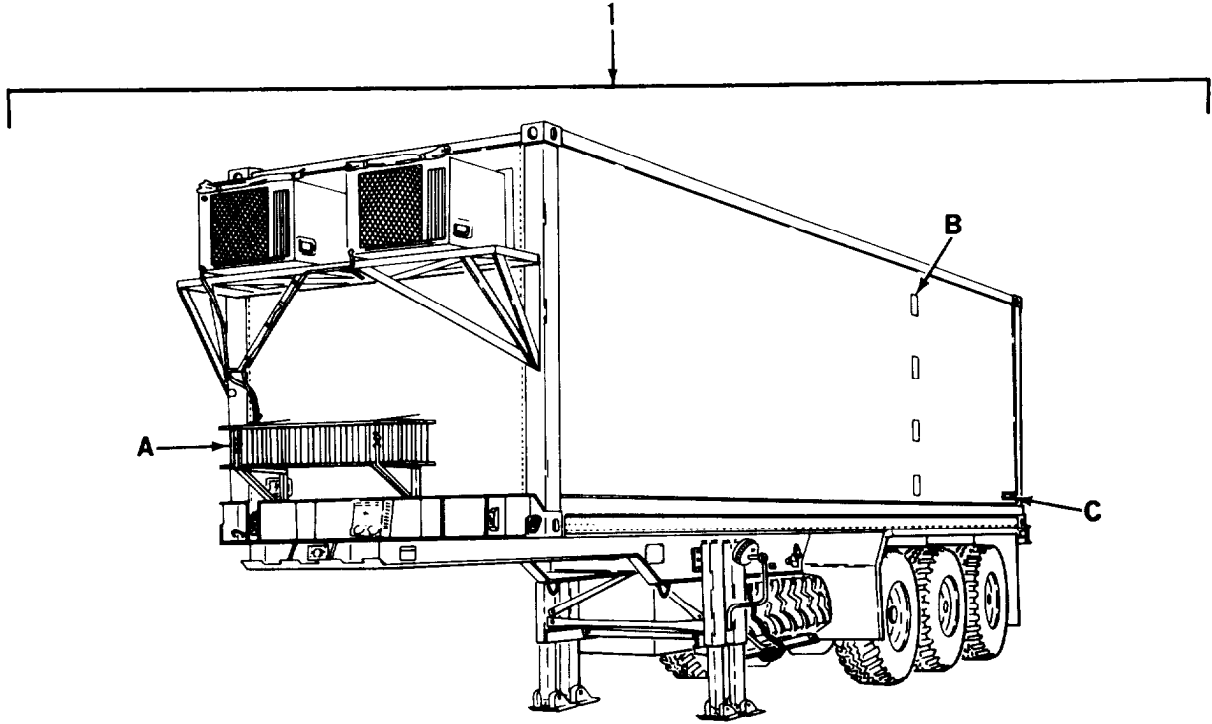


Figure 1. Van Body (ISO Container) (Sheet 1 of 10)

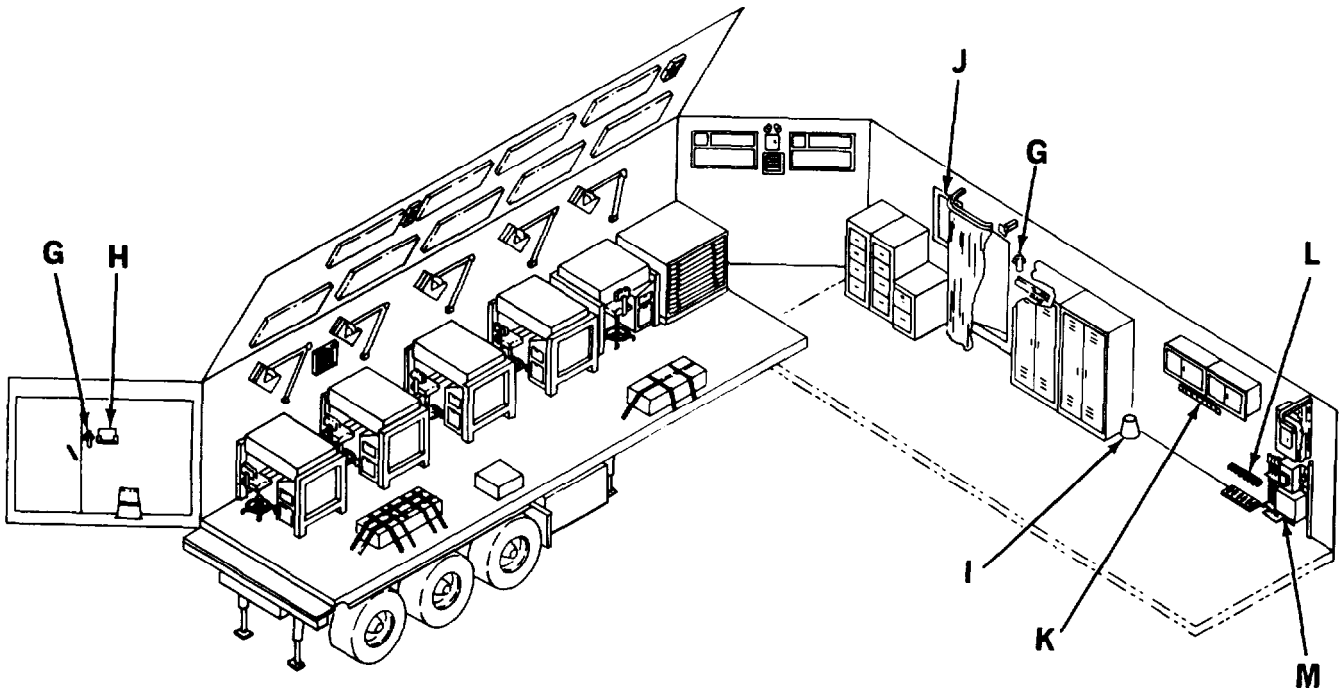
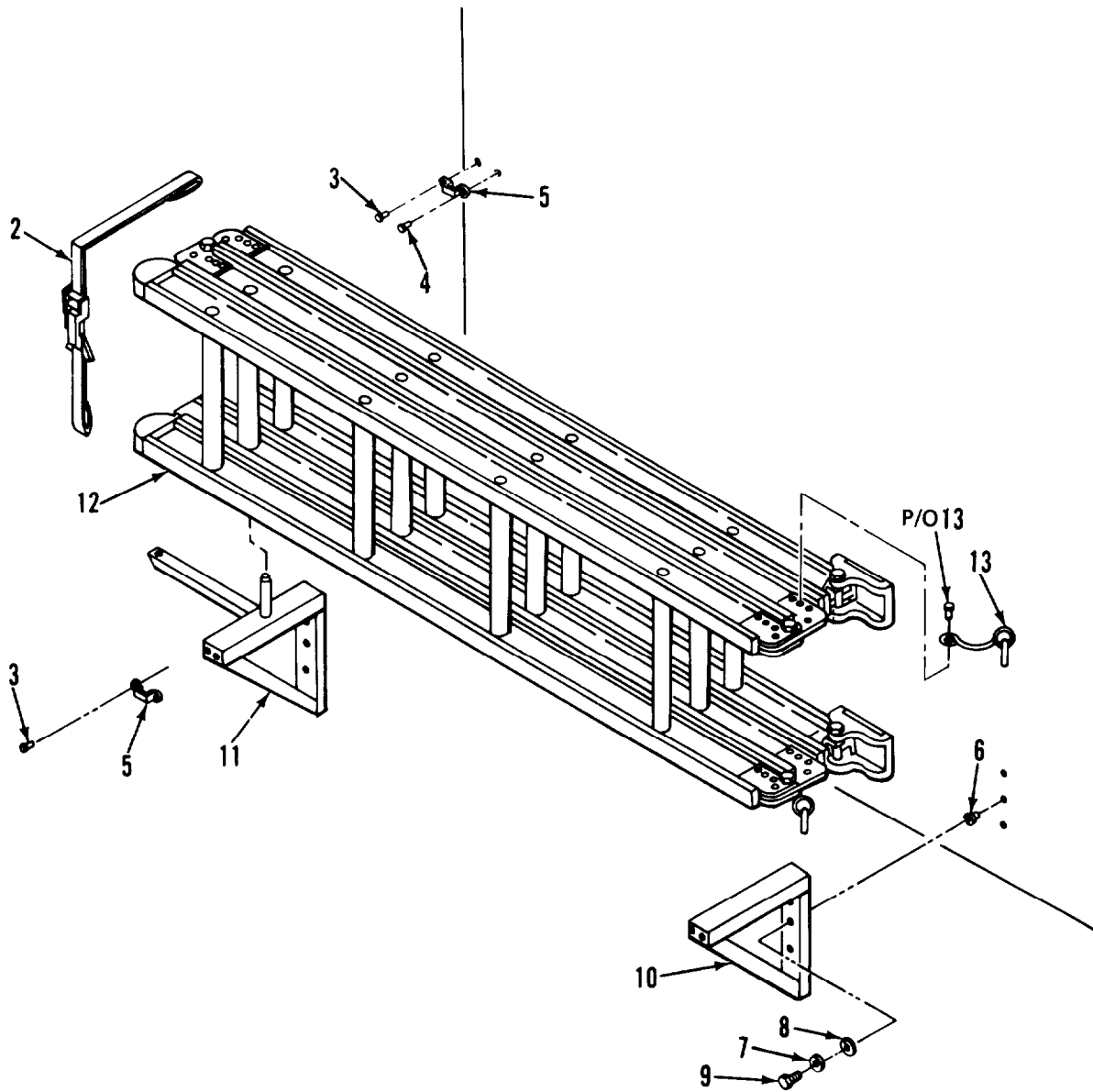


Figure 1. Van Body (ISO Container) (Sheet 2 of 10)



DETAIL A

Figure 1. Van Body (ISO Container) (Sheet 3 of 10)

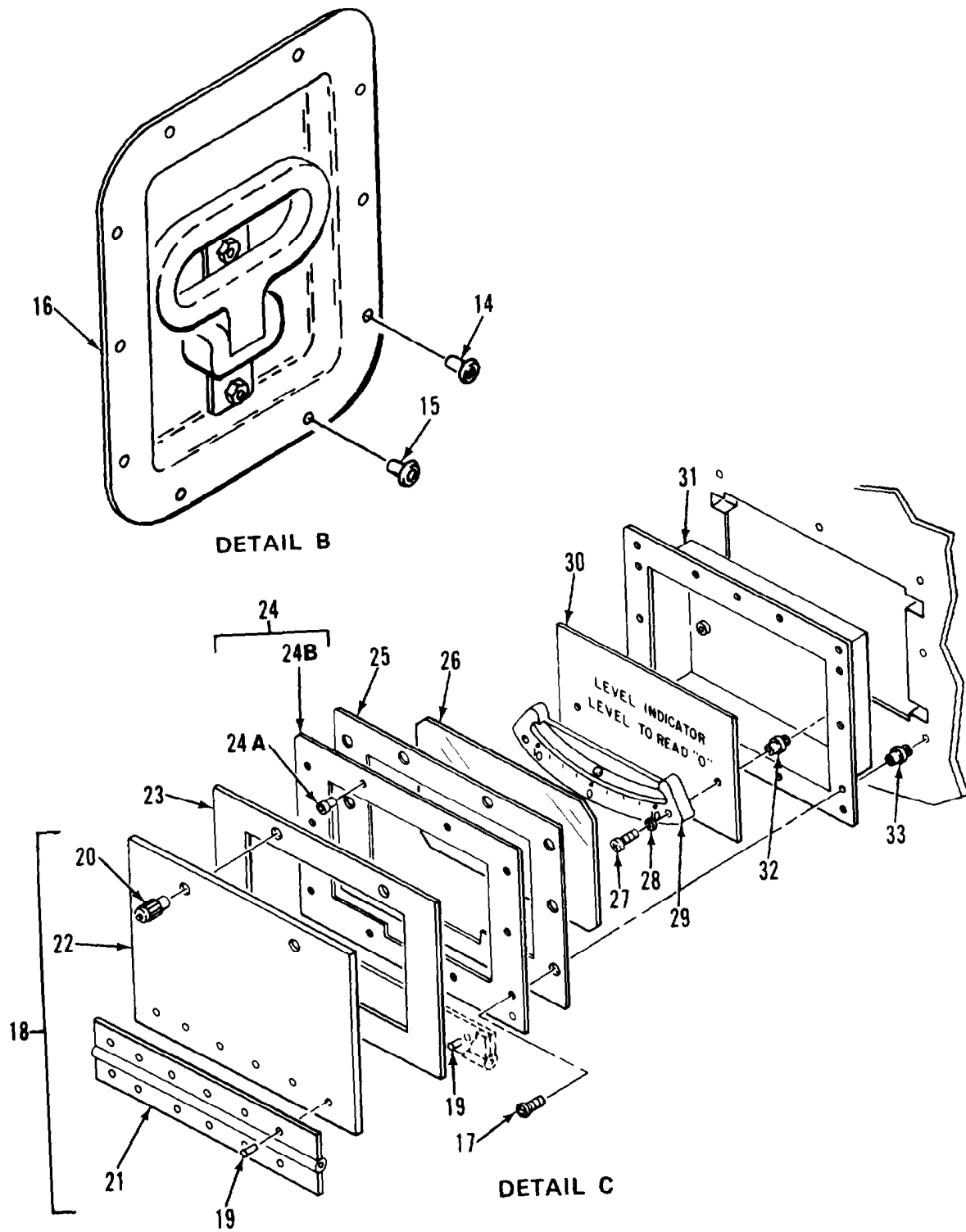
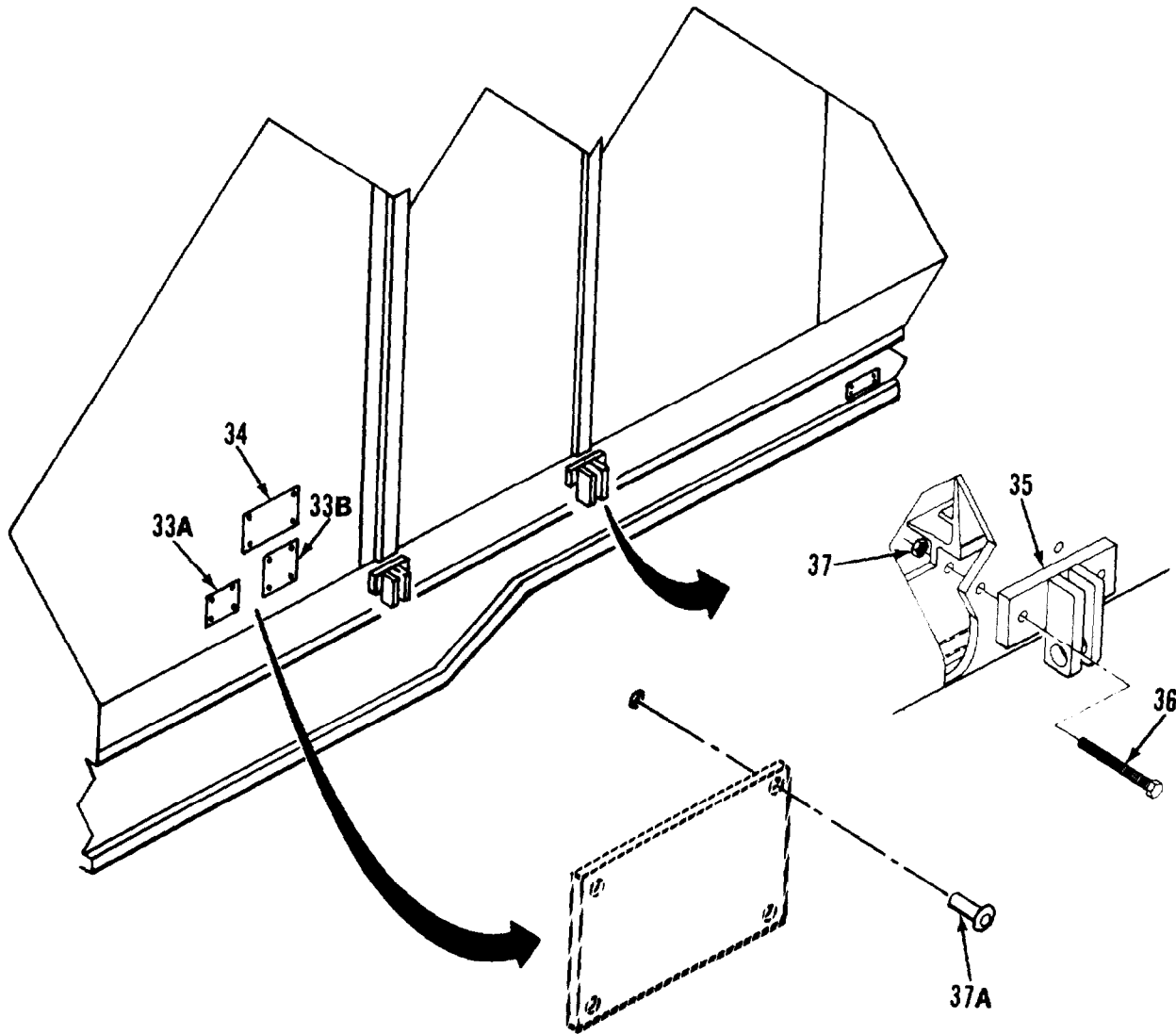


Figure 1. Van Body (ISO Container) (Sheet 4 of 10)



DETAIL D

Figure 1. Van Body (ISO Container) (Sheet 5 of 10)

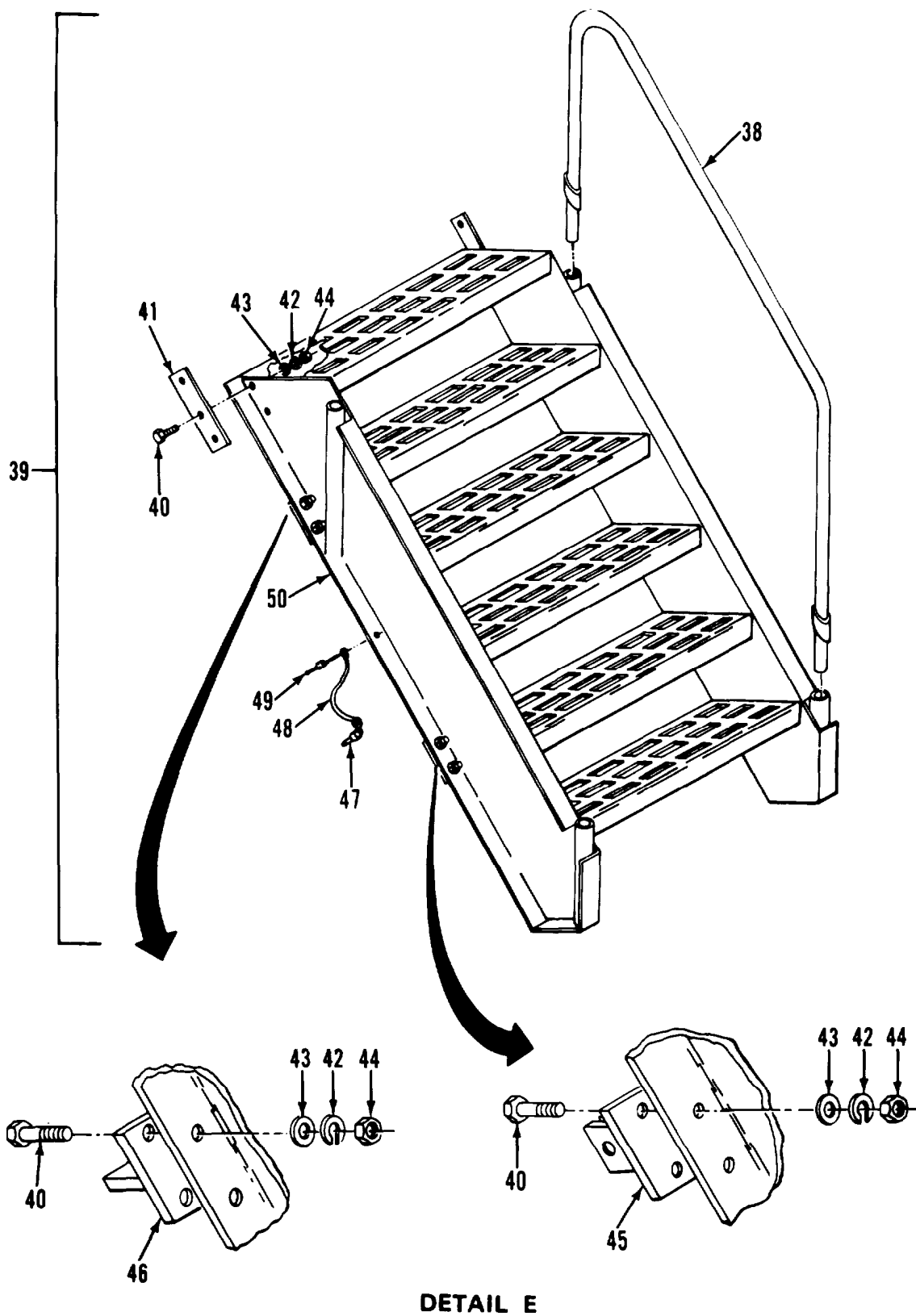
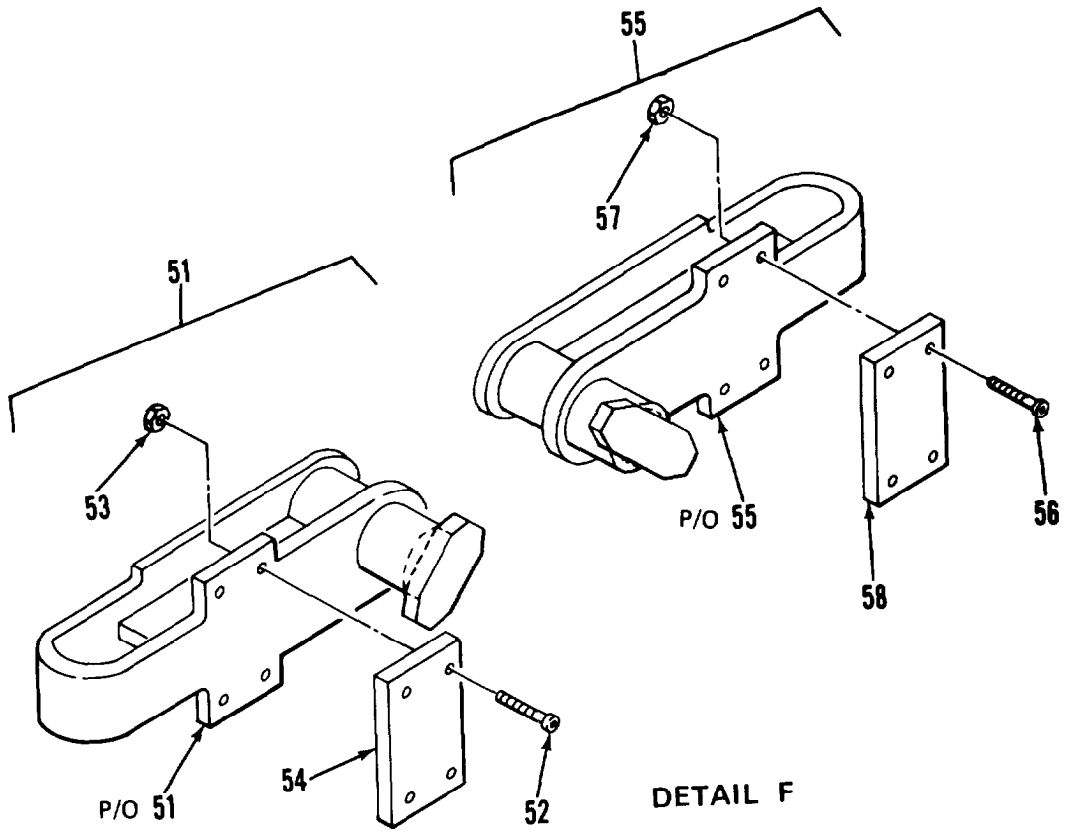
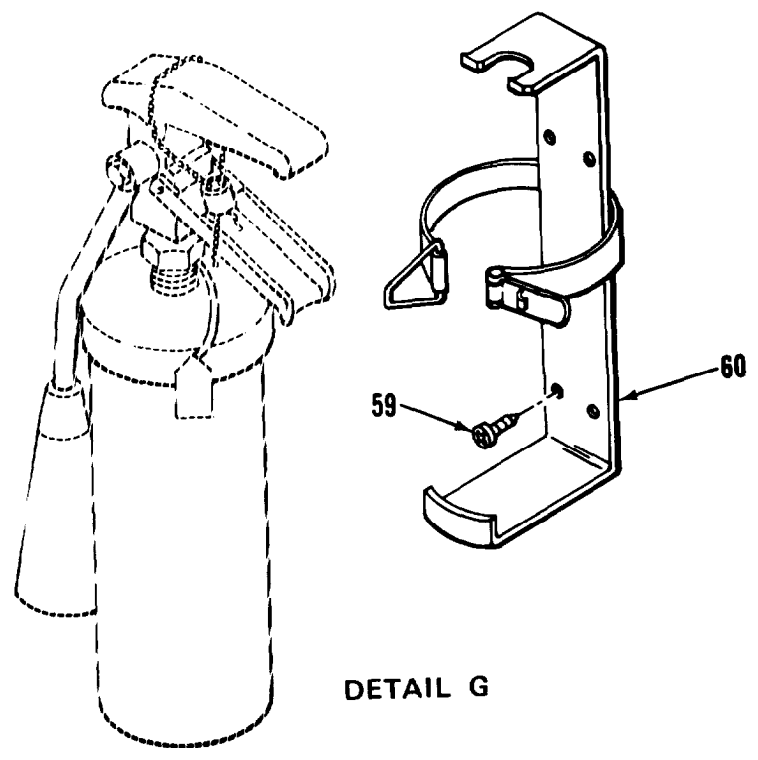


Figure 1. Van Body (ISO Container) (Sheet 6 of 10)



DETAIL F



DETAIL G

Figure 1. Van Body (ISO Container) (Sheet 7 of 10)

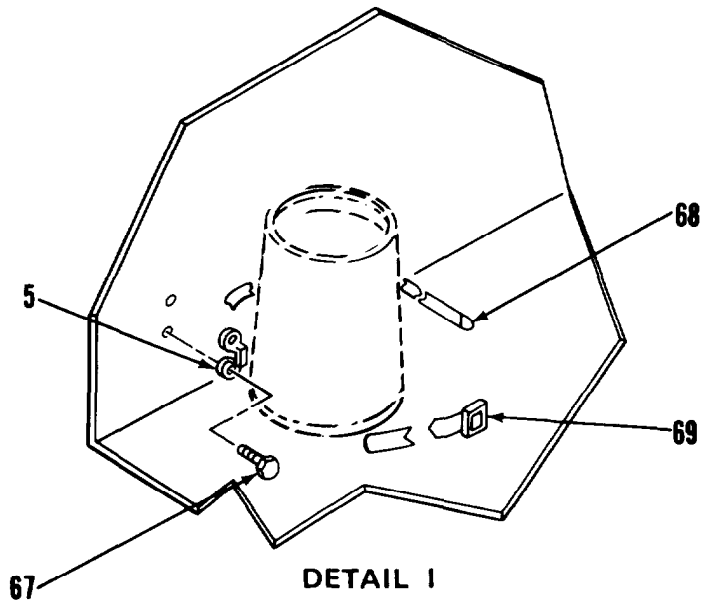
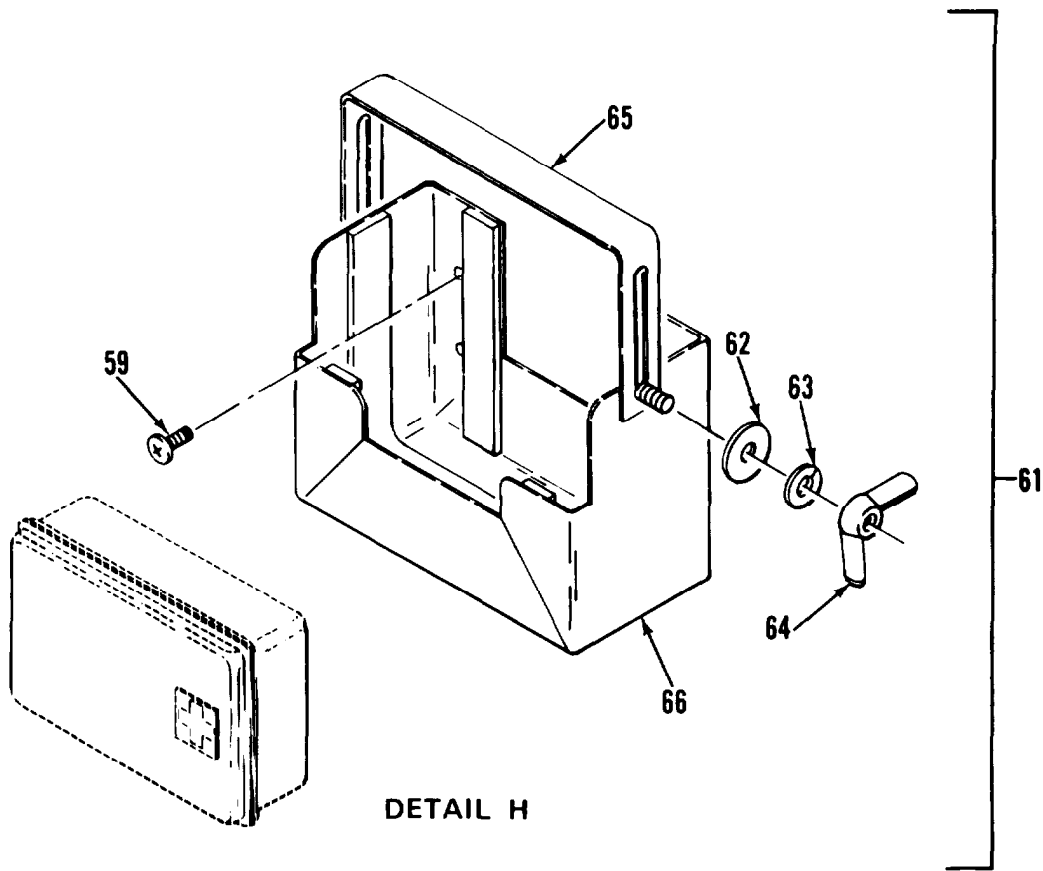
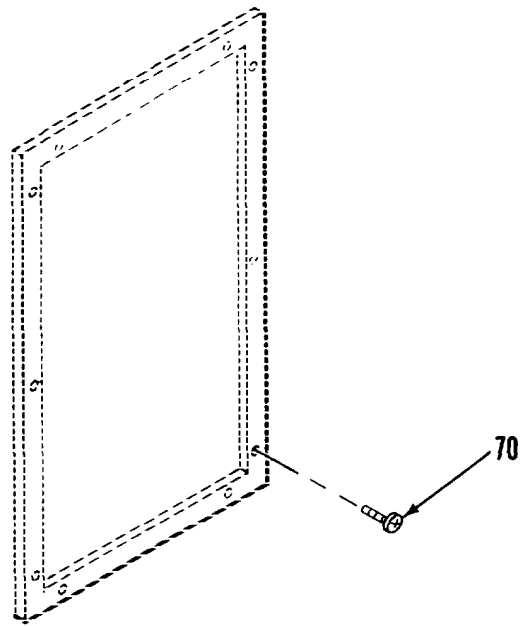
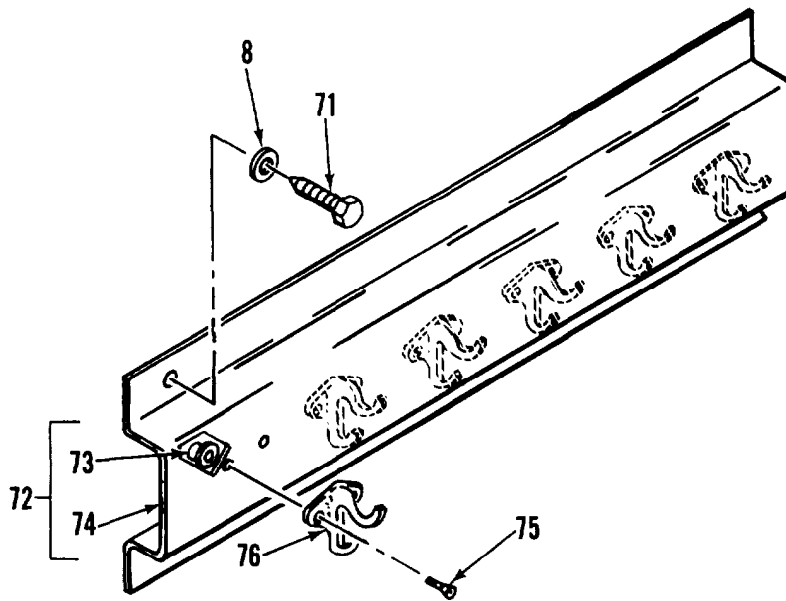


Figure 1. Van Body (ISO Container) (Sheet 8 of 10)



DETAIL J



DETAIL K

Figure 1. Van Body (ISO Container (Sheet 9 of 10))

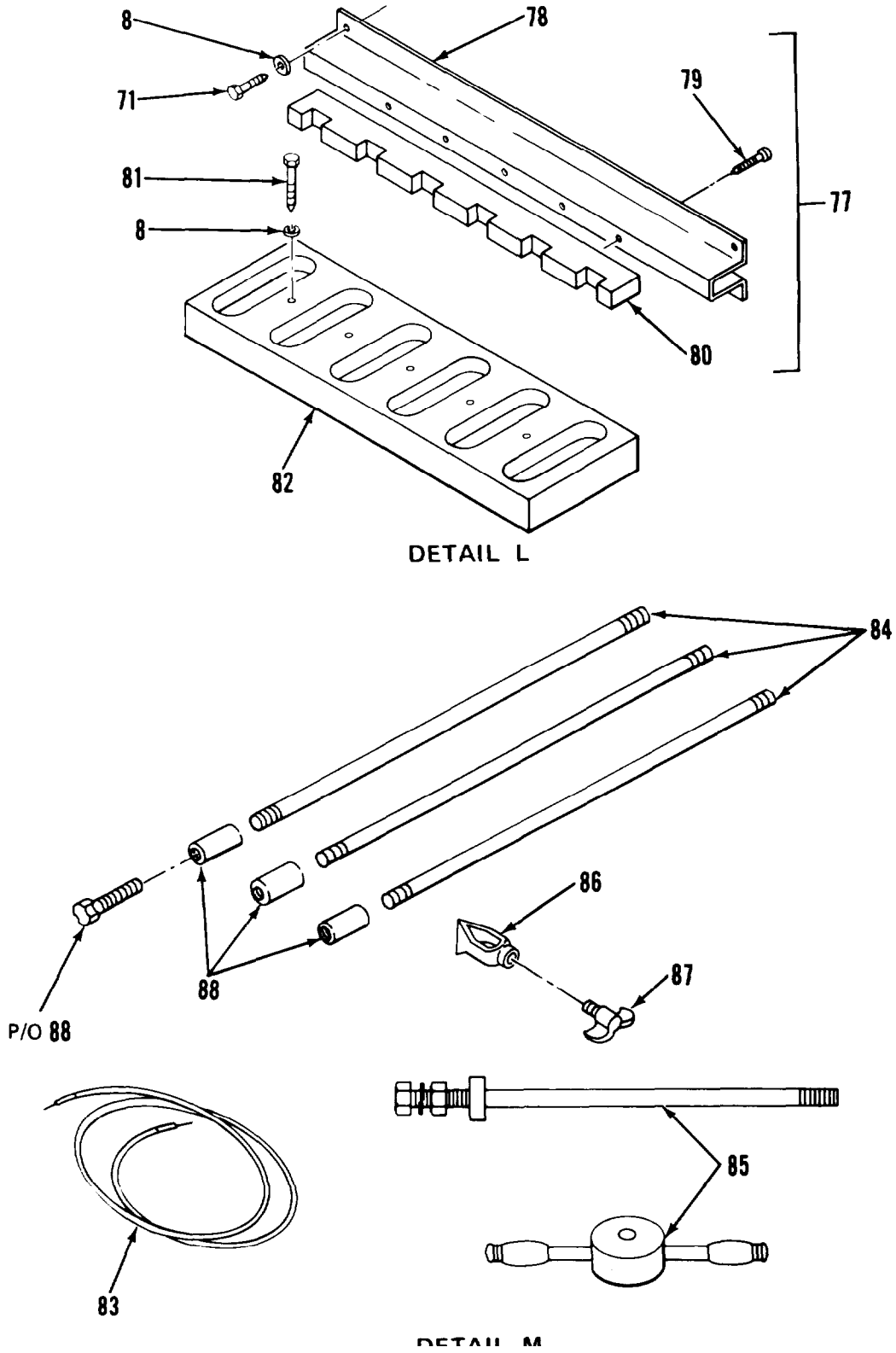


Figure 1. Van Body (ISO Container) (Sheet 10 of 10)

SECTION II			TM5-6675-317-24P			
(1)	(2)	(3)	(4)	(5)	(6)	
ITEM NO	SMR CODE	FSCM	PART NUMBER	DESCRIPTION AND USABLE ON CODES(UOC)	QTY	
GROUP 00 COMPILATION SECTION						
GROUP 01 VAN BODY (ISO CONTAINER)						
FIG. 1 VAN BODY (ISO CONTAINER)						
1	XADDD	51745	ADCT-4982	VAN BODY (ISO CONTAINER)	1	
2	PFOZZ	97403	13225E695-13	.TIE DOWN,CARGO.VEHI	2	
3	XDOZZ	07707	MD650BS	.RIVET	2	
4	XDOZZ	07707	MD636BS	.RIVET	6	
5	XDOZZ	82820	MR 2001	.LOOP,FOOTMAN	4	
6	XDOZZ	80205	NAS1330A5KZS6	.NUT,CLINCH	6	
7	XDOZZ	96906	MS35338-45	.WASHER,LOCK	6	
8	XDOZZ	96906	MS27183-14	.WASHER,FLAT	6	
9	XDOZZ	96906	MS90725-40	.BOLT,MACHINE	6	
10	XDOZZ	97403	13225E4645-101	.BRACKET,SUPPORT	1	
11	XDOZZ	97403	13225E4645-102	.BRACKET,SUPPORT	1	
12	PFOZO	39428	8028T16	.LADDER,FOLDING,STRA	1	
13	XDOZZ	39428	8028T999	..RETAINING RING ASSY	4	
14	XDOZZ	96906	MS20600-AD8W9	.RIVET	12	
15	XDOZZ	96906	MS20600-AD8W6	.RIVET	28	
16	XDOZZ	27109	AL3-575709	.STEP, FOLDING	4	
17	XDOZZ	96906	MS35190-257	.SCREW,MACHINE	6	
18	XD000	97403	13225E4644	.COVER,ASSY,LVL IND	1	
19	XDOZZ	81349	M24243/5-A403	..RIVET	12	
20	XDOZZ	94222	47-63-201-50	..SCREW.CAPTIVATE	2	
21	XDOZZ	39428	1581A39	..HINGE.ACCESS DOOR	1	
22	XDOZZ	97403	13225E4644-1	..COVER,LEVEL IND	1	
23	PBOZZ	82942	G-231-N 1/8 THK	..GASKET	26	
24	XDOZZ	97403	13225E3295	..PLATE,COVER,LVI ND	1	
24A	XDOZZ	80205	NAS1330A06KI61	..NUT,CLINCH	3	
24B	XAOZZ	97403	1322563295-1	..PLATE,COVE	1	
25	PAOZZ	97403	13225E3293	.GASKET	1	
26	XDOZZ	97403	13225E3292	.WINDOW,LEVEL IND	1	
27	XDOZZ	96906	MS35206-249	.SCREW,MACHINE	1	
28	XDOZZ	96906	MS35338-42	.WASHER,LOCK	2	
29	XD0ZZ	50926	1017	.INDICATOR,BALL B A N K	1	
30	XDOZZ	97403	13225E3294	.PLATE,IDENT	1	
31	XDOZZ	97403	13225E3289	.HOUSING ASSY LVL IND	1	
32	XAOZZ	80205	NAS1330A03-106	.NUT,CLINCH	2	
33	XDOZZ	80205	NAS1329AD08-160	.NUT,CLINCH	6	
33A	XDOZZ	97403	13225E3984-5	.PLATE,IDENT	1	
33B	XDOZZ	97403	13225E3147-5	.PLATE,DATA,SHIPPING	1	
34	XDOZZ	97403	13225E4599-5	.PLATE,DATA SHIPPING	1	
35	XDOZZ	97403	13225E3709	.BRACKET.MTG.LADDER	2	
36	XDOZZ	96906	MS90725-68	.SCREW,CAP,HEXAGON	4	
37	XDOZZ	72962	NT8407CP	.NUT,HEX,SELF LKG	4	
37A	XDOZZ	81349	M24243/1-B403	.RIVET,BLIND	12	
38	XDOZZ	97403	13225E3086	.HANDRAIL,LADDER	2	
39	PFOOO	97403	13225E3074	.LADDER, VEHICLE BOARDING	2	

SECTION II

TM 5-6675-317-24P CO1

(1) ITEM NO	(2) SMR CODE	(3) FSCM	(4) PART NUMBER	(5) DESCRIPTION AND USABLE ON CODES (UOC)	(6) QTY
40	XDOZZ	96906	MS90725-62	..SCREW, CAP, HEXAGON	24
41	XDOZZ	97403	13225E3703	..BRACKET, MTG, LADDER	2
42	XDOZZ	96906	MS27183-15	..WASHER, FLAT	12
43	XDOZZ	96906	MS3633846	..WASHER, FLAT	4
44	XDOZZ	96906	MS366492382	..NUT, PLAIN, HEXAGON	24
45	XDOZZ	97403	13225E3075	..BRACKET, LADDER MTG	2
46	XDOZZ	97403	13225E3076	..BRACKET, LADDER MTG	2
47	PAOZZ	96906	MS17984-1014	..PIN, QUICK RELEASE	2
48	XDOZZ	55422	CL-63-KA-270	..CABLE ASSY	2
49	XDOZZ	07707	AD53BS	..RIVET	2
50	XDOZZ	97403	13225E3087	..LADDER, BOARDING	1
51	PFOZZ	52555	1390-4	..LIFTING/TIEDOWN, LH	2
52	XDOZZ	52555	I2661	..BOLT, SCH 1/4-20UNF	4
53	XDOZZ	52555	A11670	..NUT, LOCK 1/4-20UNF	4
54	XDOZZ	5255	1390-5	..PAD, TEFLON	1
55	PFOZZ	52555	1390-3	..LIFTING/TIEDOWN, RH	2
56	XDOZZ	5255	12661	..BOLT, SCH 1/4-20UNF	4
57	XDOZZ	5255	AI1670	..NUT, LOCK 1/4-20UNF	4
58	XDOZZ	5255	1390-5	..PAD, TEFLON	1
59	XDOZZ	96906	MS51861-65	..SCREW, TAPPING, THD	4
60	XDFZZ	06536	FH-900-26	..BRACKET, MOUNTING, FIRE EXTINGUISHER	1
61	XDOZZ	80063	SC-C-639463	..BRACKET ASSY FIRST AID KIT	1
62	XDOZZ	96906	MS16796811	..WASHR, FLAT	2
63	XDOZZ	96906	MS36338139	..WASHER, LOCK	2
64	XDOZZ	96906	MS35425-39	..NUT, PLAIN, WING	2
65	XDOZZ	80063	SC-B539465	..CLAMP	1
66	XDOZZ	80063	SC-D-539464	..BRACKET	1
67	XDOZZ	96906	MS5186-234	..SCREW, TAPPING FLH	4
68	XDOZZ	1G500	JAB58H	..CLAMP, GROUND	1
69	XDOZZ	51745	ADC-1844-104	..STRAP, BUCKLE	1
70	XDOZZ	96906	MS6186161	SCREW, TAPPING, THD	10
71	XDOZZ	96906	MS16992-524	..BOLT, LAG, HEX HD	6
72	XDOZZ	97403	13225E4245	..BRACKET ASSY COAT HOOK	1
73	XDOZZ	03481	A10256	..NUT, CLINCH	6
74	XAFZZ	97403	13225E4245-1	..BRACKET, COAT HOOK	1
75	XDOZZ	96906	MS24693-S274	..SCREW, MACHINE FLH	12
76	XDOZZ	96873	57IA3	..COAT HOOK	6
77	XDOOO	97403	13225E3100	..UPPER RACK ASSY	1
78	XAOZZ	97403	13225E3073	..BRACKET, RACK, UPPER	1
79	XAOZZ	96906	MS35493-79	..SCREW, WOOD	6
80	XAOZZ	97403	13225E3066	..RACK, RIFLE, STORAGE	1
81	XDOZZ	96906	MS16992626	..BOLT, LAG, HEX HD	6
82	XDOZZ	97403	13225E3063	..BASE, RIFLE STORAGE	1
83	PFOZZ	97403	13225E3274	..CABLE, GROUND	1
84	PFOZZ	55422	6253SGLW	..ROD, GROUND, TY3, CLB	1
85	PFOZZ	55422	P74-144	HAMMER SLIDE	1
86	XDOZZ	IG500	JAB58H	..CLAMP, GROUND	1
87	XDOZZ	97403	13225E4568-102	..SCREW, WINGNUT ASSY	1
88	XDOZZ	IG500	60C	..COUPLING	3

END OF FIGURE

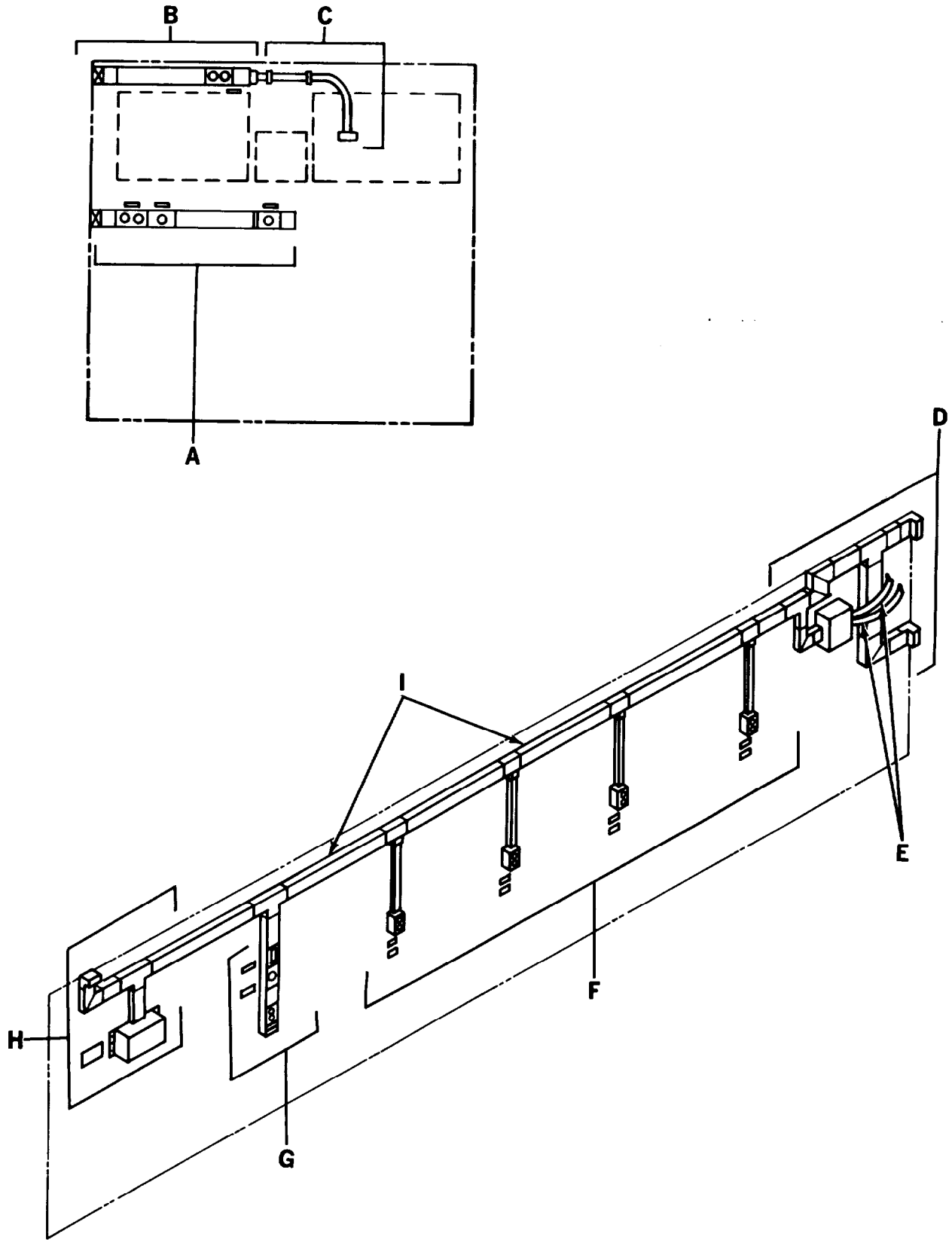


Figure 2. Electrical System (Sheet 1 of 18)

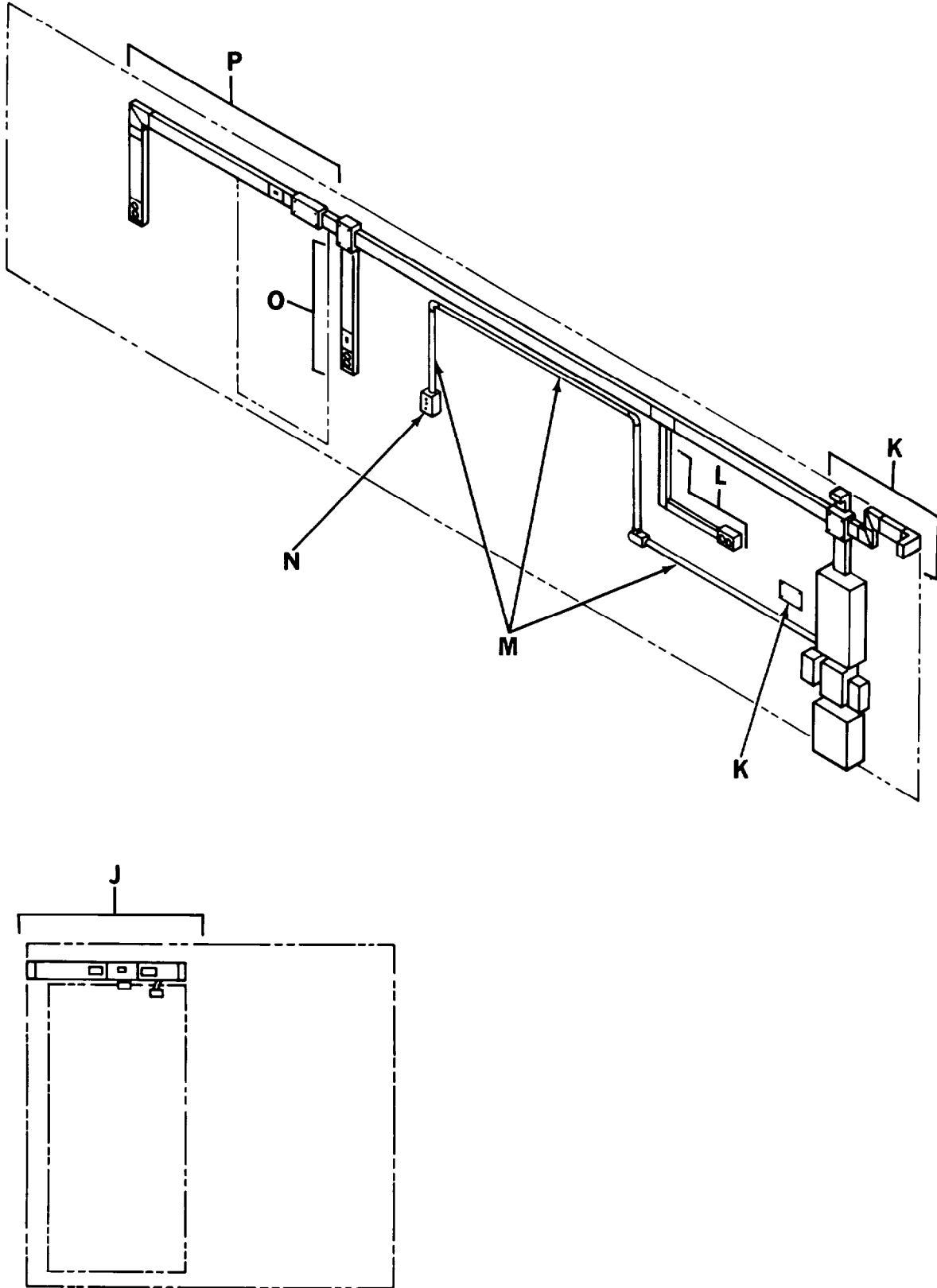


Figure 2. Electrical System (Sheet 2 of 18)

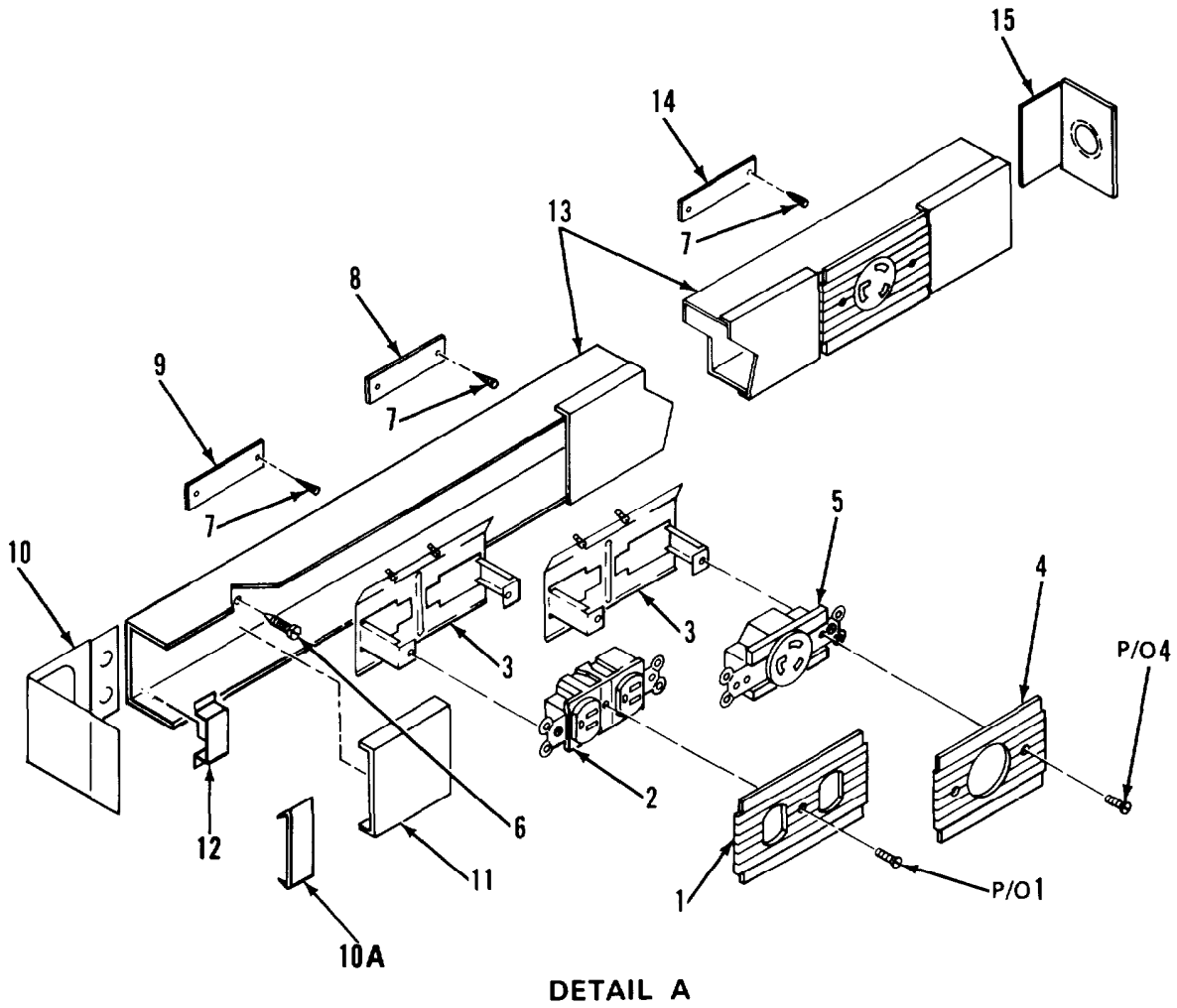


Figure 2. Electrical System (Sheet 3 of 18)

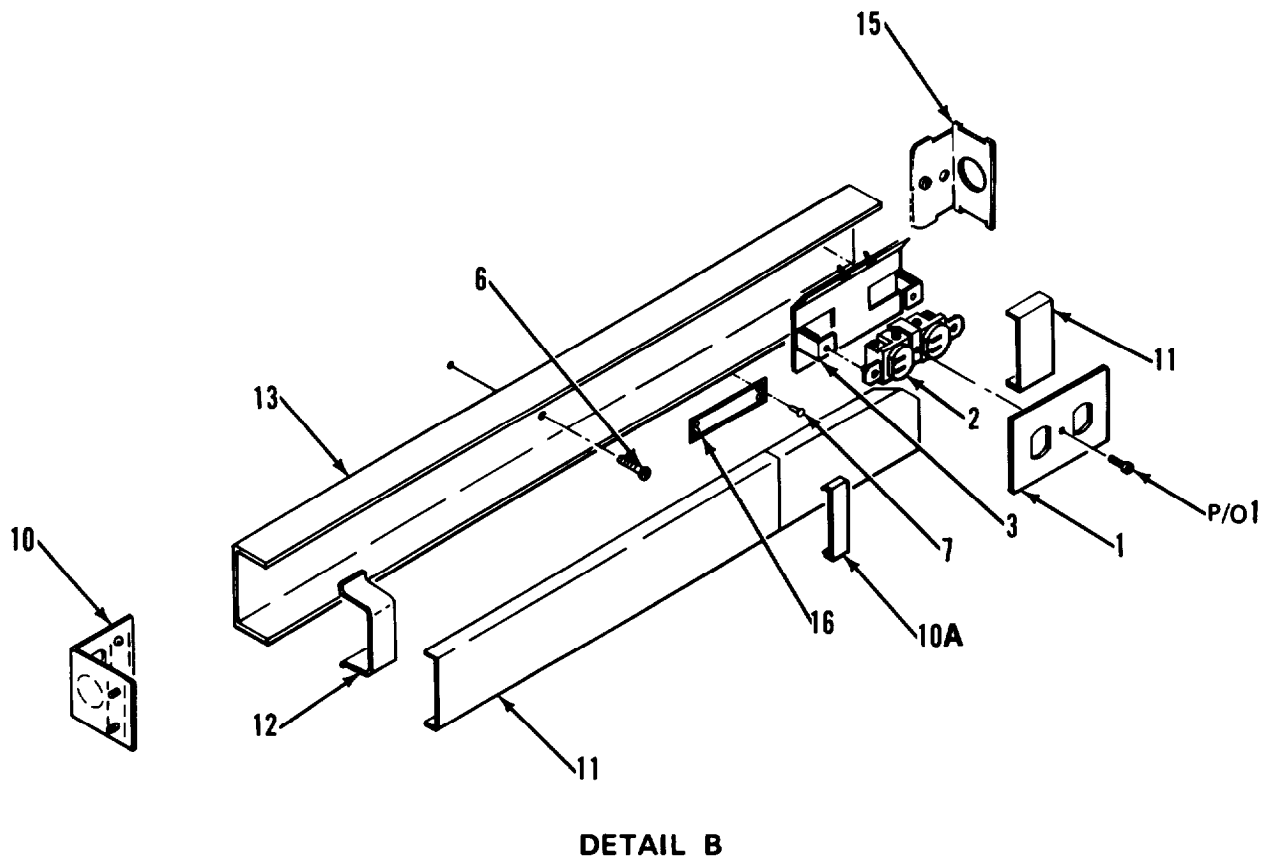


Figure 2. Electrical System (Sheet 4 of 18)

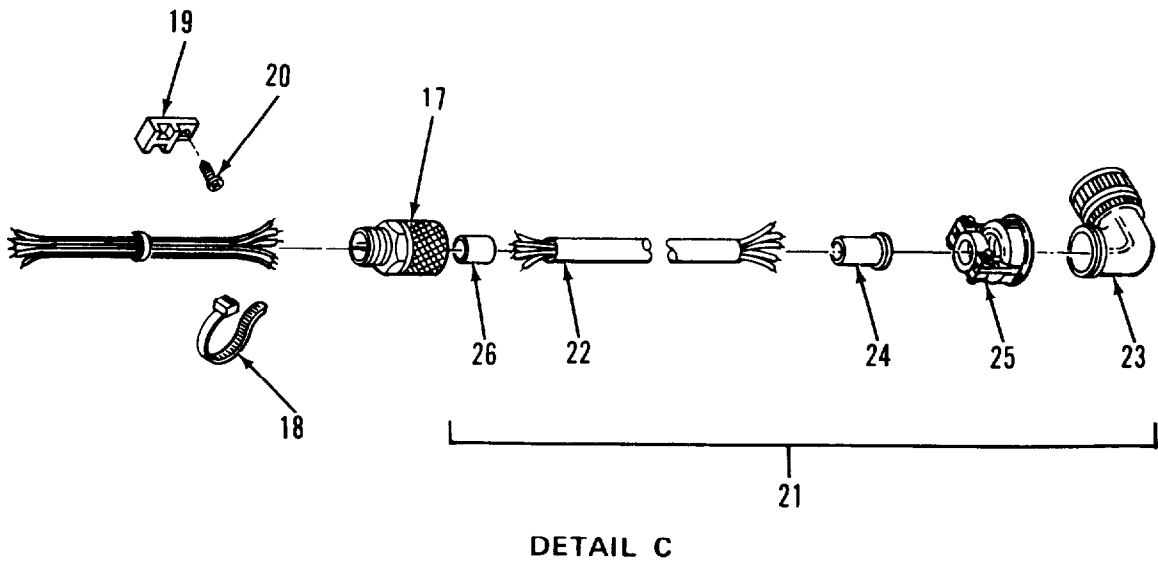
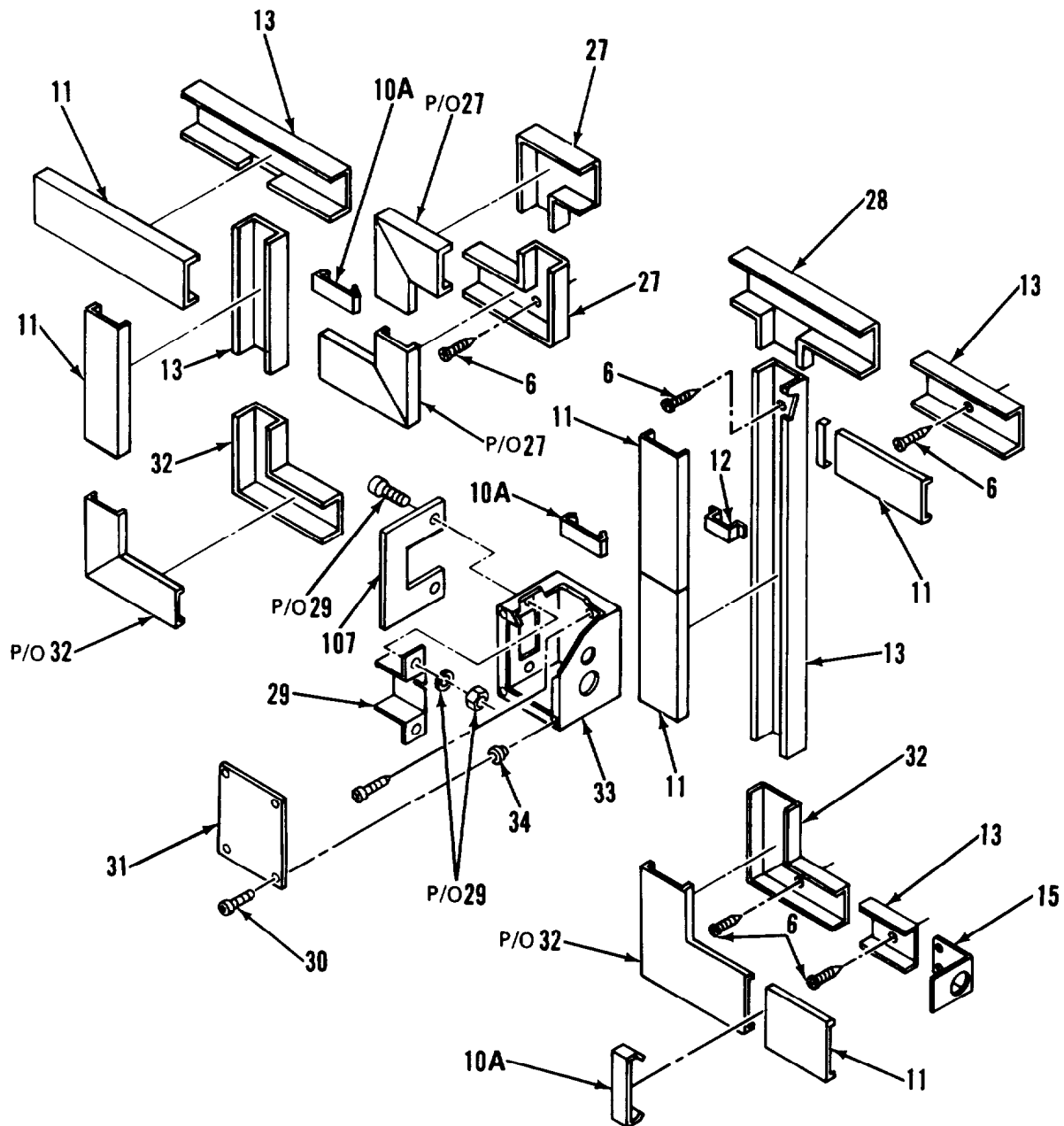
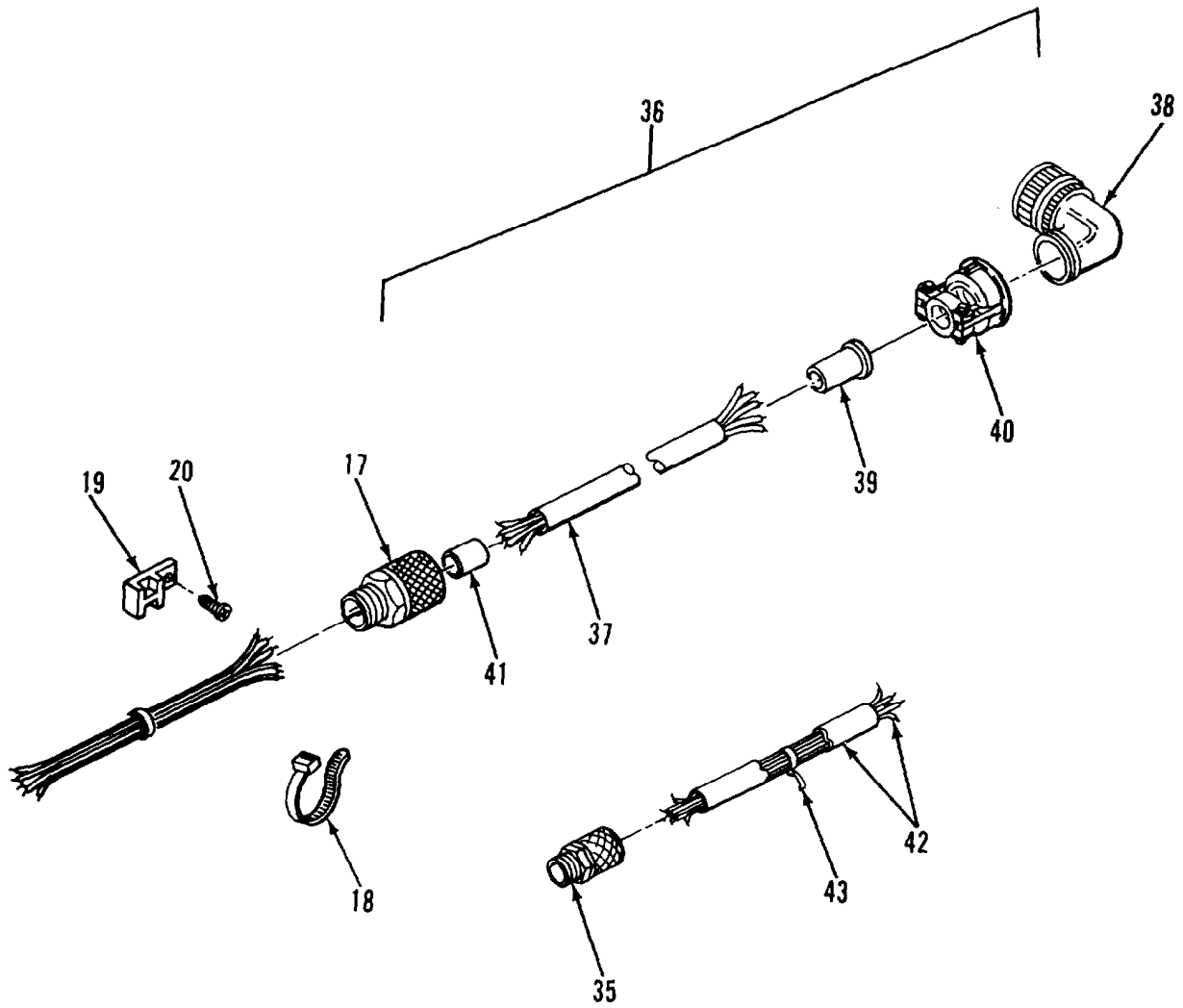


Figure 2. Electrical System (Sheet 5 of 18)



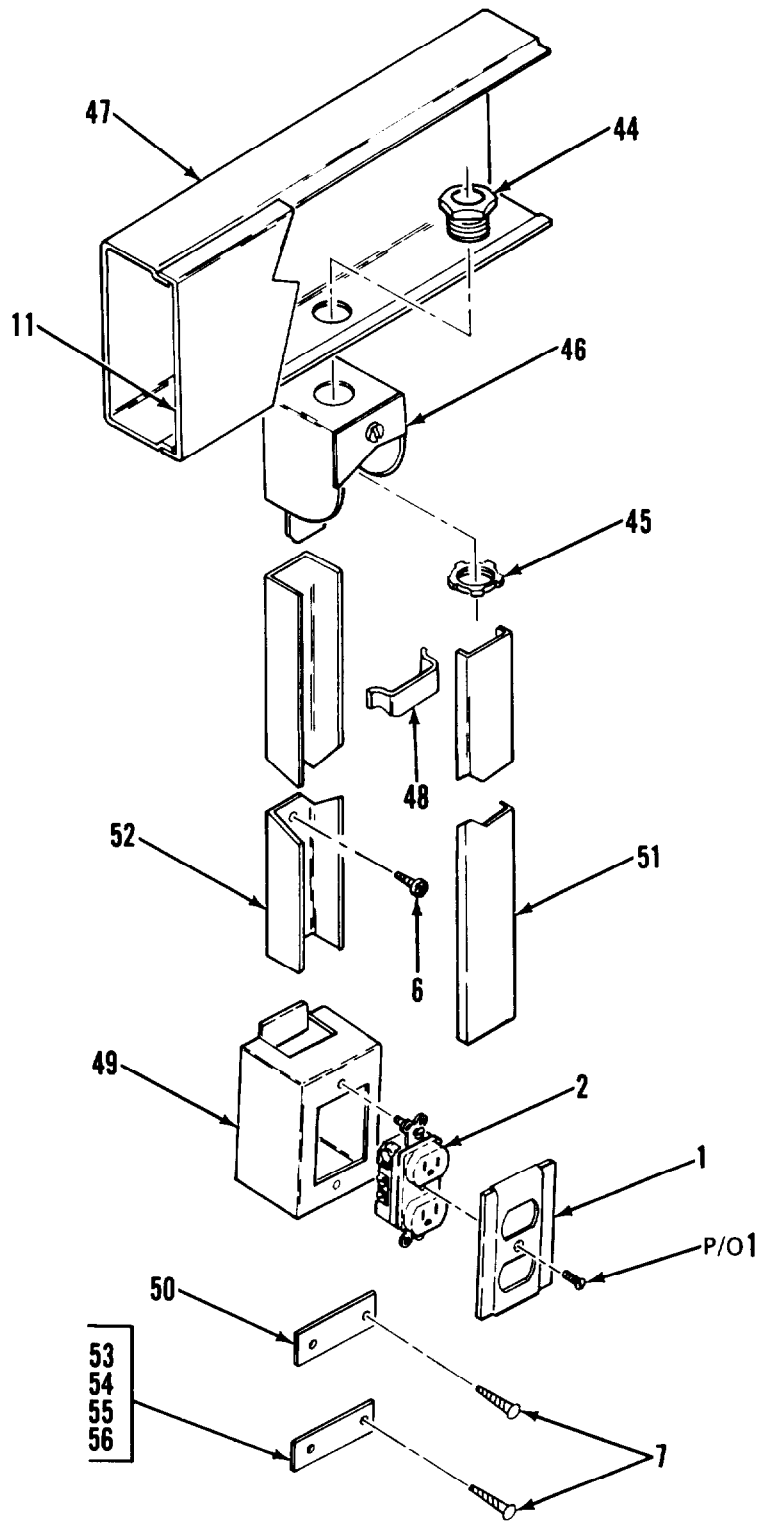
DETAIL D

Figure 2. Electrical System (Sheet 8 of 18)



DETAIL E

Figure 2. Electrical System (Sheet 7 of 18)



DETAIL F

Figure 2. Electrical System (Sheet 8 of 18)

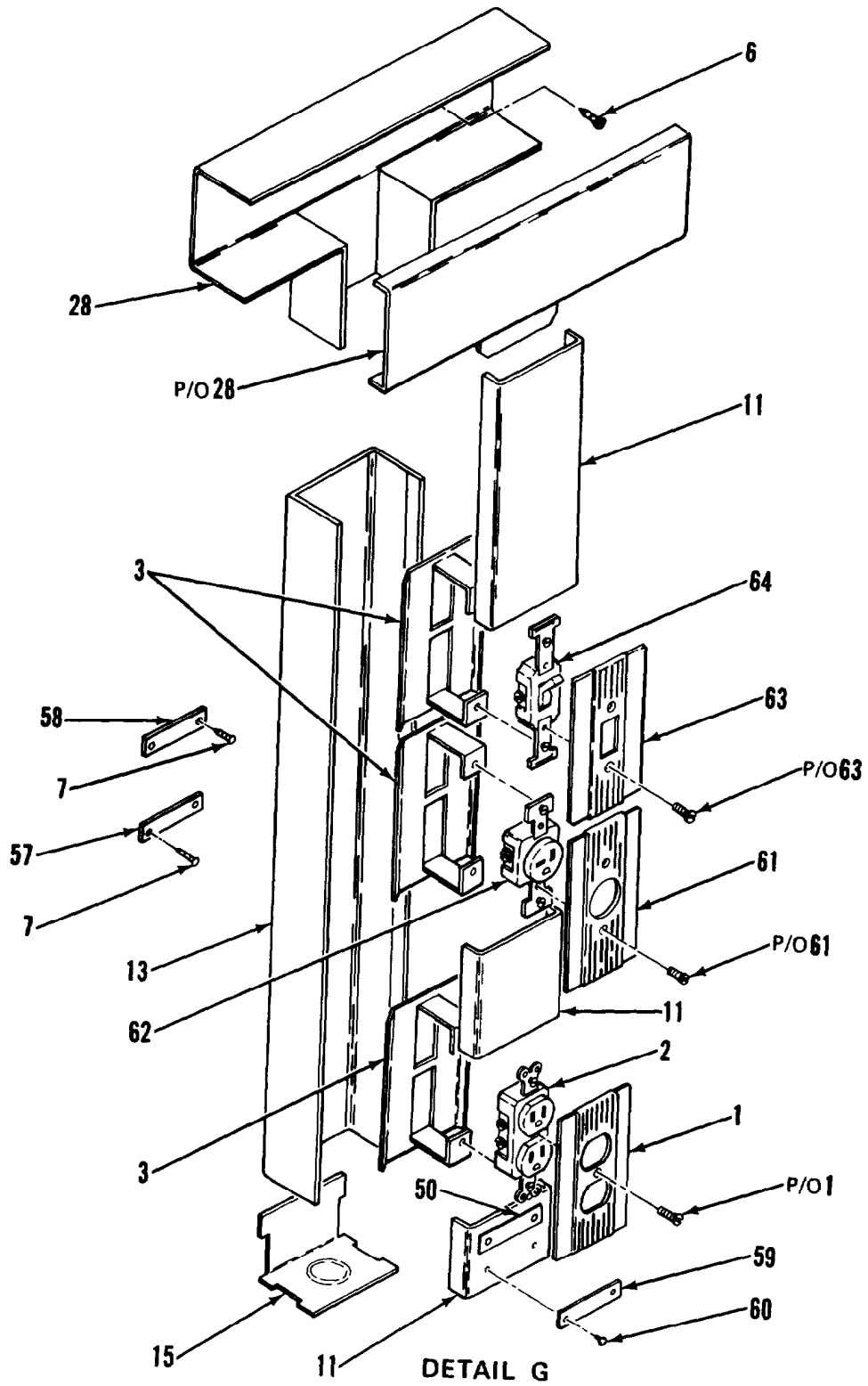


Figure 2. Electrical System (Sheet 9 of 18)

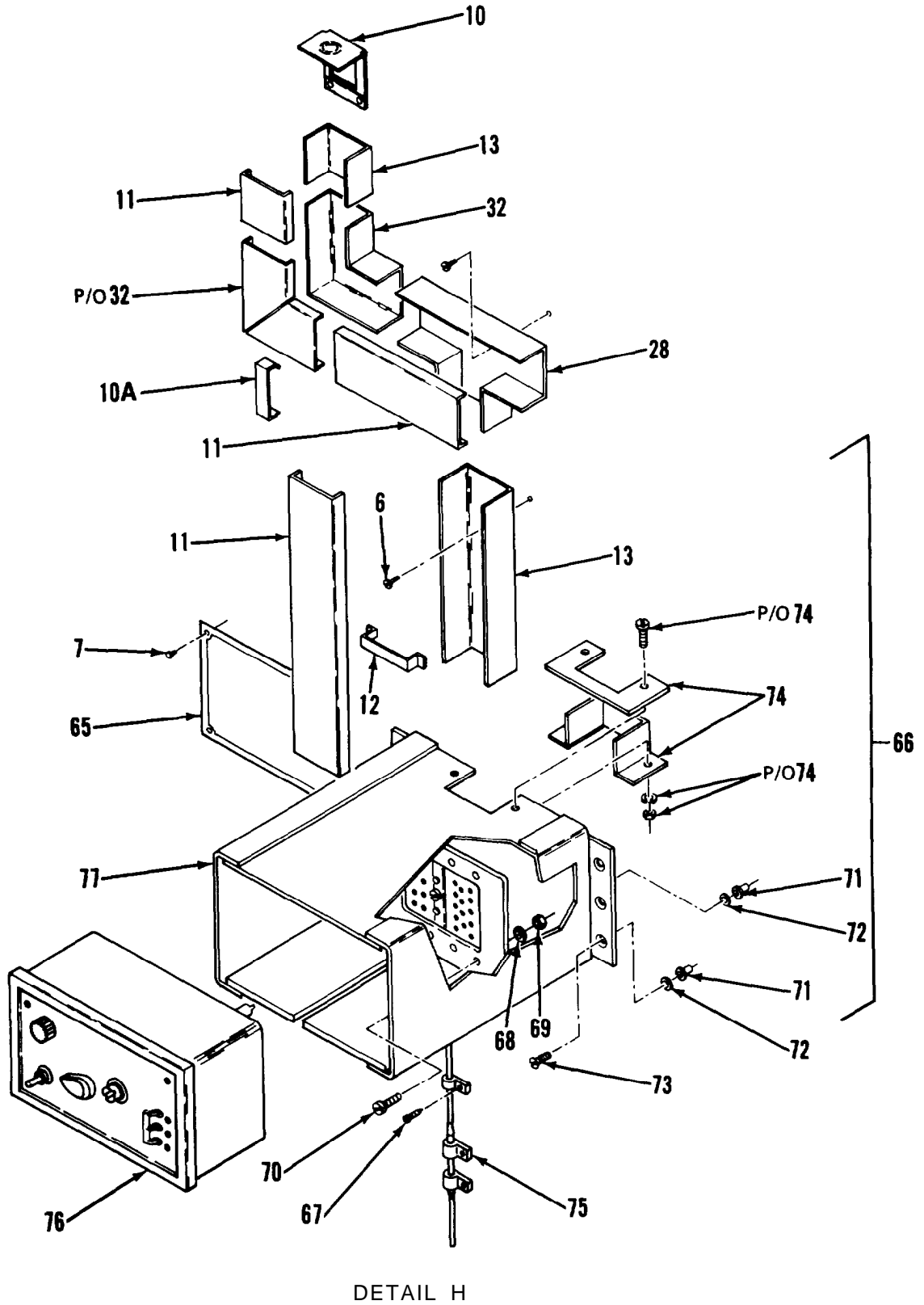
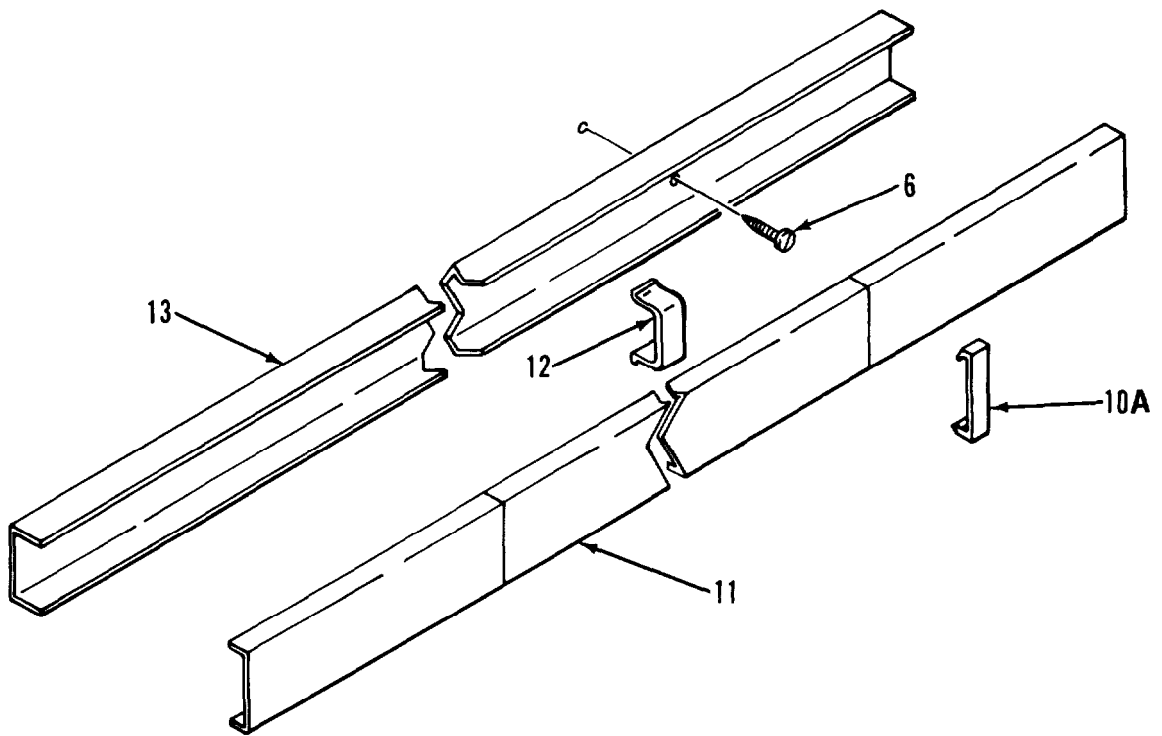
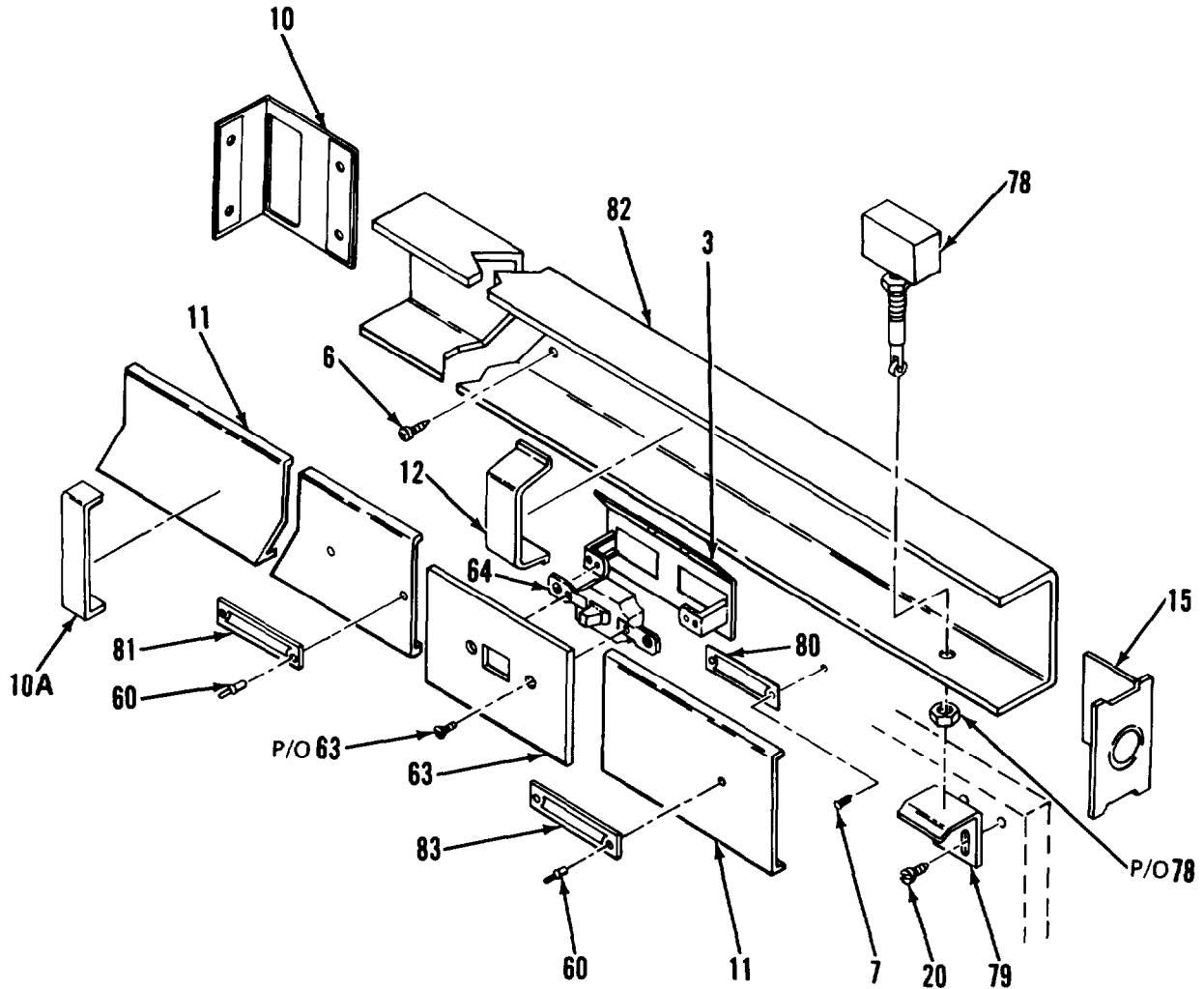


Figure 2. Electrical System (Sheet 10 of 18)



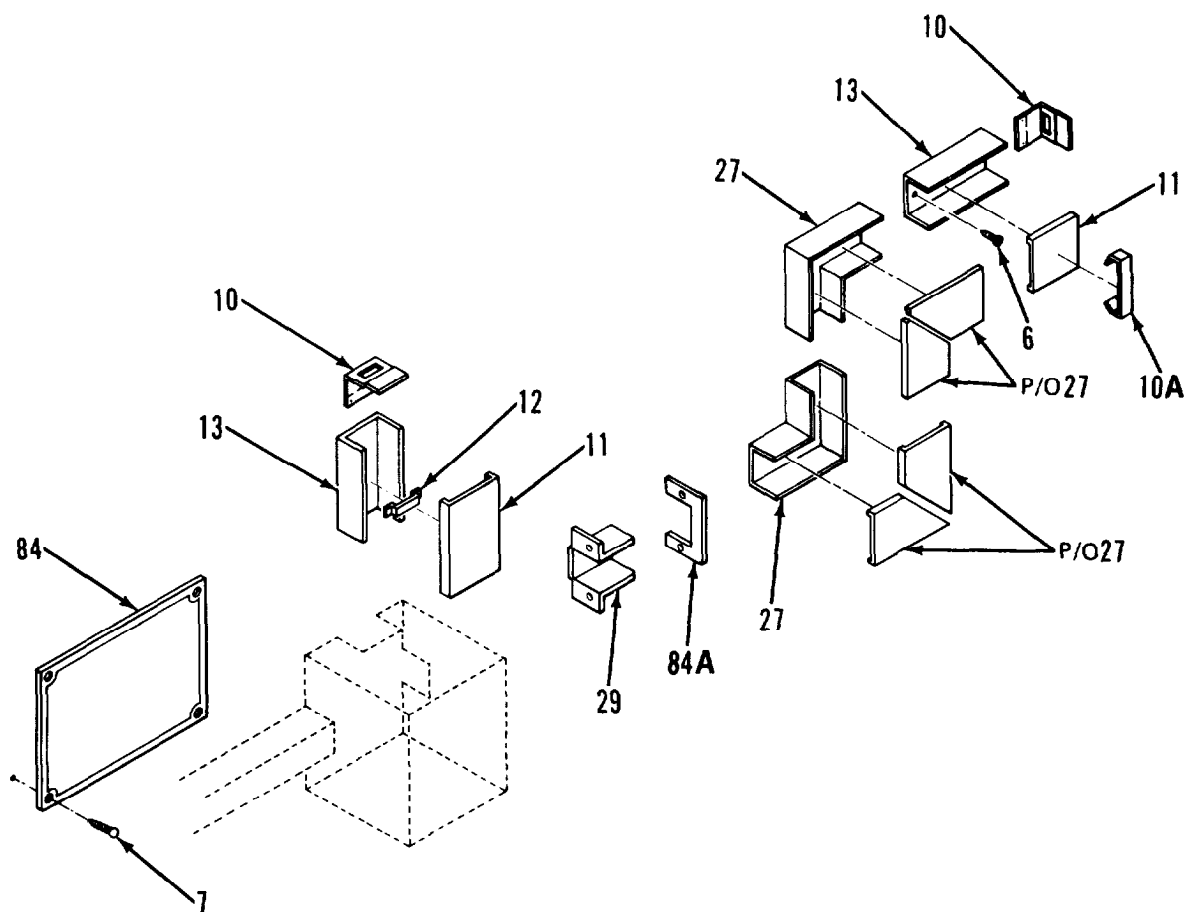
DETAIL I

Figure 2. Electrical System (Sheet 11 of 18)



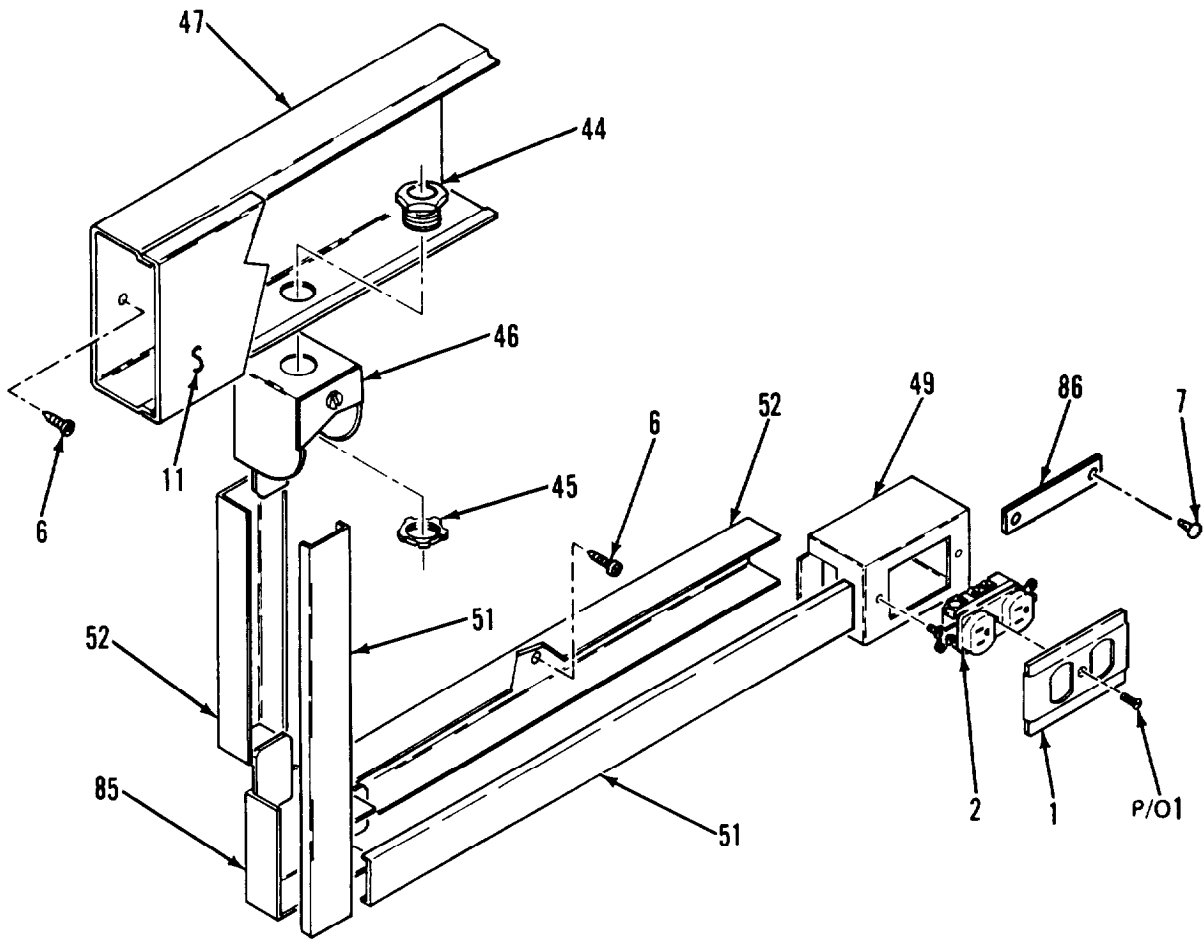
DETAIL J

Figure 2. Electrical System (Sheet 12 of 18)



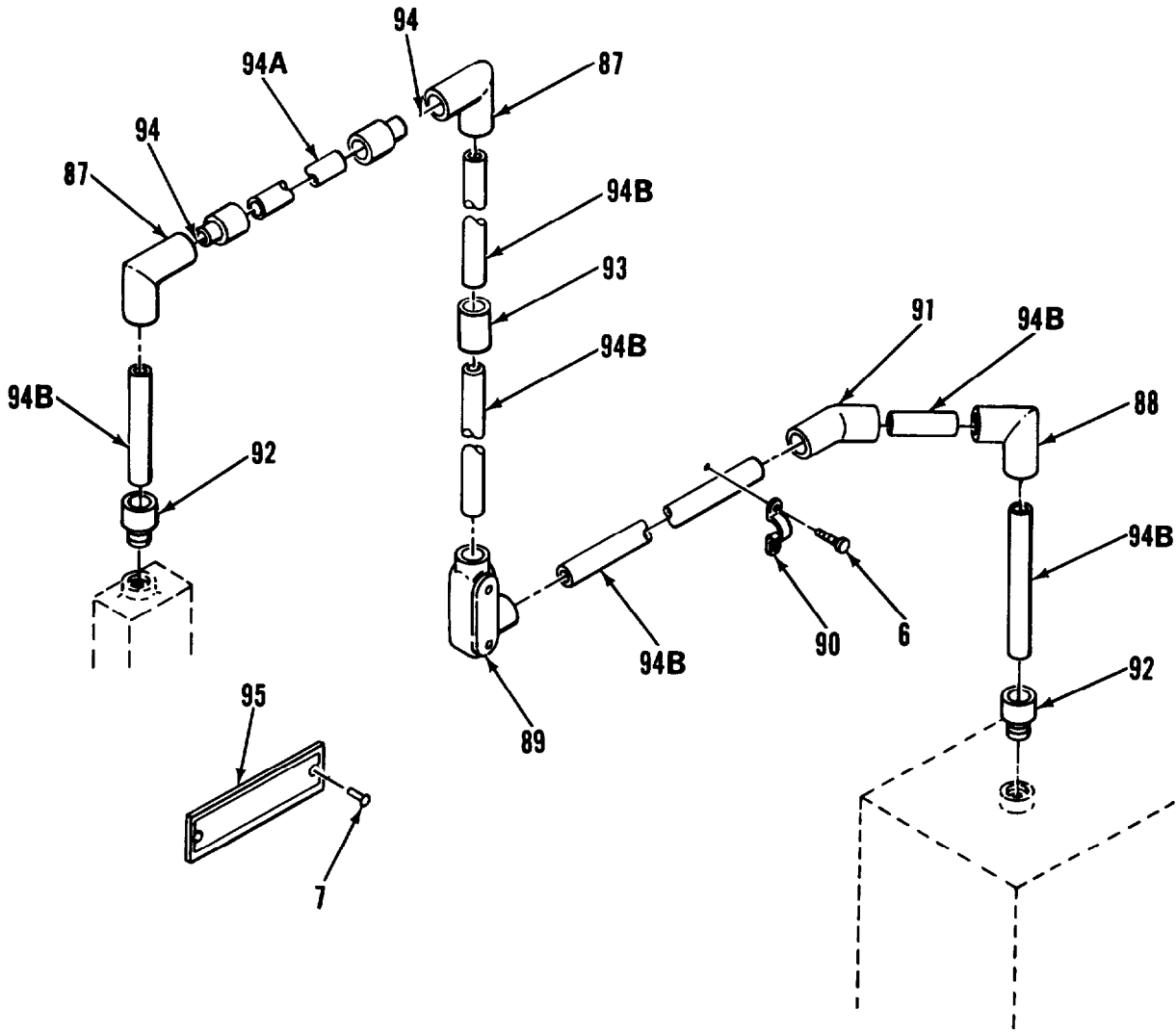
DETAIL K

Figure 2. Electrical System (Sheet 13 of 18)



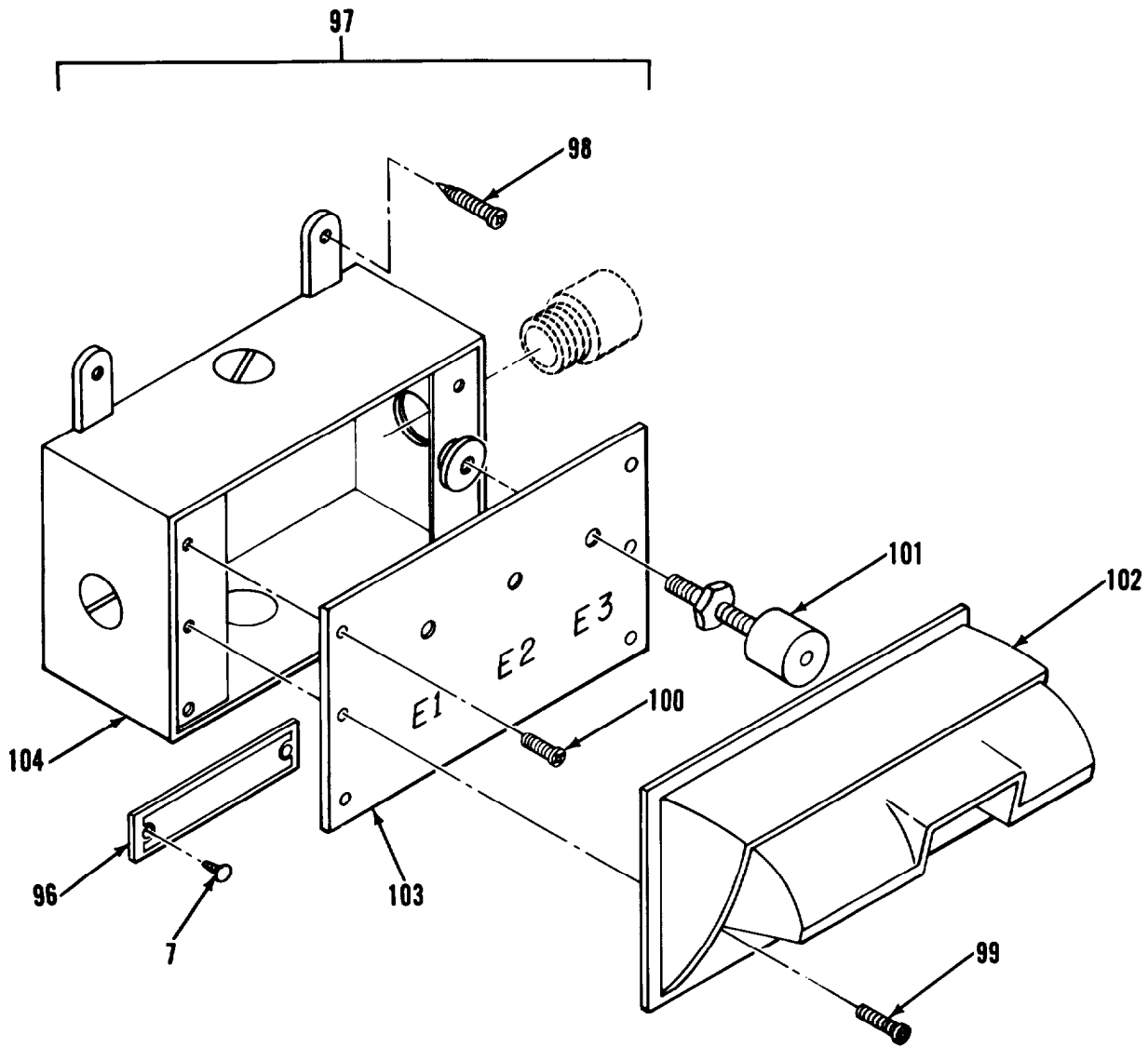
DETAIL L

Figure 2. Electrical System (Sheet 14 of 18)



DETAIL M

Figure 2. Electrical System (Sheet 15 of 18)



DETAIL N

Figure 2. Electrical System (Sheet 16 of 18)

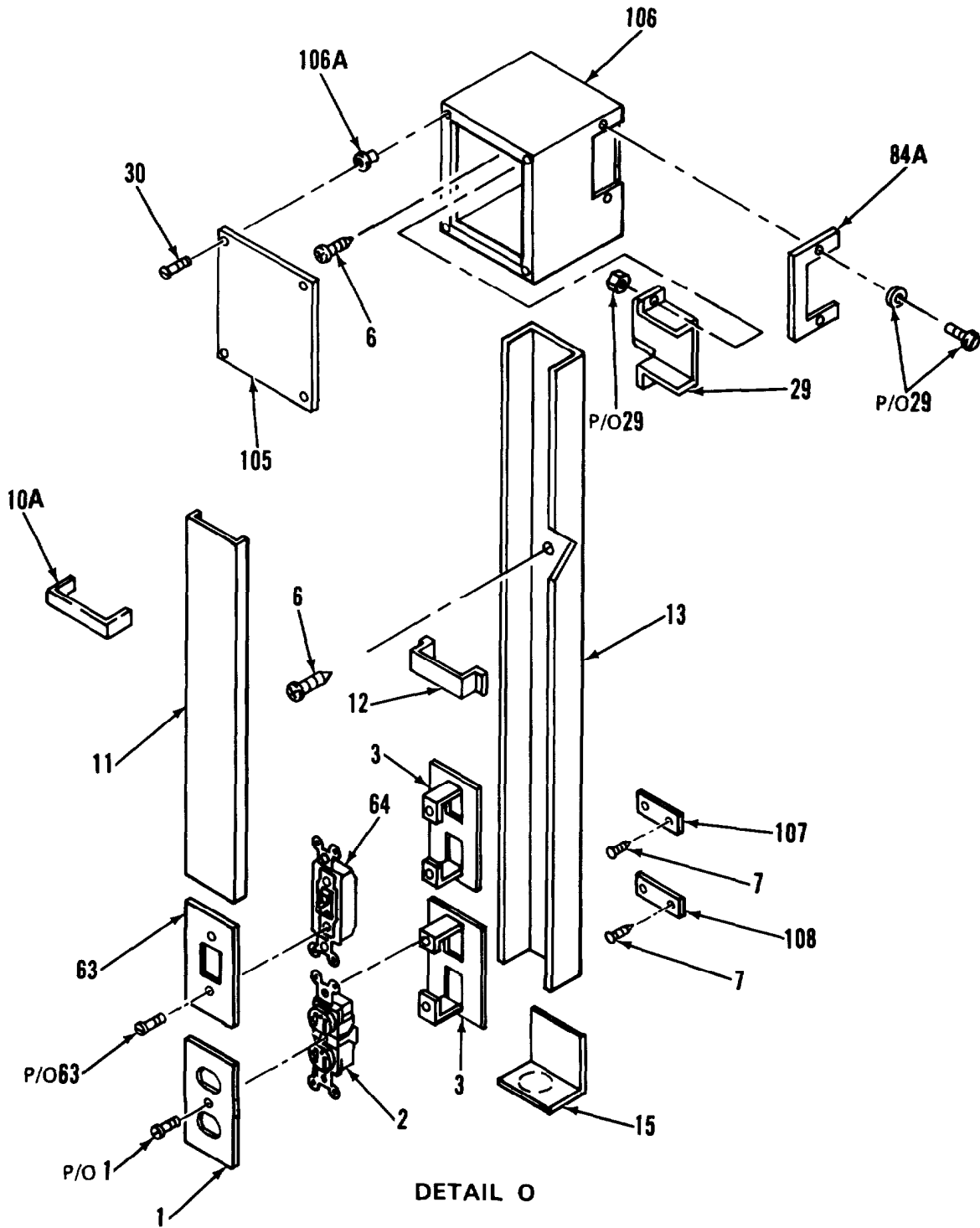
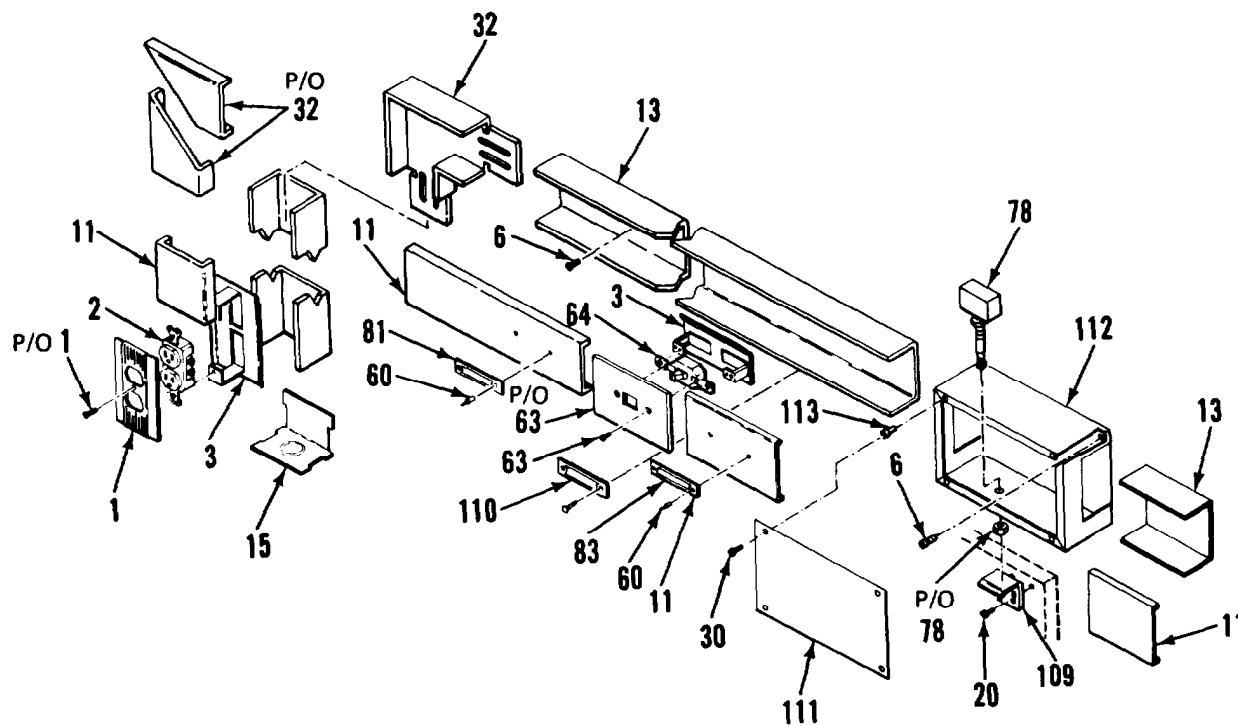


Figure 2. Electrical System (Sheet 17 of 18)



DETAIL P

Figure 2. Electrical System (Sheet 18 of 18)

SECTION II			TM5-6675-317-24P			
(1)	(2)	(3)	(4)	(5)	(6)	
ITEM NO	SMR CODE	FSC	PART NUMBER	DESCRIPTION AND USABLE ON CODES(UOC)	QTY	
GROUP 01 VAN BODY (ISO CONTAINER)						
FIG. 2 ELECTRICAL SYSTEM						
1	XDOZZ	74545	91101	.PLATE.WACL.ELECTRIC	10	
2	XDOZZ	74545	5362	.CONNECTOR,RCPT	10	
3	XDOZZ	79725	G-3007C	-BRACKET,DEVICE	12	
4	XDOZZ	97403	13225E4530	.PLATE,RCPT,SGL,MOD	2	
5	PBOZZ	81348	WC596/77-1	.CONNECTOR,RCPT	2	
6	XDOZZ	96906	MS51861-46	.SCREW.TAPPING.THD	350	
7	XDOZZ	96906	MS21318-14	.SCREW,DRIVE	46	
8	XDOZZ	97403	13225E3343	.PLATE,IDENT	1	
9	XDOZZ	97403	13225E3078-7	.PLATE,IDENT	1	
10	XDOZZ	79725	G-3017TCE	.COUPLING,CORNER, INTERNAL	5	
10A	XDOZZ	79725	G-3006E	.CLIP,COVER	40	
11	XDOZZ	79725	G-3000CE	.COVER,CONDUIT RACEWAY STOCK ONE TEN FT LG	21	
12	XDOZZ	79725	G-3000WC	.CLIP WIRE	50	
13	XDOZZ	79725	G-30008	.CONDUIT.RACEWAY,MET	43	
14	XDOZZ	97403	13225E3148	.PLATE,IDENT	1	
15	XDOZZ	79725	G-30108	.FITTING.BLANKEND	6	
16	XDOZZ	97403	13225E3078-8	.PLATE,IDENT	1	
17	XDOZZ	59730	2534	.BOX CONNECTOR,ELECT	2	
18	XDOZZ	96906	MS3367-2-9	.STRAP,TIEDOWN,ELECT	30	
19	XDOZZ	59730	TC812	.MOUNTING BASE, TI E DOWN	30	
20	XDOZZ	96906	MS51861-26	.SCREW-TAPPING.THD	12	
21	XDFZZ	97403	13225E3299-2(W3)	.CABLE ASSY ,PWR	1	
22	XAOZZ	92194	FIT-600-5/8	..TUBING ,THERMOPLASTIC	1	
23	XAOZZ	96906	MS3108-B18-11S	..PLUG,ANGLE	1	
24	XAOZZ	02660	9779-513-10	.. BUSHING, RUBBER	1	
25	XAOZZ	02660	97-3057-1010	..CLAMP.STRAIN RELIEF	1	
26	XAOZZ	55422	638-986	..STRAIN.RELIEF	1	
27	XDOZZ	97403	13225E3349-102	.ELBOW,CONDUIT,MOD	5	
28	XDOZZ	79725	G-3015E	.TEE	4	
29	XDOZZ	79725	G-3086A	.CONNECTOR,PANEL	7	
30	XDOZZ	96906	MS35206-245	.SCREW,MACHINE PNH	12	
31	XDOZZ	97403	13225E3113	.COVER,BOX	1	
32	XDOZZ	79725	G-3011E	.ELBOW,90 DEG	4	
33	XD000	97403	13225E4019	.BOX,AIR CONDITIONER CONNECTOR	1	
34	XDOZZ	80205	NAS1329SO8-75	.NUT,CLINCH	4	
35	XDOZZ	59730	2549	.CONNECTOR.CABLE	2	
36	XDFZZ	97403	13225E3299-1(W2)	.CABLE ASSY ,PWR	1	
37	XAFZZ	92194	FIT-600-5/8	.. TUBING THERMOPLASTIC	1	
38	XAFZZ	96906	MS3108-818-11S	..PLUG.ANGLE	1	
39	XAFZZ	02660	9779-513-10	..BUSHING .RUBBER	1	
40	XAFZZ	02660	97-3057-1010	..CLAMP.STRAIN RELIEF	1	
41	XAFZZ	55422	638-986	..STRAIN.RELIEF	1	
42	XDOFF	97403	13225E3323-109	-HARNESS ASSY REMOTE THERMOSTAT	1	
43	XDOZZ	16956	08471	.. STRAP,TIEDOWN.ELECT	25	
44	XDOZZ	59730	842	-CHASE NIPPLECONDUIT	5	
45	XDOZZ	59730	141	.LOCKNUT,ELECTRICAL	5	

SECTION II			TM5-6675-317-24P		(51)	(61)
(1)	(2)	(3)	(4)			
ITEM NO	SMR CODE	FSCM	PART NUMBER	DESCRIPTION AND USABLE ON CODES(UOC)	QTY	
46	XDOZZ	79725	G-2110A	.FITTING,END ENTR		5
47	XDOZZ	97403	13225E4276	.BASE,CONDUIT,MOD		5
48	XDOZZ	79725	G-2100WC	.CLIP,WIRE		10
49	XDOZZ	79725	G-2141	.SWITCHBOX		5
50	XDOZZ	97403	13225E4664	.PLATE,IDENT,BO		1
51	XDOZZ	79725	G-2100C	.COVER,ACCESS		5
52	XDOZZ	79725	G-21006	.BASE,CONDUIT		6
53	XDOZZ	97403	13225E3078-12	.PLATE,IDENT		1
54	XDOZZ	97403	13225E3078-11	.PLATE,IDENT		1
55	XDOZZ	97403	13225E3078-6	.PLATE,IDENT		1
56	XDOZZ	97403	13225E3078-5	.PLATE,IDENT		1
57	XDOZZ	97403	13225E3078-9	.PLATE,IDENT		1
58	XDOZZ	97403	13225E3354	.PLATE,DESIGNATION		1
59	XDOZZ	97403	13225E3078-4	.PLATE,IDENT		1
60	XDOZZ	81349	M24243/1-B302	.RI VET		4
61	XDOZZ	74545	91091	.COVER,RECEPTACLE		1
62	PBOZZ	81348	WC596/41-2	.CONNECTOR , RCPT		1
63	XDOZZ	74545	91071	.PLATE,WALL,ELECTRIC SWITCH.TOGGLE.		4
64	PAOZZ	81348	WS896-2-02A	.SWITCH,TOGGLE		4
65	XDOZZ	97403	13225E4593	.PLATE,CAUTION		1
66	XDOZZ	97403	13225E3322	THERMOSTAT N S TAILR CONDITIONER.		1
67	XDOZZ	96906	MS51861-46	.SCREW.TAPPING.THD		4
60	XDOZZ	96906	MS35338-40	..WASHER.LOCK		8
69	XDOZZ	96906	MS35649-242	..NUT.PLAIN.HEXAGON		8
70	XDOZZ	96906	MS3519D-225	..SCREW.MACHINE		8
71	XDOZZ	00613	8L-JN	..NUT.JACK		6
72	XDOZZ	96906	MS27183-4	..WASHER.FLAT		6
73	XDOZZ	96906	MS90725-13	..SCREW.PNH		b
74	XDOZZ	79725	G-3086A	..PANELCONNECTOR		1
75	XDOZZ	39428	8876T14	.-CLAMP 1/8 IN		2
76	XDOZZ	97403	13225E3322-2	..THERMOSTATMODULE I RCONDITIONER		1
77	XDOZZ	97403	13225E3398	..THERMOSTAT HOUSING		1
78	PAOZZ	80063	SM-6-633234-1	.SWITCH,SENSITIVE		2
79	XDOZZ	97403	13225E4346	.PLATE,OPR,BO SWITCH		1
80	XDOZZ	97403	13225E3356	.PLATE,DESIGNATION		1
81	XDOZZ	97403	13225E4496	.PLATE,DESIGNATION		2
82	XDOZZ	97403	13225E3364	.BASE,CONDUIT,MOD		1
83	XDOZZ	97403	13225E4497	.PLATE,DESIGNATION		2
84	XDOZZ	97403	13225E3982-S	.PLATE,ELECSCH E M		1
84A	XDOZZ	96906	MS21266-2N	.EDGE GROMMET		7
85	XDOZZ	79725	G-2111	.ELBOW,90 DEG,FLAT		3
86	XDOZZ	97403	13225E3078-3	.PLATE,IDENT		1
87	XDOZZ	96906	MS14311-4PA	.ELBOW,90 DEG CONDUIT,PVC 3/4 IN, SCH 40		3
88	XDOZZ	27901	3004	.ELBOW,90 DEG ,3/4 IN		3
89	XDOZZ	55422	660-493	.FITTING,TY LR , 3/4		1
90	XDOZZ	93908	E977E	.STRAP,2HOLE PVC		1
91	XDOZZ	27901	30016	.ELBOW ,45 DEG		2
92	XDOZZ	55422	502-693	.ADAPTER,TERMINAL		1
93	XDOZZ	55422	502-588	.COUPLING,PVC 3 / 4IN		2
94	XDOZZ	93908	ACE 433-41	.REDUCER 3/4X1/2 PVC SCH 40		1
94A	XDOZZ	93908	A-6580	.CONDUIT,PVC/2 IN		

SECTION II			TM5-6675-317-24P			
(1)	(2)	(3)	(4)	(5)	(6)	
ITEM	SMR		PART			
NO	CODE	FSCM	NUMBER	DESCRIPTION AND USABLE ON CODES(UOC)	QTY	
94B	XDOZZ	93908	A-7021	.CONDUIT,PVC 3/4 IN	1	
95	XDOZZ	97403	13225E5055	.CONDUIT,PVC COVER,PVC 3/4 IN SCH 40	1	
96	XDOZZ	97403	13225E3690	.PLATE,DESIGNATION..	1	
97	XD000	97403	13225E3427	.TELEPHONE 80X, INSTALLATION	1	
98	XDOZZ	96906	MS51861-46	..SCREW.TAPPING,T H D	4	
99	XDOZZ	96906	MS35206-233	..SCREW,MACHINE	2	
100	XDOZZ	96906	MS35190-241	..SCREW.MACHINE	4	
101	PAOZZ	81349	PB09NCO1	..POST,BINDING, ELECTRICAL	3	
102	XDOZZ	97403	13225E3116-2	..COVER.POST	1	
103	XDOZZ	97403	13225E3117-2	..PLATE.POST	1	
104	XDOZZ	08556	275-SL	..BOX	1	
105	XDOZZ	97403	13225E3997	.COVER,BOX,CONNECTOR	1	
106	XDOZZ	97403	13225E3996	.BOX.CONNECTOR.OFS	1	
106A	XDOZZ	80205	NAS1329508-75	..NUT,CLINCH	4	
107	XD022	97403	13225E3080	.PLATE,IDENT	1	
108	XDOZZ	97403	13225E3078-2	.PLATE,IDENT	1	
109	XDOZZ	97403	13225E3357	.PLATE,OPERATOR	1	
110	XDOZZ	97403	13225E3355	.PLATE,DESIGNATION	1	
111	XDOZZ	97403	13225E3513	.COVER,SOX	1	
112	XDFZZ	97403	13225E3512	.BOX,SWITCH	1	
113	XDOZZ	80205	NAS1329S08-75	..NUT.CLINCH	4	

END OF FIGURE

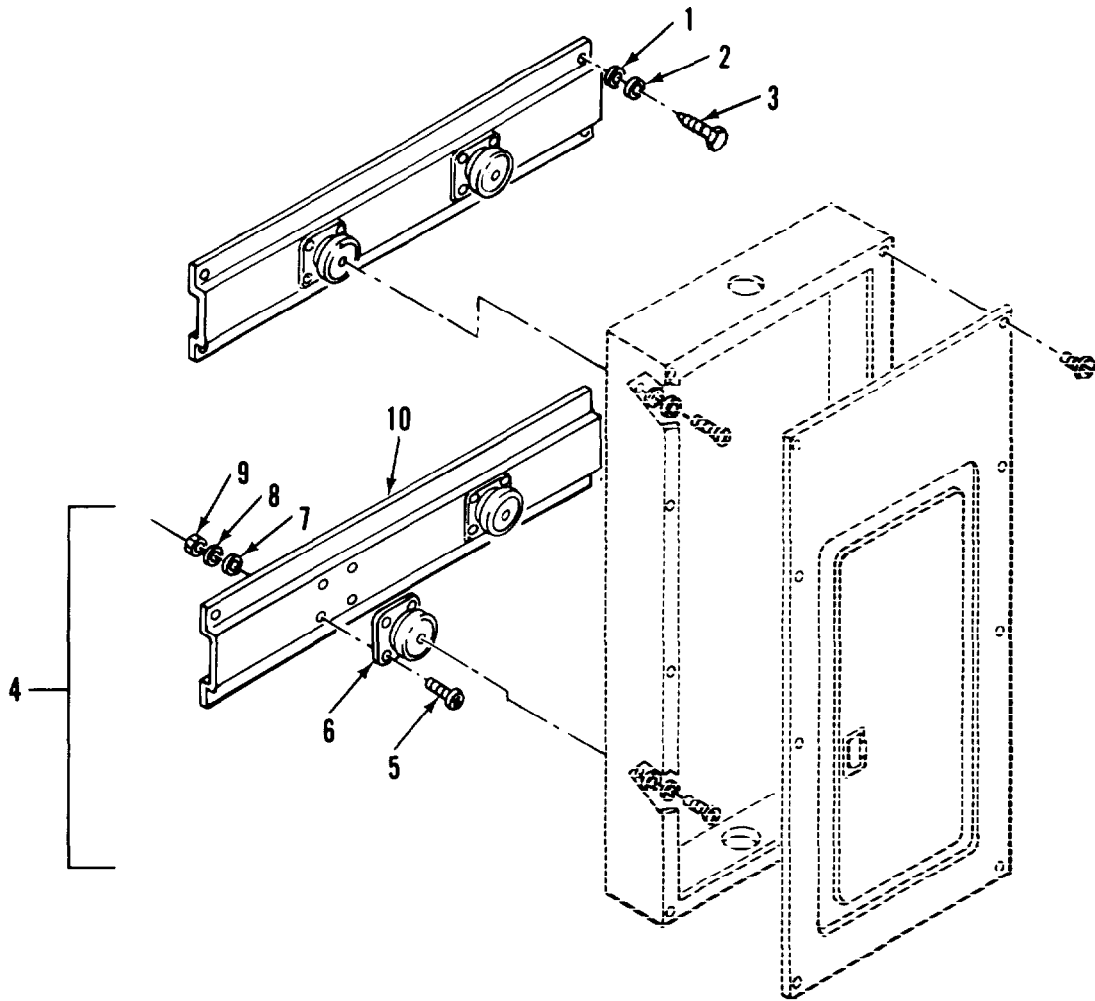


Figure 3. Power and Communications Mounting Brackets (Sheet 1 of 2)

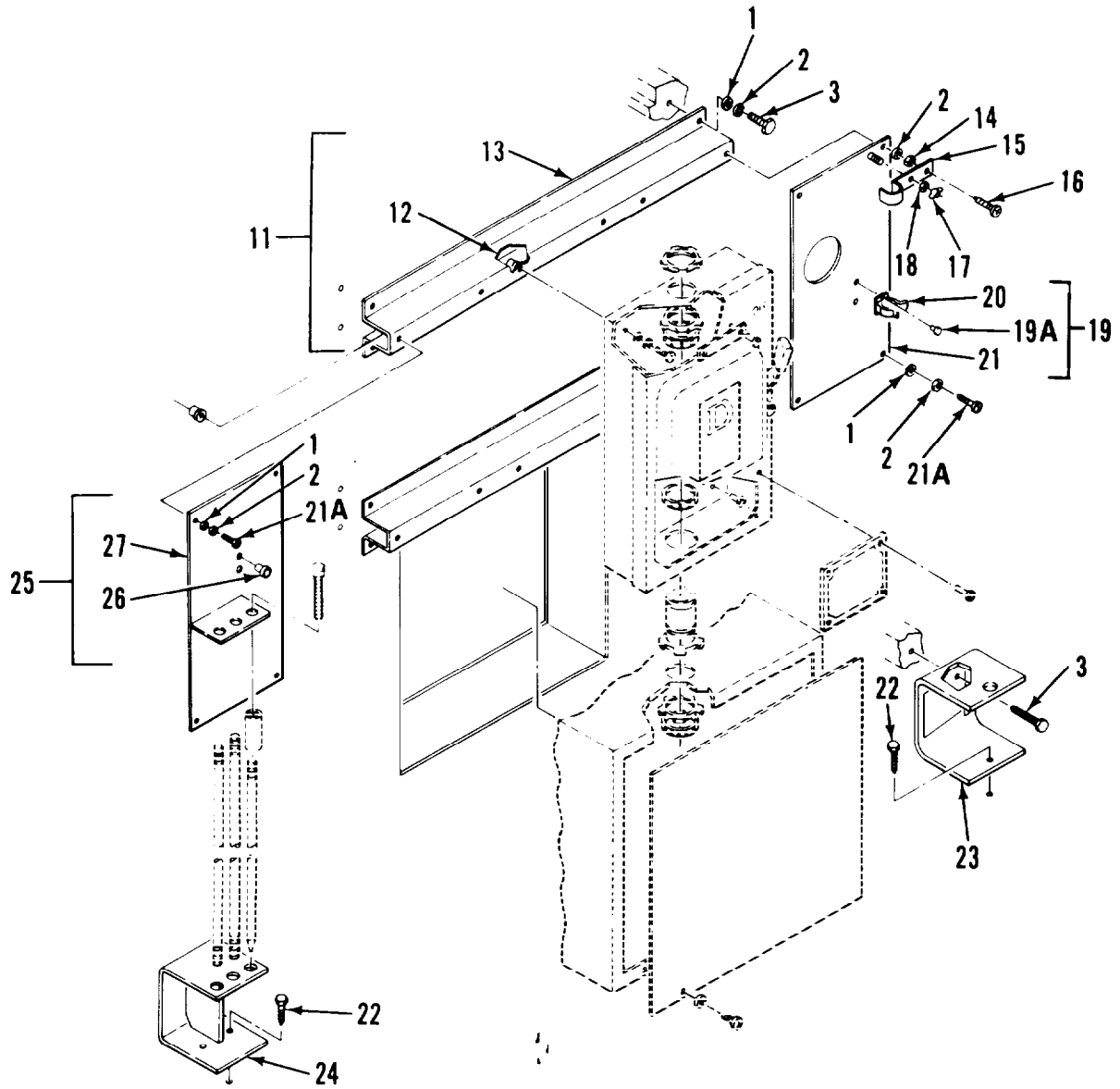


Figure 3. Power and Communications Mounting Brackets (Sheet 2 of 2)

SECTION II			TM5-667-317-24P		(5)	(6)
(1)	(2)	(3)	(4)			
ITEM	SHR	FSCM	PART		DESCRIPTION AND USABLE ON CODES(UOC)	QTY
NO	CODE		NUMBER			

GROUP 01 VAN BODY (ISO CONTAINER)

FIG. 3 POWER AND COMMUNICATIONS MOUNTNG BRACKET

1	XDOZZ	96906	MS27183-14	.WASHER, FLAT	12
2	XDOZZ	96906	MS35338-45	.WASHER,LOCK	12
3	XDOZZ	96906	MS16992-524	.BOLT ,LAG,HEX HD	17
4	XDOOO	97403	13225E3061	.BRACKET ASSY,MTG	2
5	XDOZZ	96906	MS35191-273	..SCREW.MACHINE	8
6	XDOZZ	81860	K1015	..MOUNT.SHOCK	8
7	XAOZZ	96906	MS27183-42	..WASHER.FLAT	8
8	XAOZZ	96906	MS35338-43	..WASHER.LOCK	8
9	XAOZZ	96906	MS35650-302	.,NUT,PLAIN,HEXAGON..	8
10	XAOZZ	97403	13225E3061-1	..EXTRUSION,ALUMINUIM..	1
11	XDOOO	97403	13225E3062	.BRACKET ASSY ,MTG	2
12	XDOZZ	80205	NAS1329A5K125	..NUT.PLAİN.BLIND RVT..	6
13	XDOZZ	51745	ADC-1734	.,EXTRUSION,ALUMINUM..	1
14	XDOZZ	96906	MS35649-2312	,NUT,PLAIN,HEXAGON..	1
15	XDOZZ	51745	ADC-2088	.PLATE,KEEPER.,	1
16	XDOZZ	96906	MS35206-301	,SCREW,MACHINE..	1
17	XDOZZ	96906	MS35425-74	.NUTPLAIN,WING	1
18	XDOZZ	96906	MS35338-46	.WASHER.LOCK..	2
19	XDOOO	97403	13225E3140	.BRACKET ASSY,SL HMR	1
19A	XDOZZ	07707	SD43BS	..RIVET	2
20	XDOZZ	97403	13225E3140-2	.HOLDER	3
21	XDOZZ	97403	13225E3141	..PLATE.BRACKET.SPRT	1
21A	XDOZZ	96906	MS35206-298	.SCREW,MACHINE	8
22	XDOZZ	96906	MS16992-522	.BOLT,LAG,HEX HD	3
23	XDOZZ	97403	13225E3097	.BRACKET, SLIDE HMR	1
24	XDOZZ	97403	13225E3127	.BRACKET,GROUND ROD	1
25	XDOOO	97403	13225E3143	.BRKT ASSY,GND ROD	1
26	XDOZZ	80205	NAS133053-116	..NUT ,CLINCH	2
27	XDOZZ	97403	13225E3144	. . PLATE,BRKT,GND ROD..	1

END OF FIGURE

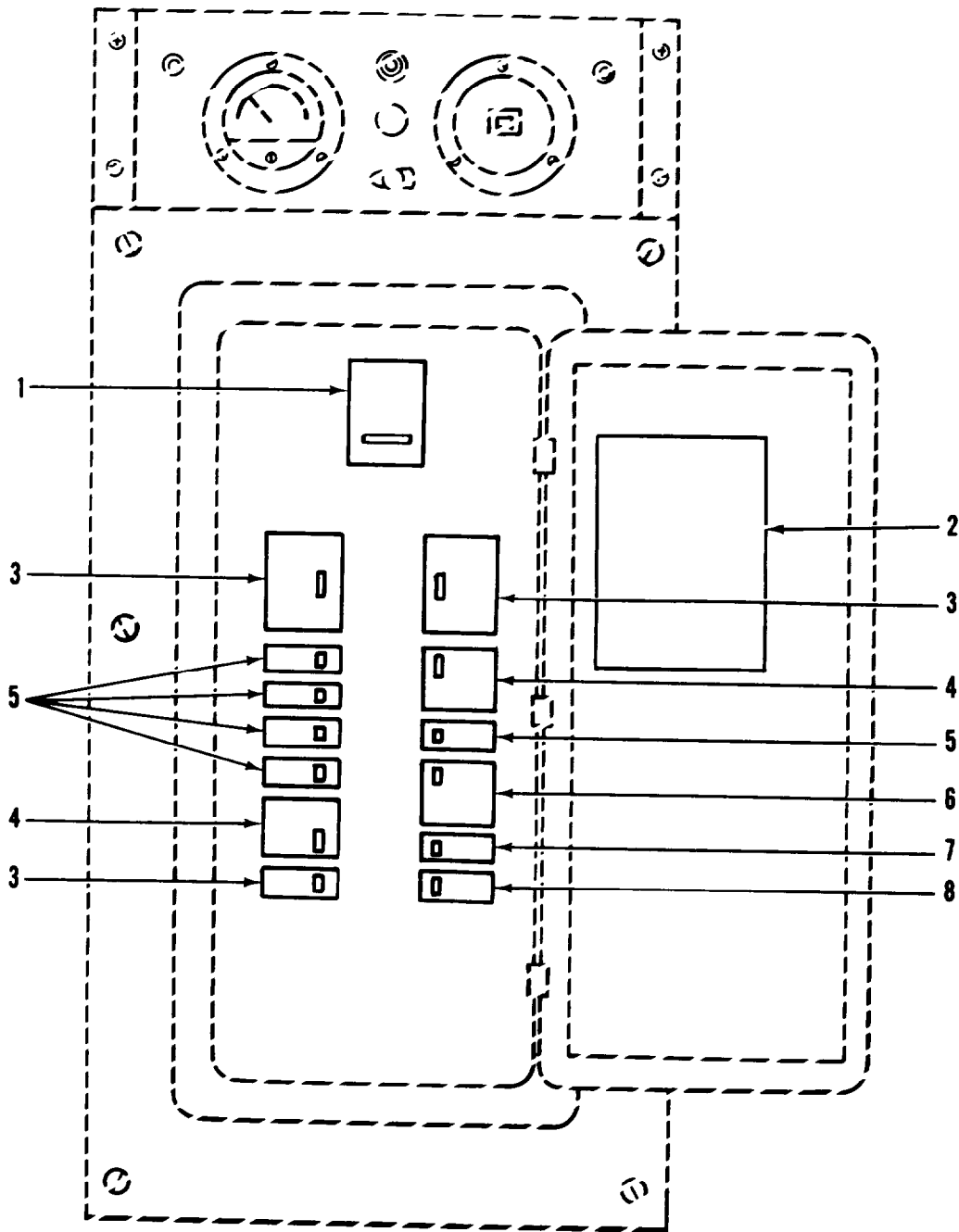


Figure 4. Circuit Breakers

SECTION II			TM5-6675-317-24P		
(1)	(2)	(3)	(4)	(5)	(6)
ITEM	SMR		PART		
NO	CODE	FSCM	NUMBER	DESCRIPTION AND USABLE ON CODES(UOC)	QTY

GROUP 01 VAN BODY (ISO CONTAINER)

FIG. 4 CIRCUIT BREAKERS

1	PAFZZ	81487	Q2M3100MT	.CIRCUIT BREAKER MAIN	1
2	XDFZZ	97403	13225E3368	.DECAL, CIRCUIT BREAKER	
3	XDFZZ	81348	WC375/03-004	.CIRCUIT BREAKER	1
4	PAFZZ	81348	WC375/02-004	.CIRCUIT BREAKER	2
5	PAFZZ	81348	WC375/01-003	.CIRCUIT BREAKER	6
6	PAFZZ	81348	WC375/02-008	.CIRCUIT BREAKER	1
7	PAFZZ	81487	Q2M3100MT	.CIRCUIT BREAKER	1
8	PAFZZ	81487	Q0120GFI	.CIRCUIT BREAKER	1

END OF FIGURE

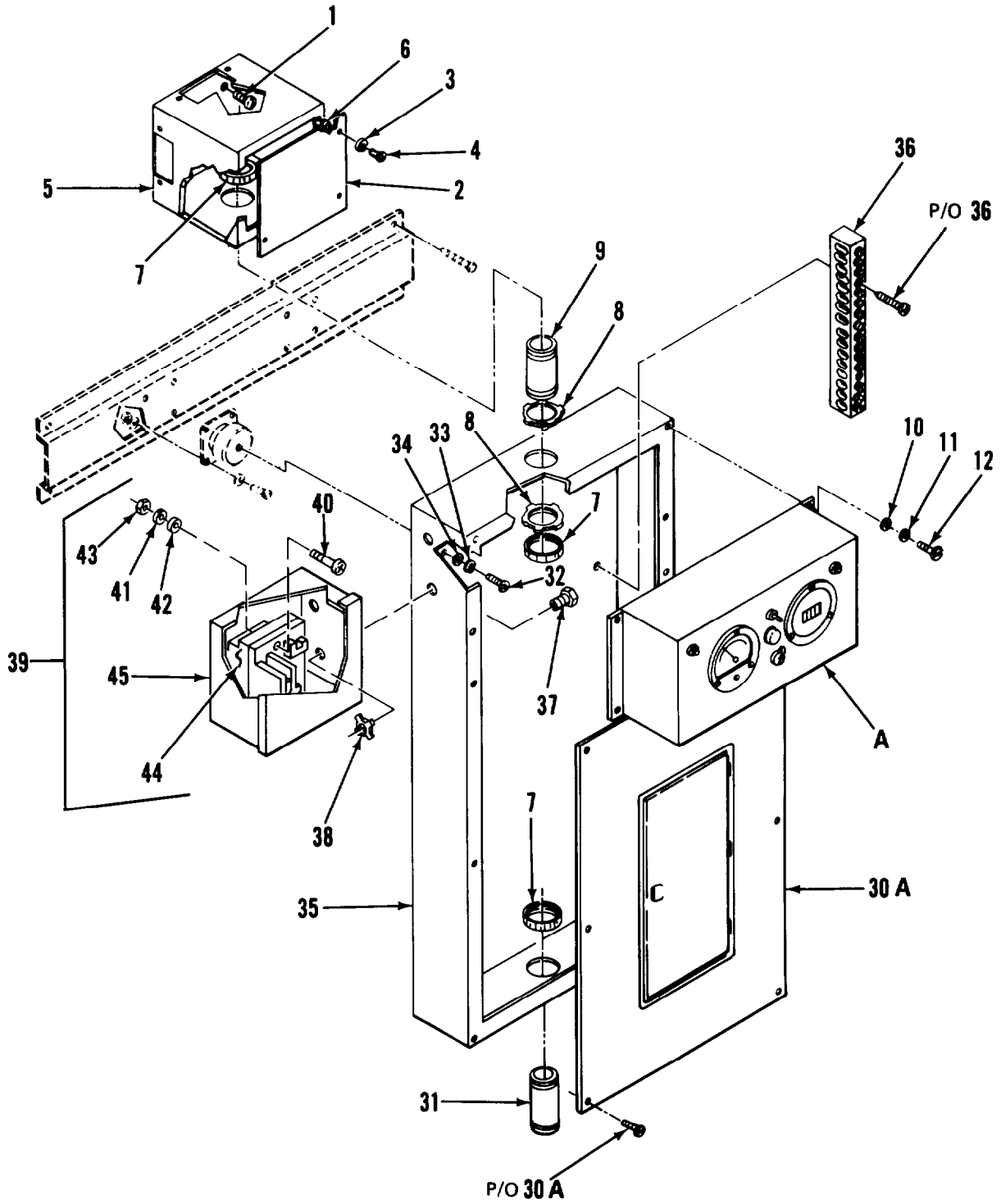


Figure 5. Power and Communications Electrical System (Sheet 1 of 5)

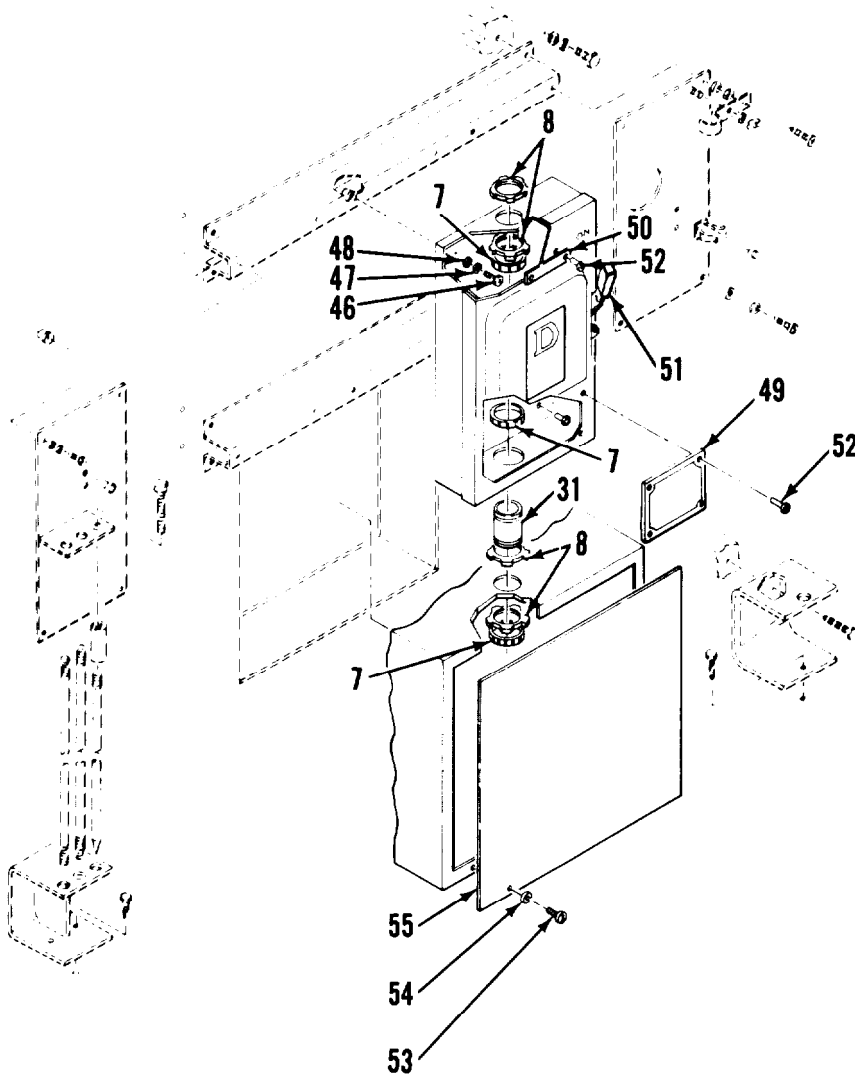


Figure 5. Power and Communications Electrical System (Sheet 2 of 5)

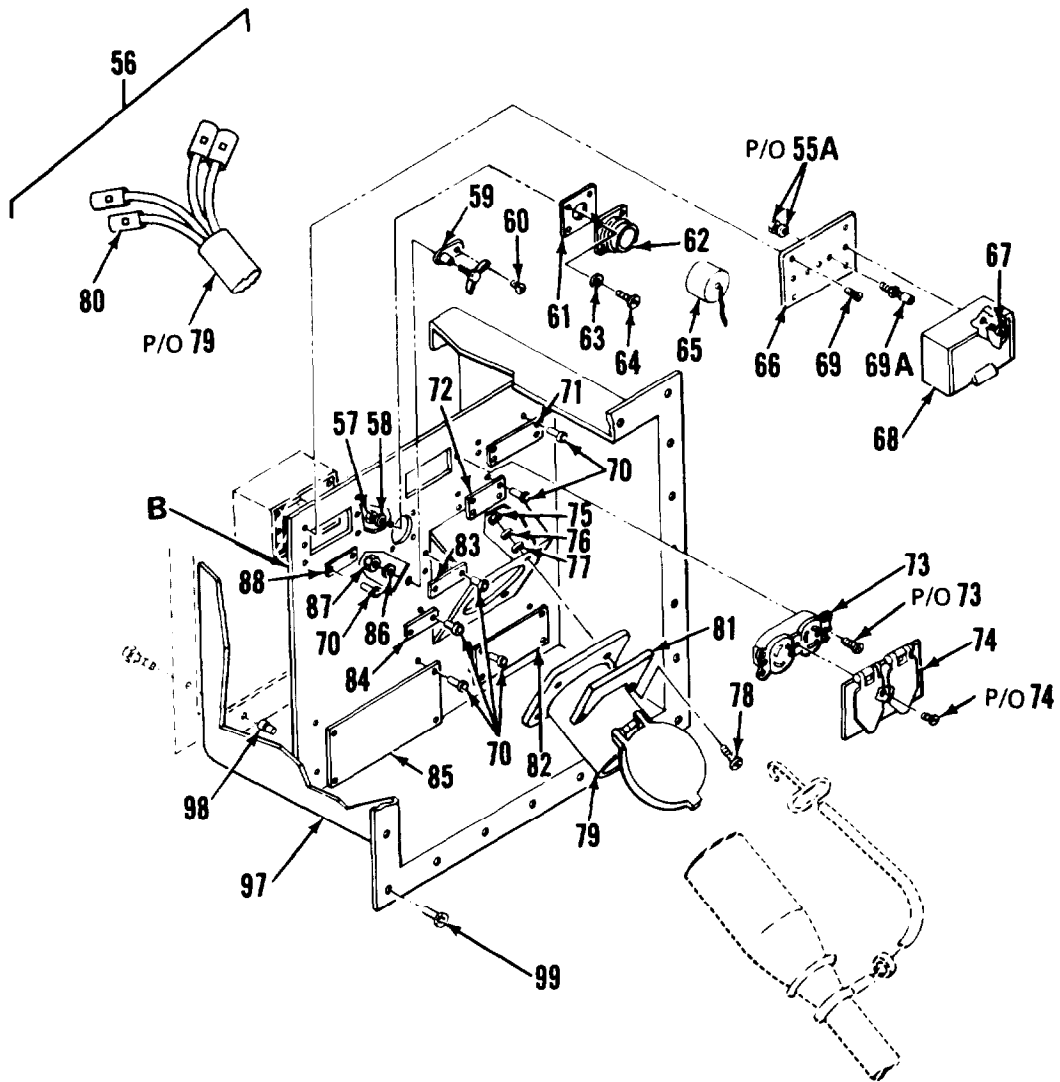


Figure 5. Power and Communications Electrical System (Sheet 3 of 5)

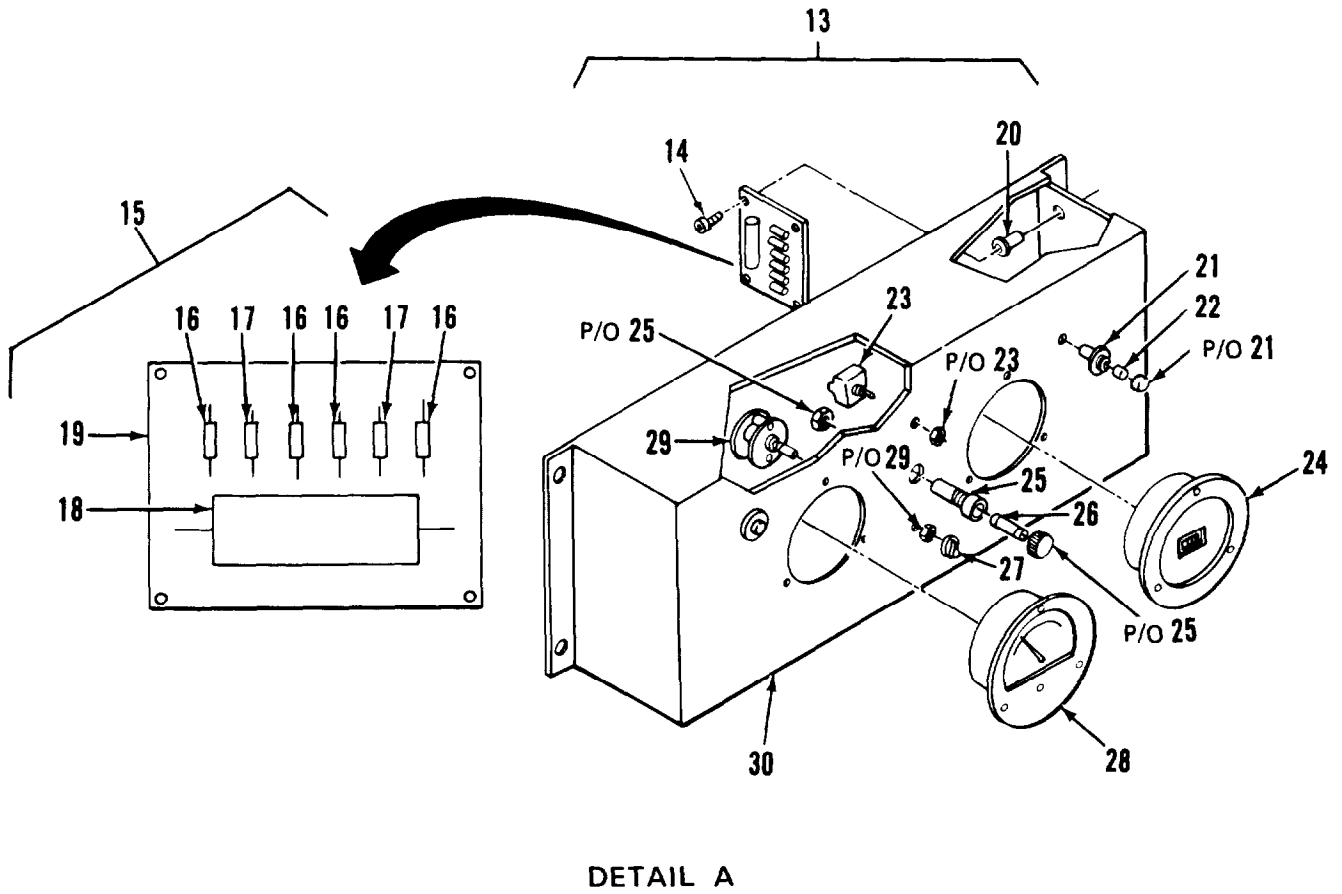


Figure 5. Power and Communications Electrical System (Sheet 4 of 5)

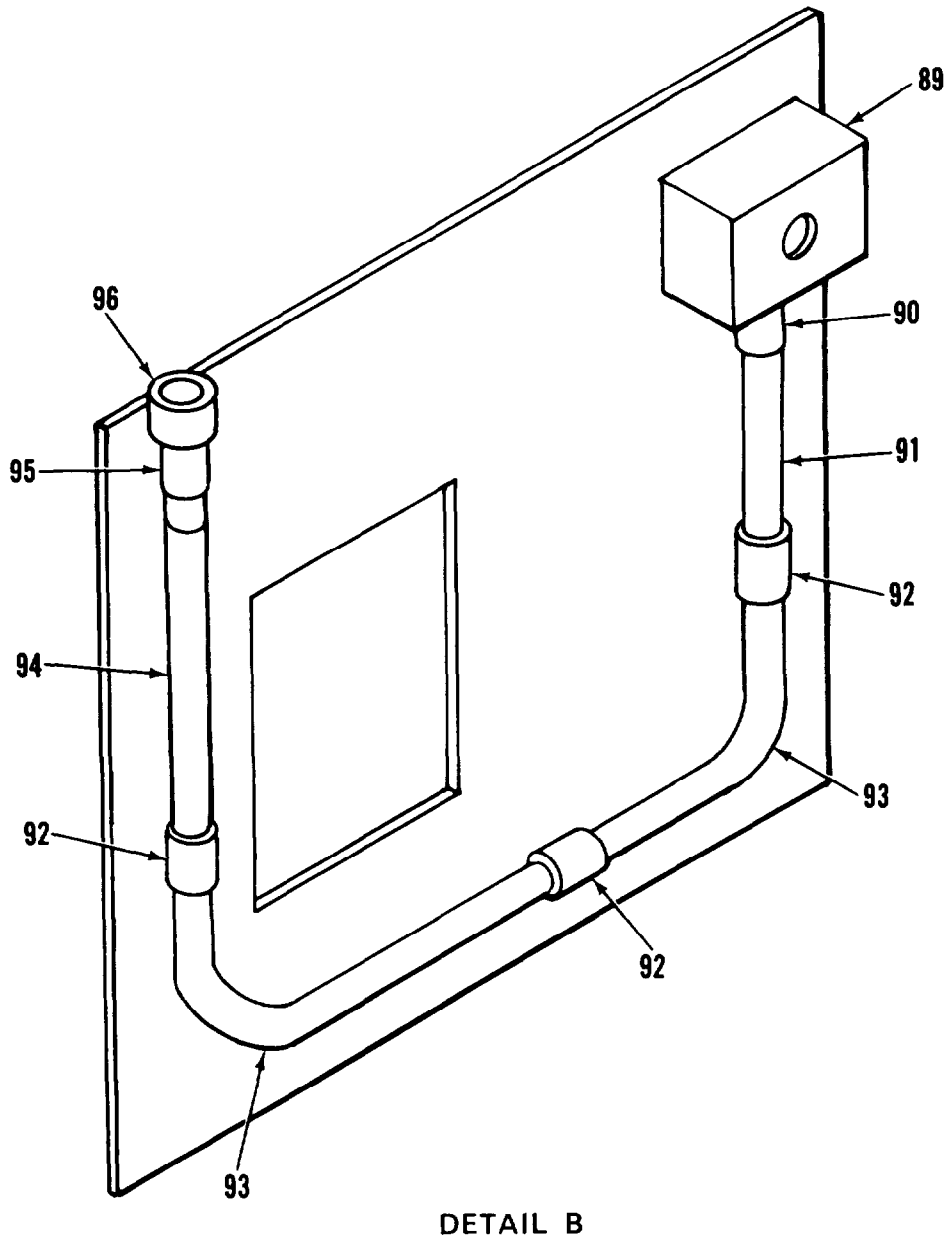


Figure 5. Power and Communications Electrical System (Sheet 5 of 5)

SECTION II

TM 5-6675-317-24P CO1

(1) ITEM NO	(2) SMR CODE	(3) FSCM	(4) PART NUMBER	(5) DESCRIPTION AND USABLE ON CODES (UOC)	(6) QTY
GROUP 01 VAN BODY (ISO CONTAINER)					
FIG. 5 POWER AND COMMUNICATIONS ELECTRICAL SYSTEM					
1	XDFZZ	96906	MS6186146	SCREW, TAPPING, THD	4
2	XDFZZ	97403	13225E3113	.COVER, BOX	1
3	XDFZZ	96906	MS35338-42	.WASHER, LOCK..	12
4	XDFZZ	96906	MS36296243	.SCREW, MACHINE	12
6	XDFZZ	97403	13225E.3114	.BOX ASSY, PULL	1
6	XAFZZ	80205	NAS1329CO8-75	.NUT, CLINCH..	4
7	XDFZZ	15912	226	.BUSHING	6
8	XDFZZ	15912	14AL	.NUT, LOCK	8
9	XDFZZ	55422	500-879	.CONDUIT, 1-1/2 X 3-1/2..	1
10	XDFZZ	96906	MS27183-7	.WASHER, FLAT	12
11	XDFZZ	96906	MS35338-42	.WASHER, LOCK..	1
12	XDFZZ	96906	MS35207-264	.SCREW, MACHINE..	4
13	XDFFF	97403	13225E4382	.MONITOR ASSY, POWER..	1
14	XDFZZ	96906	MS36206230	..SCREW, MACHINE..	4
15	XDFZZ	97403	132245E3282	..CIRCUIT CARD ASSY	1
16	XAFZZ	81349	RCRO7G223JR	...RESISTOR, 22K, 1/4W	4
17	XAFZZ	81349	RCR07G104JR	...RESISTOR, 100K, 1/4W	2
18	XAFZZ	56289	4PS-P10	...CAPACITOR, .1 UF, PORM	1
19	XAFZZ	97403	13225E3283	..PRINT ED CIRCUIT BD	1
20	XDFZZ	80205	NAS1329S06-75	..NUT, PLAIN, BLIND RVT	4
21	XDFZZ	72619	508-8745-504	..HOLDER, LAMP	2
22	PAFZZ	72619	507-4537-1535-64	..LAMP, CARTRIDGE	2
			0		
23	PAFZZ	96906	MS2773628	..SWITCH, TOGGLE	1
24	XDFZZ	31356	53-1516	..FREQUENCY METER	1
26	XDFZZ	81349	FHN26G1	..FUSEHOLDER, EXTRACTOR..	1
26	PAFZZ	81349	FO2A250VIA	..FUSE, CARTRIDGE	1
27	XDFZZ	83330	2220	..KNOB, SELECTOR	1
28	XDFZZ	60741	153-0482	..VOLTMETER	1
29	PAFZZ	71590	PA1001M	..SWITCH, ROTARY	1
30	XDFZZ	97403	13225E4381	..BOX, POWER MONITOR	1
30A	XDFZZ	97403	13225E3276	.COVER, PANEL BOARD	1
31	XDEZZ	55422	500-836	.CONDUIT, 1 1/2 X 1 3/4	2
32	2DFZZ	96906	MS36207-281	.SCREW, MACHINE..	4
33	XDFZZ	96906	MS35338-44	.WASHER, LOCK..	4
34	XDFZZ	96906	MS27183-9	.WASHER, FLAT	4
36	XDFZZ	97403	1322533275	.BOARD, PANEL	1
36	XDFZZ	56365	PK-23GTA	..GROUND BAR..	1
37	XDFZZ	59730	842	.CHASE NIPPLE, CONDUIT..	2
38	XDFZZ	59730	141	LOCKNUT, ELECTRICAL	2
39	XDFFF	97403	13225E4611	.ENCLOSURE ASSY BLACKOUT RELAY..	1
40	XDFZZ	96906	MS36296247	..SCREW, MACHINE..	2
41	XDFZZ	96906	MS35338-42	..WASHER, LOCK..	2
42	XDFZZ	96906	MS15795-8	..WASHER, FLAT	2
43	XDFZZ	96906	MS35649-282	..NUT, PLAIN, HEXAGON..	2
44	PAFZZ	14280	8910KO3	..CONTACT, ELECTRICAL, DEFINITE	1

SECTION II			TM5-6675-317-24P			
(1)	(2)	(3)	(4)	(5)	(6)	
ITEM	SMR	FSCM	PART	DESCRIPTION AND USABLE ON CODES(UOC)	QTY	
NO	CODE		NUMBER			
				PURPOSE		
45	XDFZZ	00843	A-6R64	.,ENCLOSURE,SCR COV	1	
46	XDFZZ	96906	MS35206-296	..SCREW.MACHINE	4	
47	XDFZZ	96906	MS35338-46	..WASHER,LOCK	4	
48	XDFZZ	96906	MS27183-11	..WASHER,FLAT	4	
49	XDFZZ	97403	13225E4498	..PLATE,IDENT	1	
50	XDFZZ	97403	13225E3353	..PLATE,DESIGNATION	1	
51	XDFZZ	14280	DU323	..SWITCH,SAFETY..	1	
52	XDFZZ	96906	MS20604-B3W2	..RIVET	2	
53	XDFZZ	96906	MS35207-261	..SCREW.MACHINE	4	
54	XDFZZ	96906	MS35338-43	..WASHER,LOCK	4	
55	XDFZZ	97403	13225E3109	..PANEL,ACCESS	1	
56	XDFZZ	97403	13225E3103	..PANEL ASSY,PWR/COMM..	1	
57	XDFZZ	96906	MS35649-242	..NUT,PLAIN,HEXAGON..	4	
58	XDFZZ	88044	AN960-4	..WASHER,FLAT	4	
59	XDFZZ	81790	L70	..LUG,GROUND	1	
60	XDFZZ	96906	MS35206-281	.. SCREW, MACHINE	1	
61	XDFZZ	77820	10-40450-18	..GASKET	1	
62	XDFZZ	96906	MS3102-E18-3P	.. RECEPTACLE	1	
63	XDFZZ	96906	MS35338-40	..WASHER.LOCK	4	
64	XDFZZ	96906	MS35206-217	.. SCREW,MACHINE	4	
65	XDFZZ	96906	MS25043-18D	..COVER.ELECTRICA CONNECTOR..	1	
66	XDFZZ	97403	13225E3117-1	..PLATE.POST,TE	1	
67	XDFZZ	96906	MS35206-233	..SCREWMACHINE	2	
68	XDFZZ	97403	13225E3116-1	..COVER,TEL POST	1	
69	XDFZZ	96906	MS35190-241	..SCREW.MACHINE	4	
69A	PAOZZ	81349	PB09NCO1	..POST,BINDING.ELECT..	3	
70	XDFZZ	96906	MS20604-B3W3	..RIVET	22	
71	XDFZZ	97403	13225E3121	..PLATE.IDENT	1	
72	XDFZZ	97403	13225E3122	..PLATE.IDENT	1	
73	XDFZZ	75582	5320-6	..RECEPTACLE,DUPLEX	1	
74	XDFZZ	74545	4929-2	..COVER,RECEPTACLE	1	
75	XDFZZ	96906	MS35649-2312	..NUT,PLAIN,HEXAGON..	4	
76	XDFZZ	96906	MS35338-45	.. WASHER, LOCK	4	
77	XDFZZ	88044	AN960-516	..WASHER.FLAT	4	
78	XDFZZ	96906	MS35206-298	..SCREW.MACHINE	4	
79	XDFZZ	75477	X8728-24	..RECEPTACLE,MAIN PWR	1	
80	XDFZZ	97403	13225E3103-42	..CONNECTOR,BUTT,#2	4	
81	XDFZZ	97403	13225E4618	..PLATE,POWER CABLE, MOD	1	
82	XDFZZ	97403	13225E4499	.. PLATE, I NSTR	1	
83	XDFZZ	97403	13225E3124	..PLATE,DATA	1	
84	XDFZZ	97403	1322553125	..PLATE,IDENT	1	
85	XDFZZ	97403	13225E3126	..PLATE,IDENT	1	
86	XDFZZ	96906	MS35338-44	.. WASHER . LOCK	1	
87	XDFZZ	96906	MS35649-2252	..NUT,PLAIN,HEXAGON..	1	
88	XDFZZ	97403	13225E3123	..PLATE, IDENT	1	
89	XDFZZ	08556	272-SL	..BOX,BELL	1	
90	XDFZZ	97403	13225E310-34	..ADAPTER.1/2 IN PVC..	1	
91	XDFZZ	97403	13225E3360-4	..CONDUIT ,TELEPHONE..	1	
92	XDFZZ	97403	13225E3103-35	..COUPLING.1/2 IN PVC..	3	
93	XDFZZ	97403	13225E3103-38	..ELBOW.1/2 IN PVC	2	
94	XDFZZ	97403	13225E3360-3	..CONDUIT,TELEPHONE	1	

SECTION II			TMS-6675-317-24P		
(1)	(2)	(3)	(4)	(5)	(6)
ITEM	SMR		PART		
NO	CODE	FSCM	NUMBER	DESCRIPTION AND USABLE ON CODES(UOC)	QTY
95	XDFZZ	97403	13225E3103-37	..REDUCER,3/4-1/2,PVC	1
96	XDFZZ	97403	13225E3103-36	..ADAPTER,FEM,3/4	1
97	XDFZZ	97403	13225E3104	..PANEL ASSY,POWER	1
98	XAFZZ	80205	NAS1330A3-166	..NUT,CLINCH	4
99	XDFZZ	96906	MS20600-A08W3	..RIVET	24

END OF FIGURE

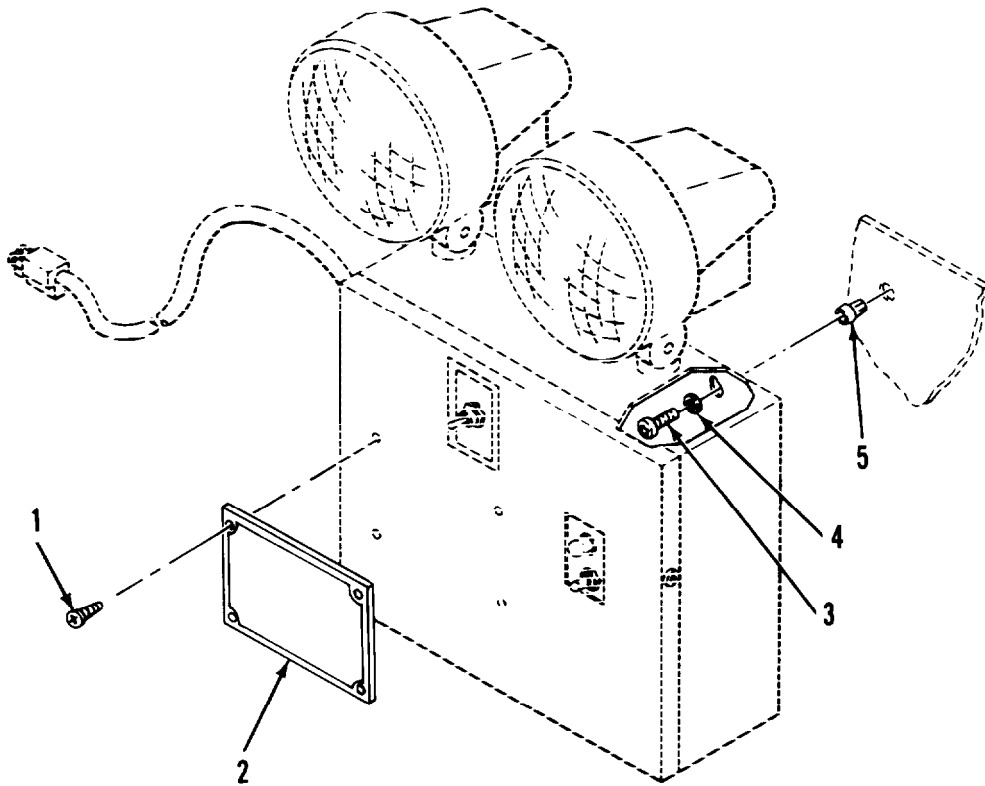


Figure 6. Emergency Light

SECTION II			TM5-6675-317-24P		(5)	(6)
(1)	(2)	(3)	(4)			
ITEM	SMR		PART			
NO	CODE	FSCM	NUMBER	DESCRIPTION	AN0 USABLE ON CODES(UOC)	QTY
				GROUP 01 VAN BODY (ISO CONTAINER)		
				FIG. 6 EMERGENCY LIGHT		
1	XDOZZ	97403	MS21318-13	-FASTENER, SCREW (DR..		4
2	XDOZZ	97403	13225E4498	-PLATE, ID		1
3	XDOZZ	96906	MS35206-283	.SCREW, MACHINE		3
4	XDOZZ	96906	MS35338-44	.WASHER, LOCK		1
5	XDOZZ	00613	8L-JN	-NUT, JACK, STEEL		1

END OF FIGURE

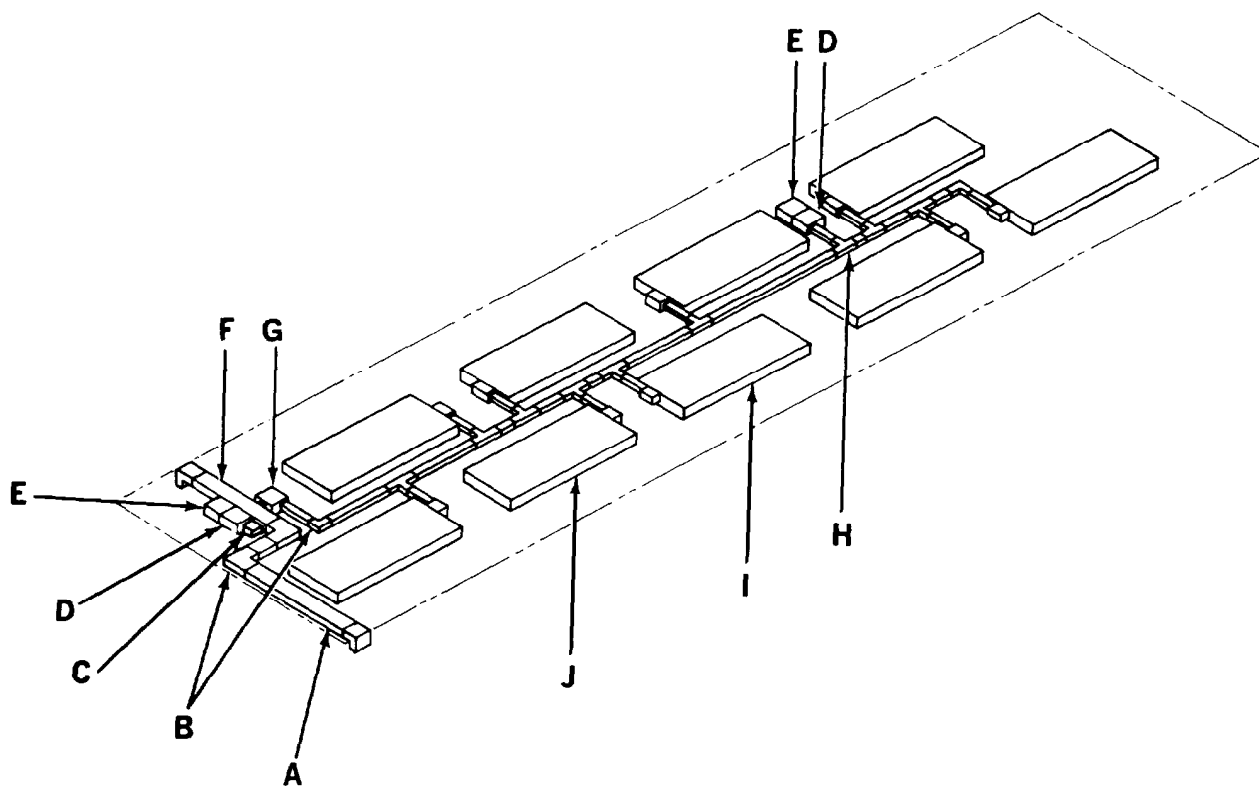


Figure 7. Lighting System (Sheet 1 Of 11)

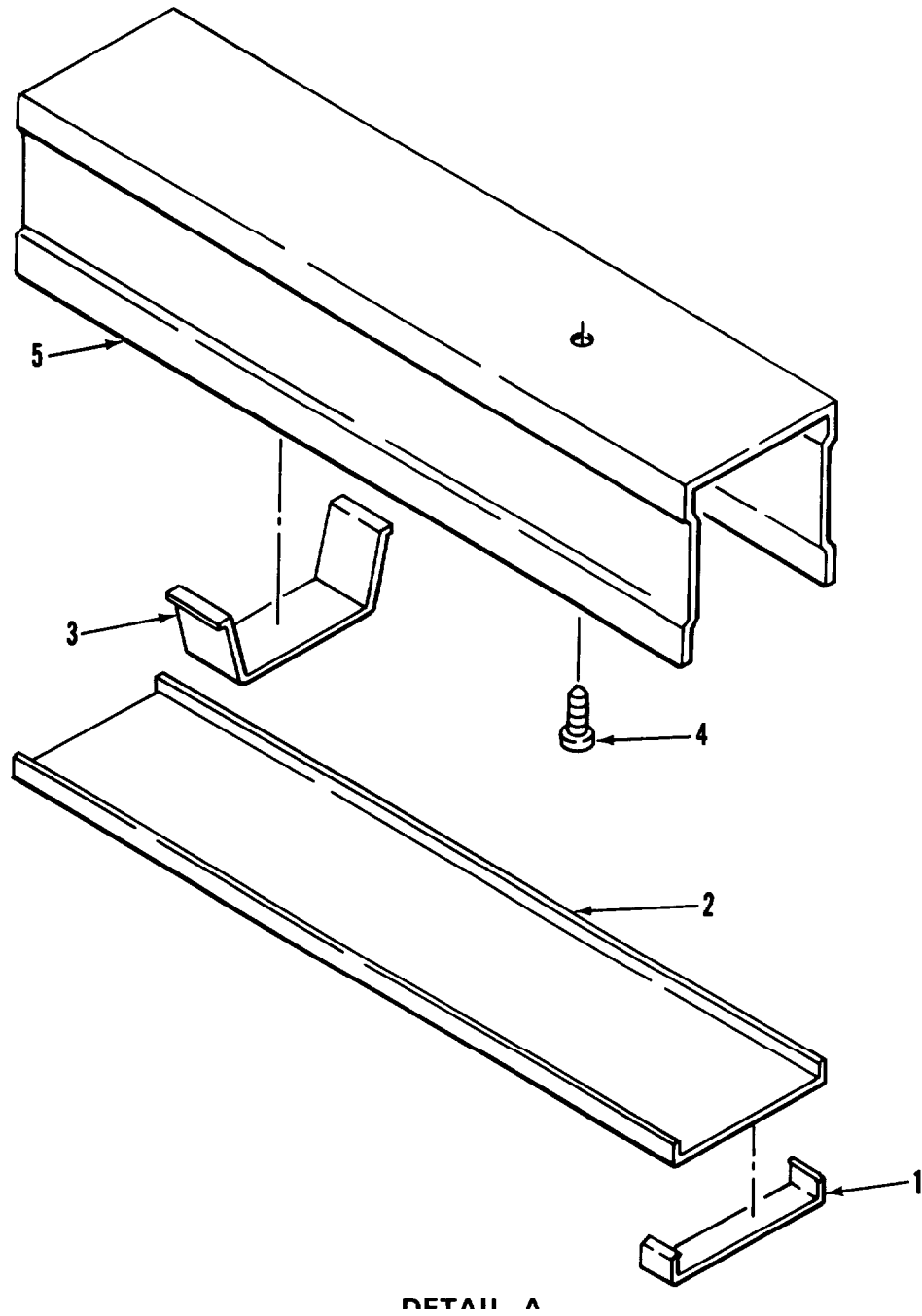
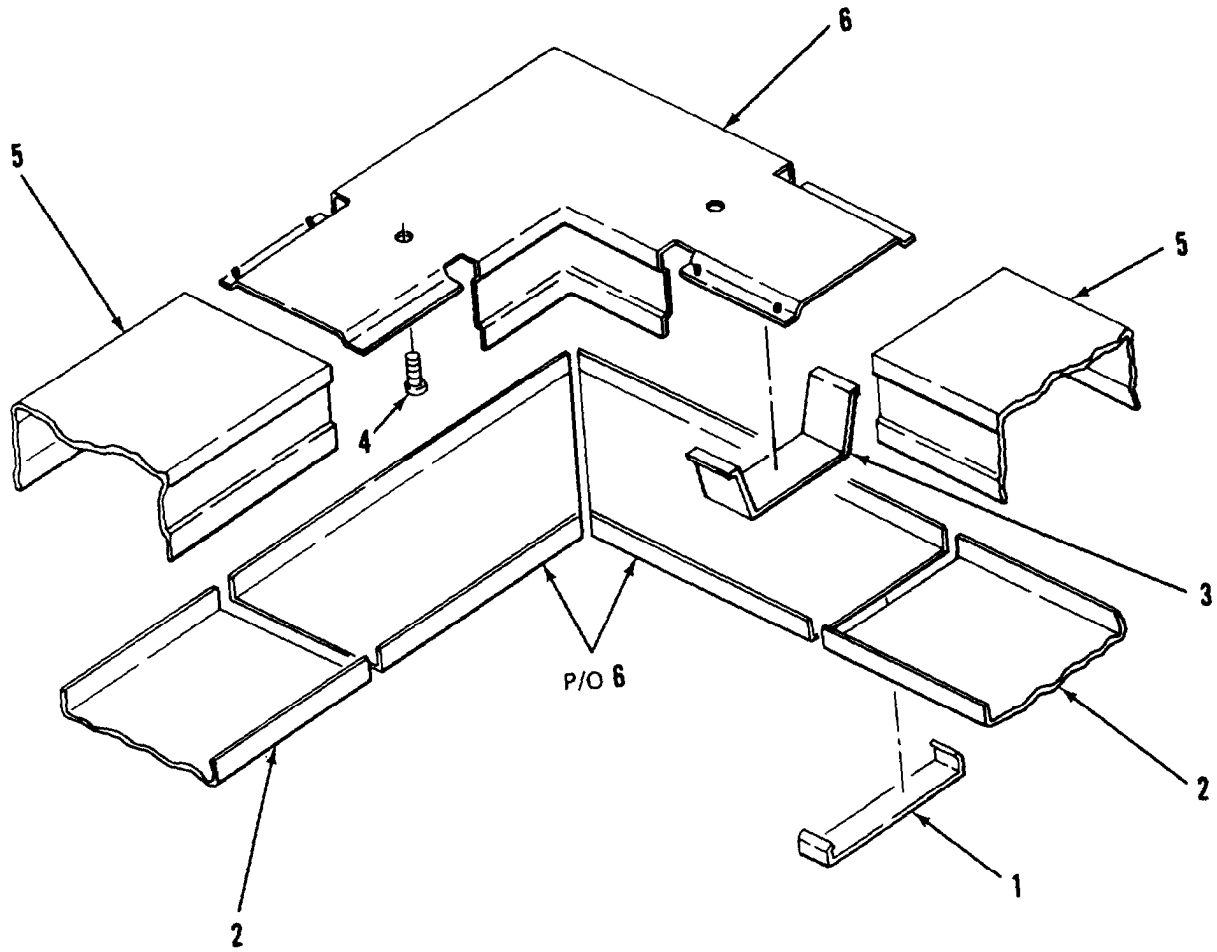
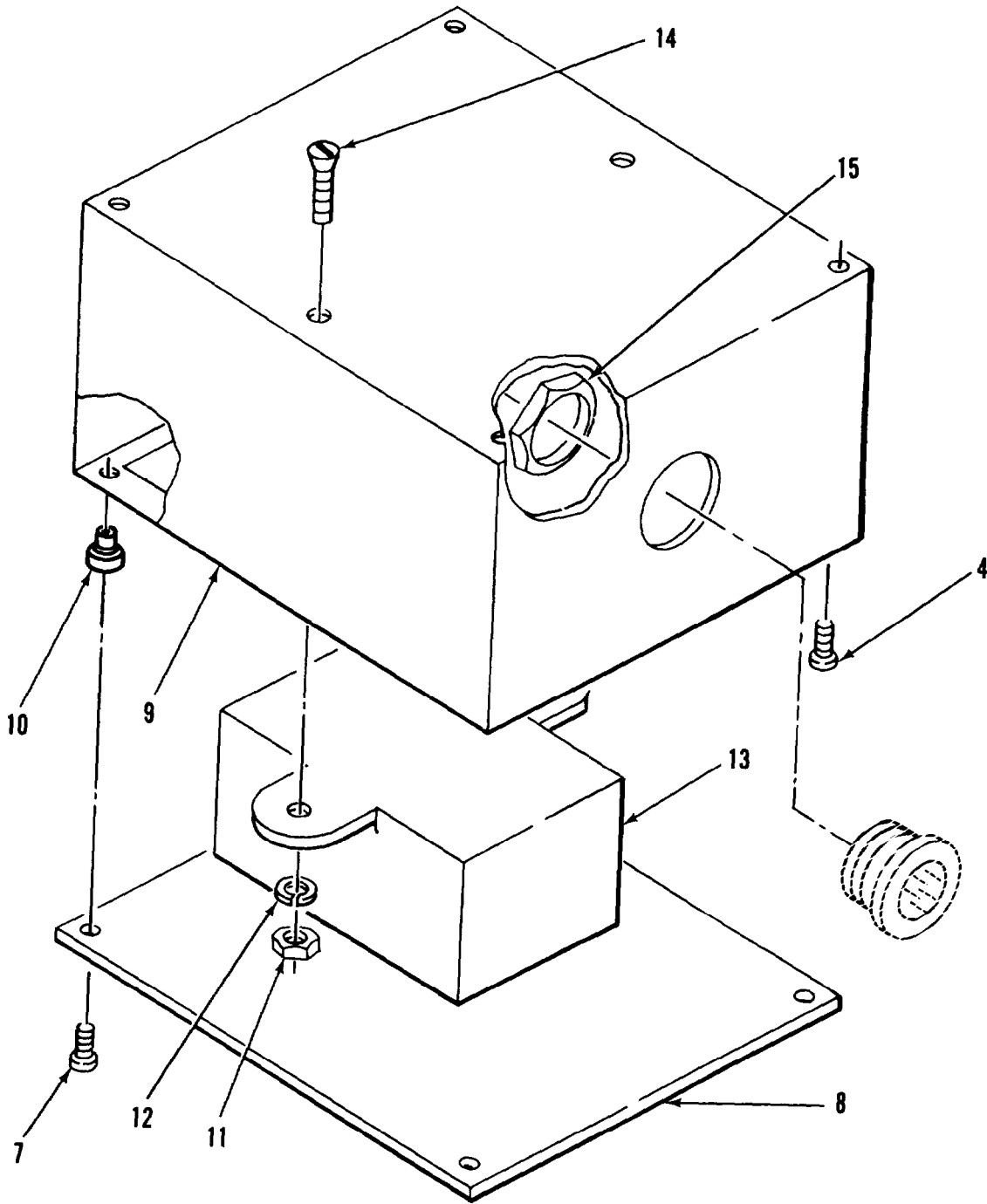


Figure 7. Lighting System (Sheet 2 of 11)



DETAIL 6

Figure 7. Lighting System (sheet 3 of 11)



DETAIL C

Figure 7. Lighting System (Sheet 4 of 11)

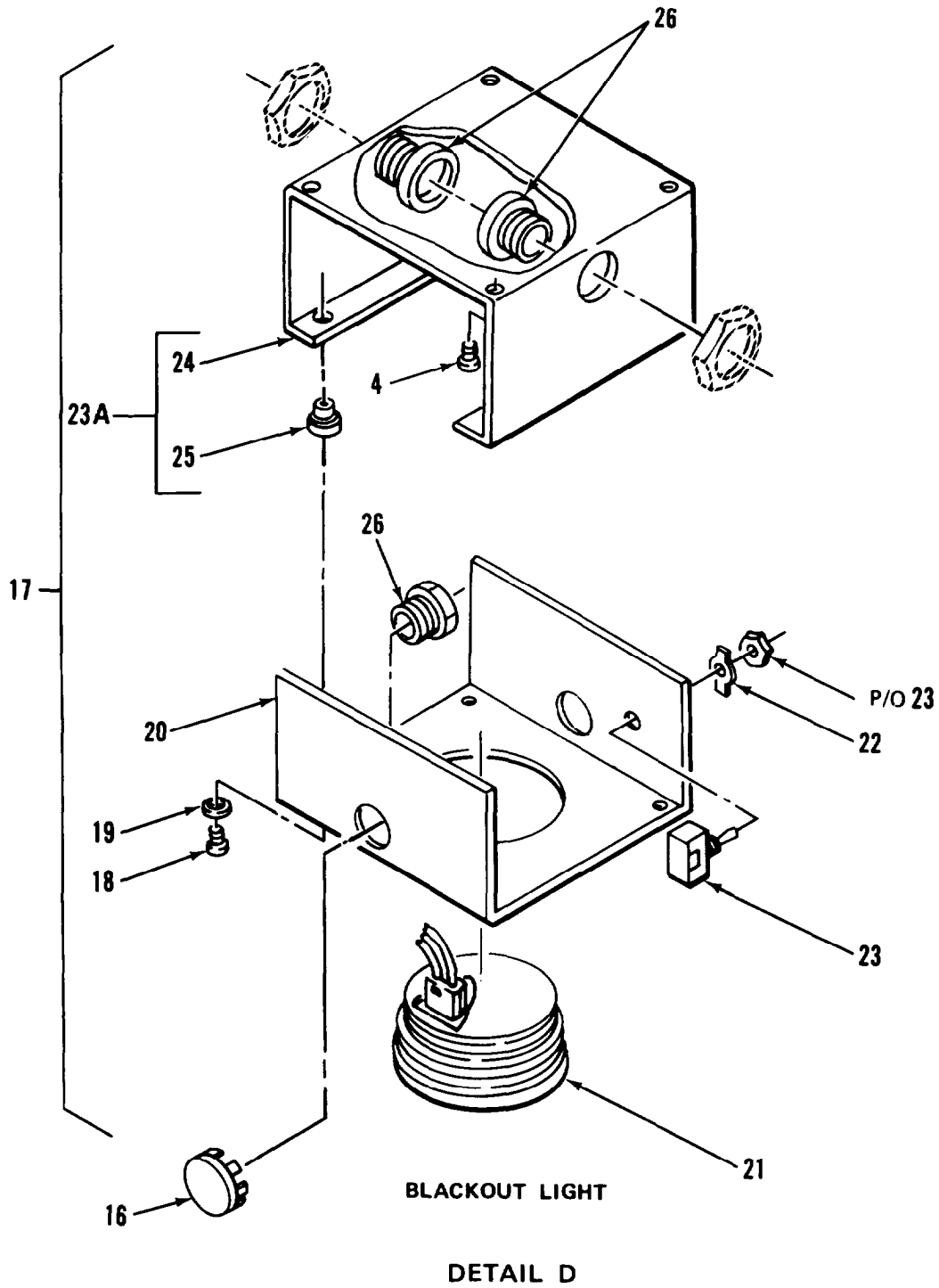


Figure 7. Lighting System (sheet 5 of 11)

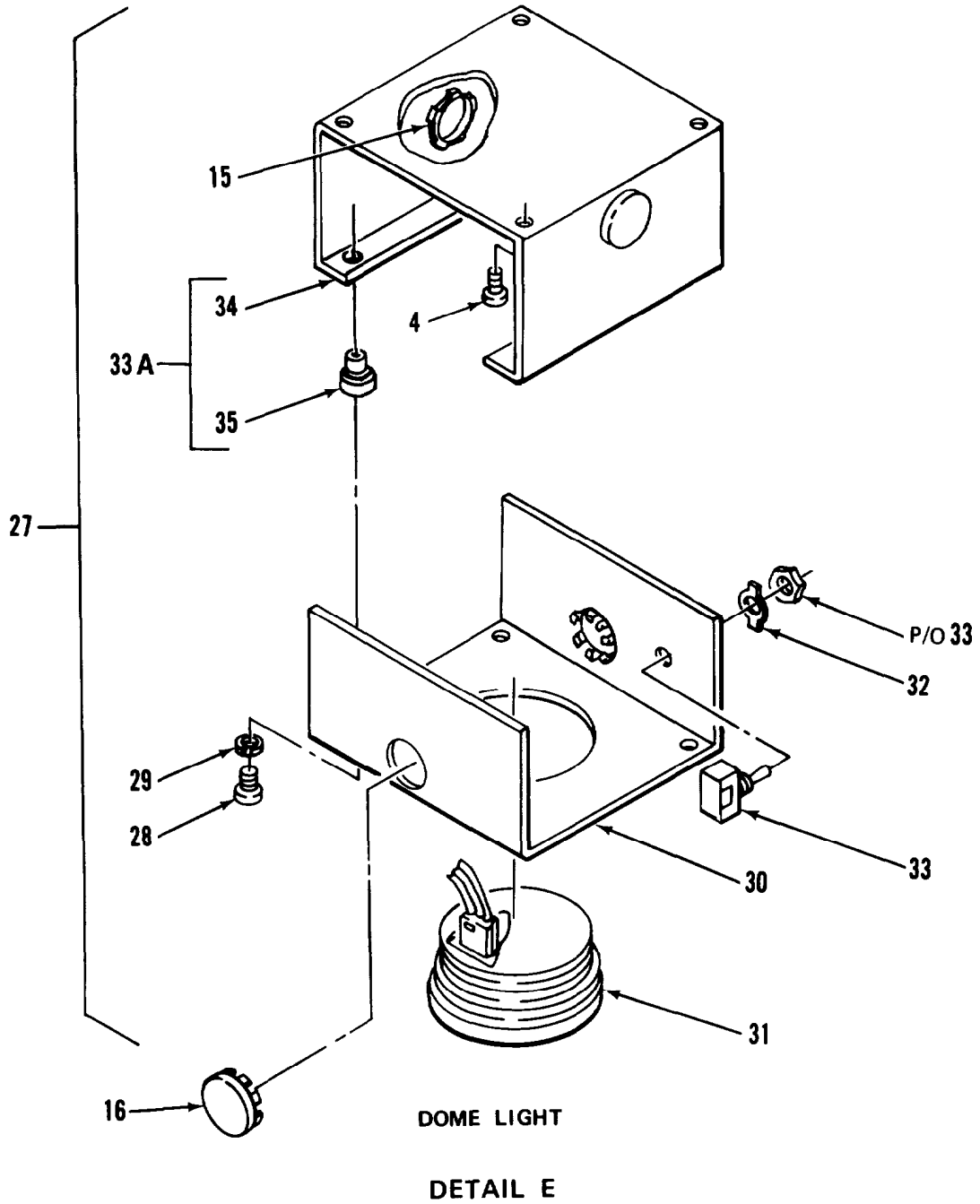
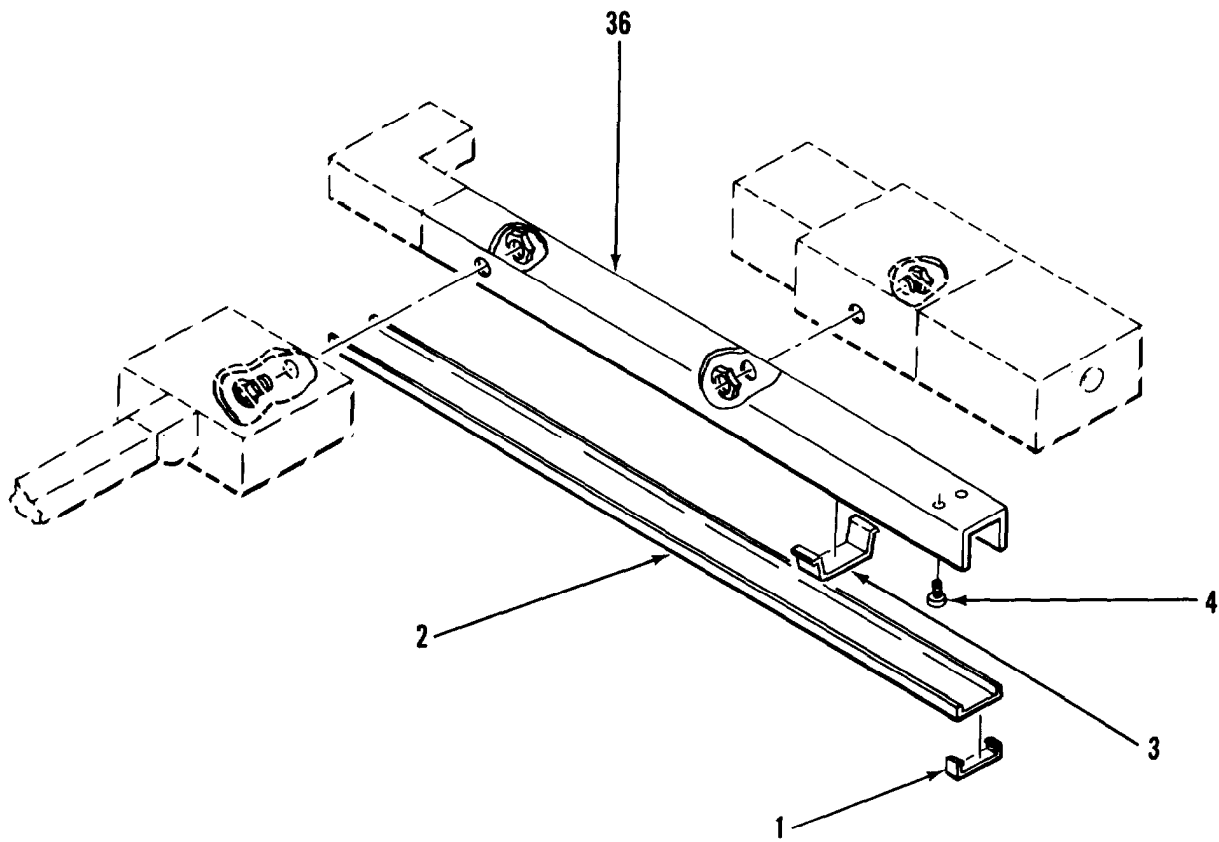
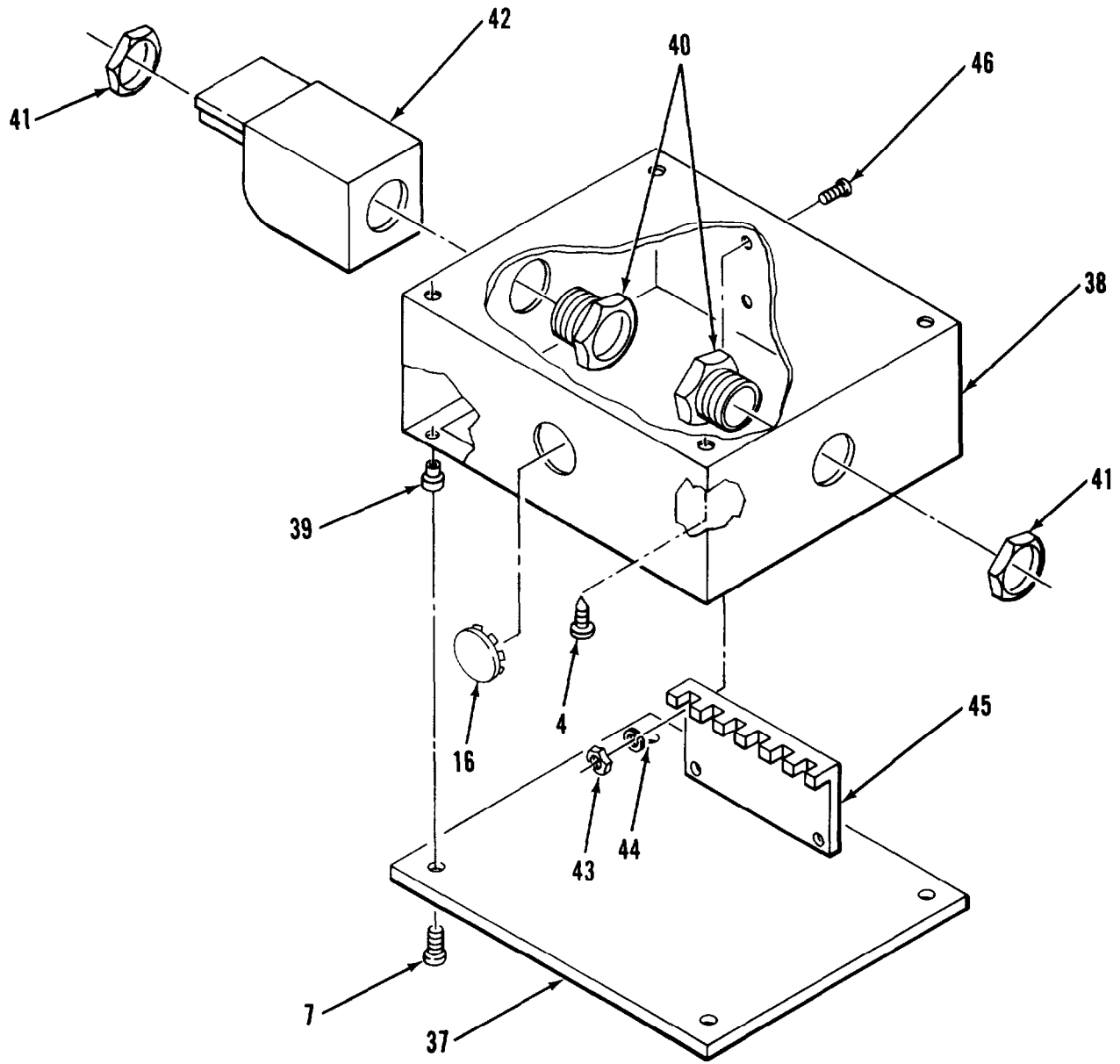


Figure 7. Lighting System (Sheet 6 of 11)



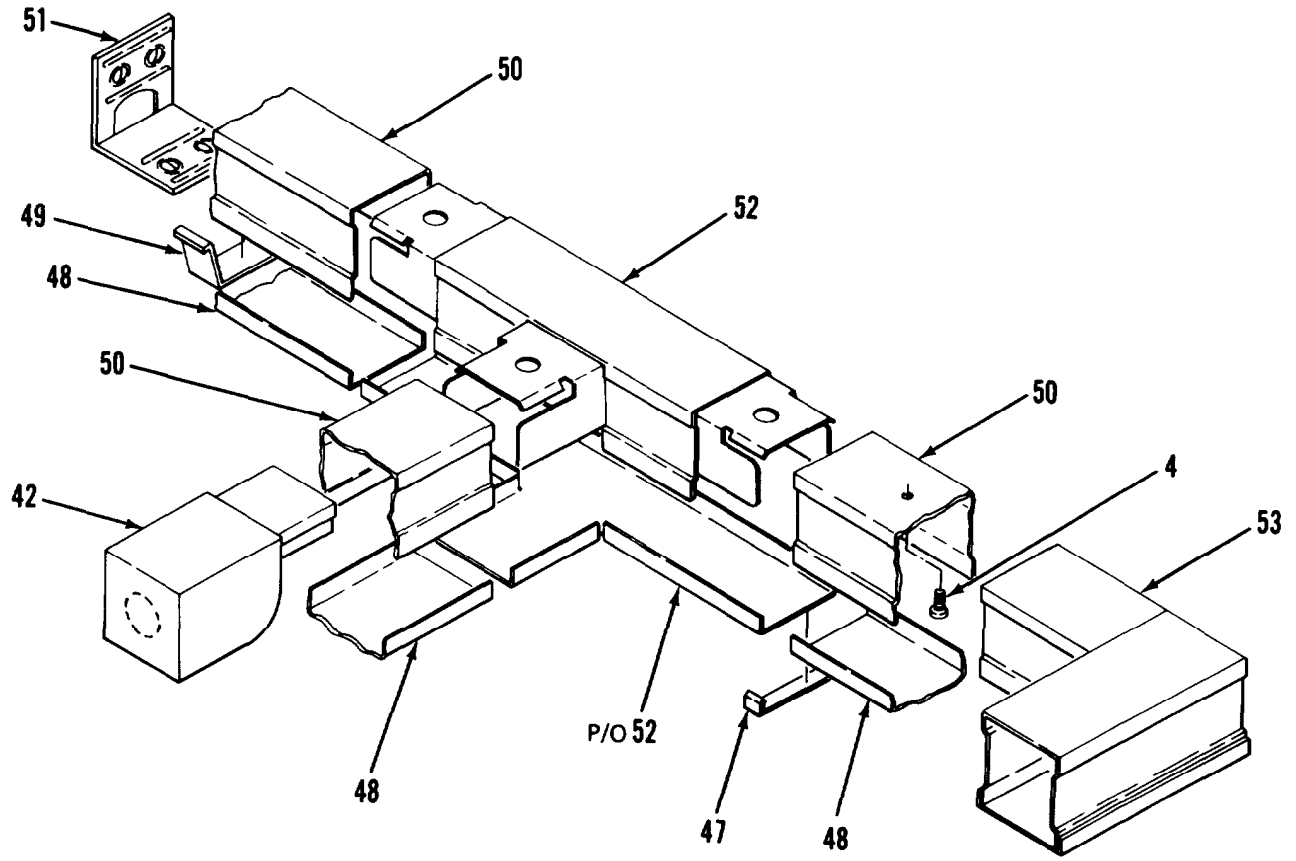
DETAIL F

Figure 7. Lighting System (Sheet 7 of 11)



DETAIL G

Figure 7. Lighting System (Sheet 8 of 11)



DETAIL H

Figure 7. Lighting System (Sheet 9 of 11)

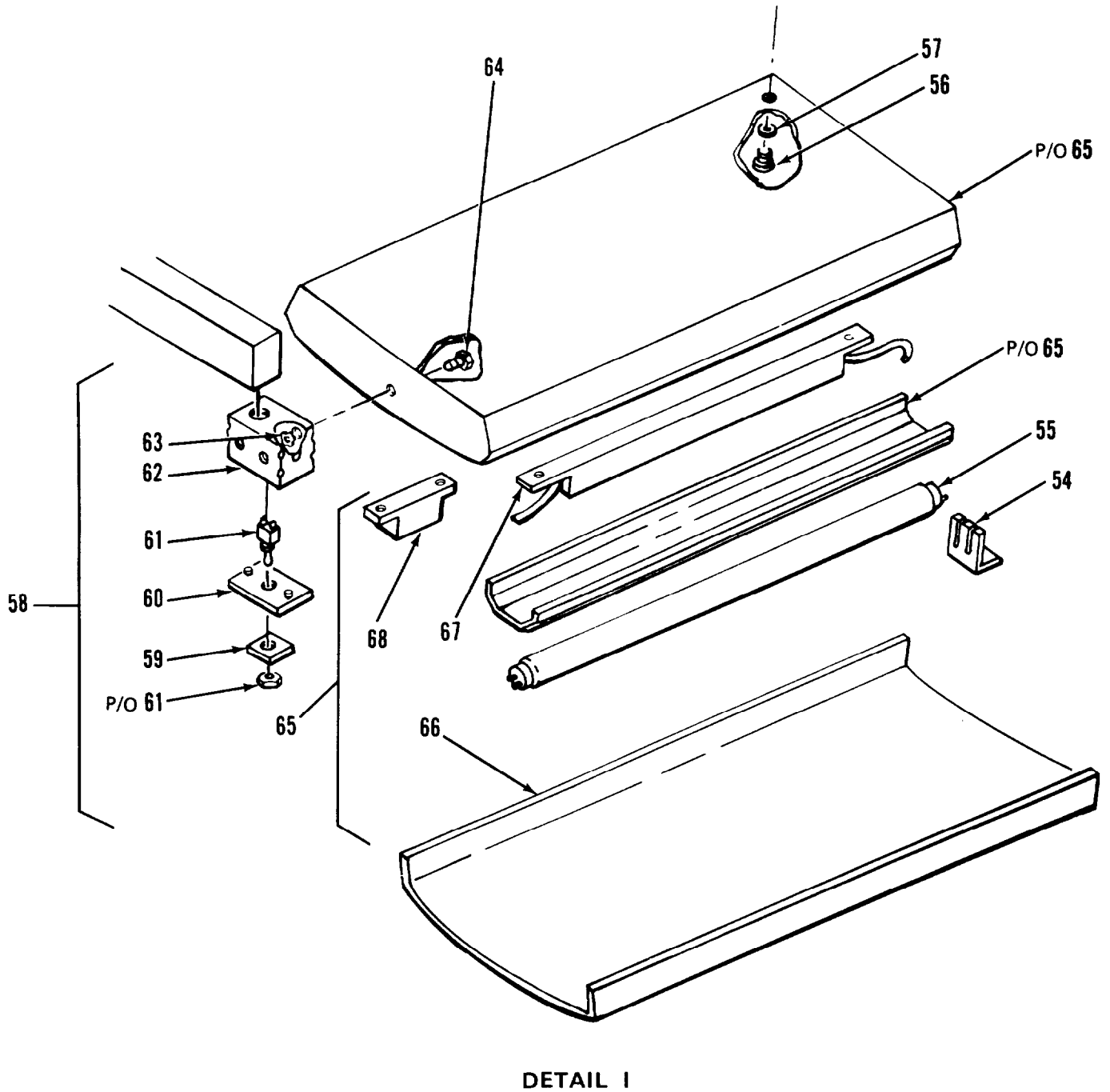
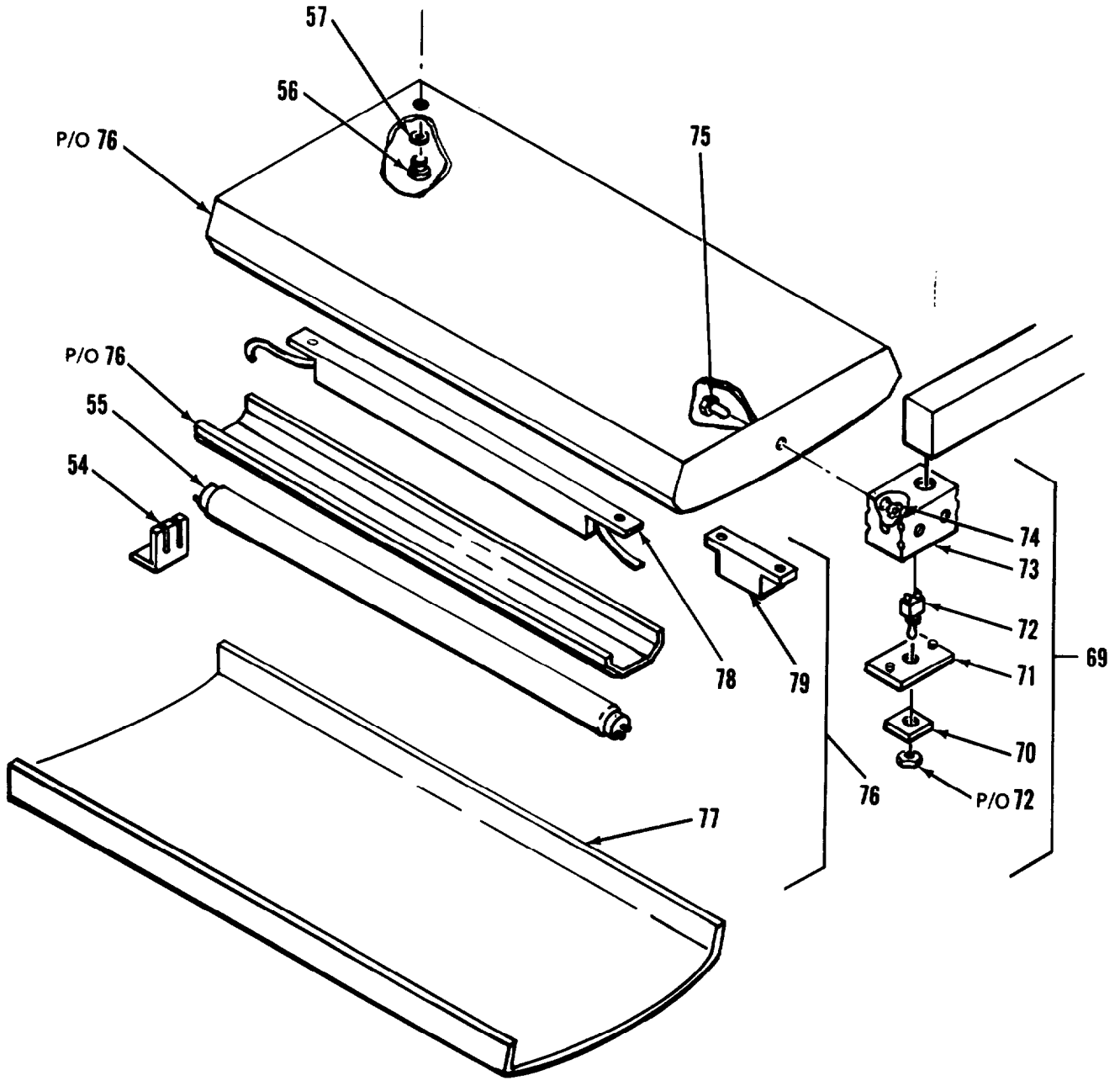


Figure 7. Lighting System (Sheet 10 of 11)



DETAIL J

Figure 7. Lighting System (Sheet 11 of 11)

SECTION II

TM 5-6675-317-24P CO1

(1) ITEM NO	(2) SMR CODE	(3) FSCM	(4) PART NUMBER	(5) DESCRIPTION AND USABLE ON CODES (UOC)	(6) QTY
GROUP 01 VAN BODY (ISO CONTAINER)					
FIG. 7 LIGHTING SYSTEM					
1	XDOZZ	79725	G-3006E	.CLIP, COVER..	6
2	XDOZZ	79725	G3000CE	.COVER, CONDUIT RACEW	6
3	XDOZZ	79725	G-3000WC	.CLIP, WIRE	50
4	XDOZZ	96906	MS6186146	.SCREW, TAPPING, THD	90
5	XDOZZ	79725	G-3000B	.CONDUIT, RACEWAY, MET	5
6	XDOZZ	79725	G-3011E	.ELBOW, 90 DEG	2
7	XDOZZ	96906	MS36206243	.SCREW, MACHINE..	4
8	XDOZZ	97403	13225E3997	.COVER, BOX	1
9	XDOZZ	97403	13225E4079	BOX ASSY, XFMR	1
10	XAOZZ	80205	NAS1329S08-75	..NUT, CLINCH	4
11	XDOZZ	96906	MS35649-282	.NUT, PLAIN, HEXAGON	2
12	XDOZZ	97403	13225E3058-48	.WASHER LOCK, SPRING	2
13	XDOZZ	04386	F106Z	.TRANSFORMER	1
14	XDOZZ	96906	MS36190263	.SCREW, MACHINE..	2
15	XDOZZ	59730	141	LOCKNUT, ELECTRICAL	6
16	XDOZZ	59730	1451	.PLUG, KNOCKOUT	10
17	XDOOO	97403	13225E4078	.BOX ASSY, BO LIGHT..	2
18	XDOZZ	96906	MS36296248	SCREW, MACHINE..	4
19	XDOZZ	96906	MS35338-42	..WASHER, LOCK..	4
20	XDOZZ	97403	13225E3131	..COVER, DOME LT BOX	1
21	PAOZZ	13548	40002R-12V	..LAMP UNIT, VEHICULAR	1
22	XDOZZ	02929	61F949	..PLATE, SWITCH	1
23	PAOZZ	81640	8295K108	..SWITCH, TOGGLE	1
23A	XDFZZ	97403	13225E3149	..BOX ASSY, DOME LT..	1
24	XDOZZ	97403	1322633149-1	...BASE, BOX	1
25	XAOZZ	80205	NAS1329S08-120	...NUT, PLAIN, BLIND RVT..	4
26	XDOZZ	59730	842	.CHASE NIPPLE, CONDUIT..	6
27	XDOOO	97403	13225E3130	BOX ASSY, DOME LIGHT	2
28	XDOZZ	96906	MS36296248	..SCREW, MACHINE..	4
29	XDOZZ	96906	MS3633842	..WASHER, LOCK..	4
30	XDOZZ	97403	13225E3131	..COVER, BOX	1
31	PAOZZ	13548	40003	..LIGHT, DOME	1
32	XDOZZ	02929	61F949	..PLATE, SWITCH	1
33	PAOZZ	81640	8295K108	..SWITCH, TOGGLE..	1
33A	XDOZZ	97403	13225E3149	..BOX ASSY, DOME LT..	1
34	XDOZZ	97403	1322633149-1	...BASE, BOX	1
35	XAOZZ	80205	NAS1329S08-120	...NUT, PLAIN, BLIND RVT..	4
36	XDOZZ	97403	13225E3321	.BASE, CONDUIT, MOD..	1
37	XDOZZ	97403	13225E3113	.COVER, BOX	1
38	XDOZZ	97403	13225E3361	BOX, TERMINAL	1
39	XAOZZ	80205	NAS1329S08-75	.NUT, CLINCH..	4
40	XDOZZ	59730	843	.NIPPLE, CONDUIT..	1
41	XDOZZ	59730	142	.LOCKNUT, ELECTRICAL	1
42	XDOZZ	79725	G-21 10A	.FITTING, END..	2
43	XDOZZ	96906	MS35E649-262	.NUT, PLAIN, HEXAGON	4
44	XDOZZ	96906	MS35E338-41	.WASHER, LOCK	4
45	XDOZZ	86168	8-141	.STRIP, TERMINAL	1

SECTION II			TM5-6675-317-24P			
(1)	(2)	(3)	(4)	(5)	(6)	
ITEM	SMR		PART			
NO	CODE	FSCM	NUMBER	DESCRIPTION AND USABLE ON CODEStUOC)		QTY
46	XDOZZ	96906	MS35206-233	.SCREW,MACHINE..		4
47	XDOZZ	79725	G-2106	.CLIP,COVER		7
48	XDOZZ	79725	G-21006	.COVER,CND		9
49	XDOZZ	79725	G-2100WC	.CLIP,WIRE		10
50	XDOZZ	79725	G-21008	.BASE,CONDUIT,6-INCH..		14
51	XDOZZ	79725	G-2110B	.FITTING,END..		9
52	XDOZZ	79725	G-2115	.TEE		9
53	XDOZZ	79725	G-2111	.ELBOW,90 DEG,FLAT..		2
54	XDOZZ	82634	175	.CLIP,RETAINER		36
55	PAOZZ	89904	F40-WWX	.LAMP,FLUORESCENT..		36
56	XDOZZ	96906	MS35206-296	.SCREW,MACHINE		72
57	XDOZZ	96906	MS35338-45	.WASHER,LOCK		72
58	XDOFF	97403	13225E3095-102	.LIGHT FIXTURE ASSY..		3
59	XDOZZ	97403	13225E3146	.PLATE,ID		1
60	XDOZZ	90759	100	..PLATE,COVER.TGL SW		1
61	PAOZZ	82634	0111-0002	..SWITCH,TOGGLE		1
62	XDOZZ	90759	104W-3/4 INCH	..BOX.RECEPTACLE		1
63	XDOZZ	59730	142	..LOCKNUT,ELECTRICAL		1
64	XDOZZ	59730	843	..NIPPLE,CONDUIT		1
65	XDOZZ	16543	LB440A-RT-RIF	..FIXTURE,LIGHT,MOD..		1
66	XDOZZ	16543	2LB48AB	...DIFFUSER		4
67	PAOZZ	98775	RM-2S40-TP	...BALLAST,LAMP		2
68	PAOZZ	98775	RIF-1	...FILTER,INDICATOR LI..		1
69	XDOFF	97403	13225E3095-101	-LIGHT FIXTURE ASSY..		6
70	XDOZZ	97403	13225E3146	.PLATE,ID		1
71	XDOZZ	90759	100	..PLATE,COVER,TGL SW		1
72	PAOZZ	82634	0111-0002	..SWITCH,TOGGLE		1
73	XDOZZ	90759	104W-3/4 INCH	..BOX,RECEPTACLE		1
74	XDOZZ	59730	142	..LOCKNUT,ELECTRICAL		1
75	XDOZZ	59730	843	..NIPPLE,CONDUIT		1
76	XDOZZ	16543	LB440A-RT-RIF	..FIXTURE,LIGHT.MOD..		1
77	XDOZZ	16543	2LB48AB	,-DIFFUSER		1
78	PAOZZ	98775	RM-2S40-TP	...BALLAST,LAMP		2
79	PAOZZ	98775	RIF-1	...FILTER.INDICATOR LI..		1

END OF FIGURE

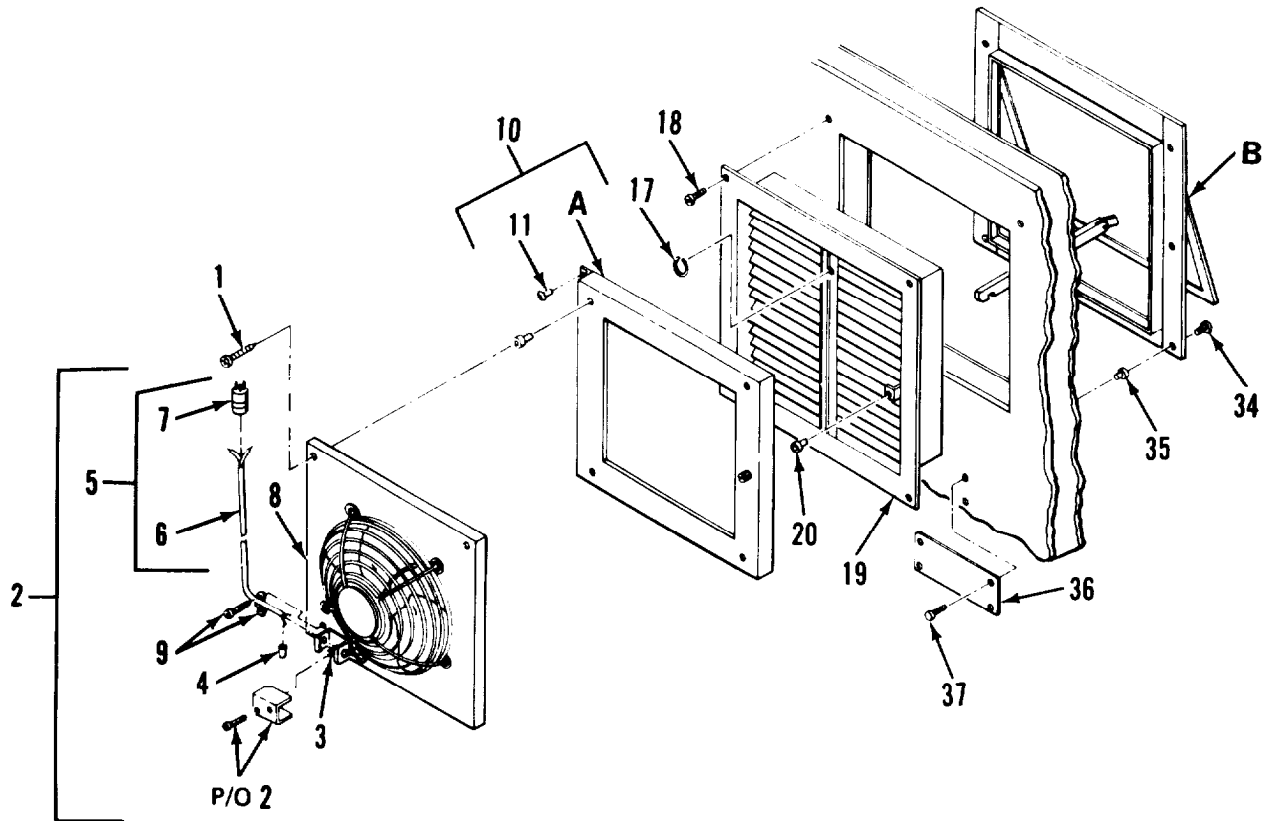


Figure 8. Exhaust Fan Assembly (Sheet 1 of 2)

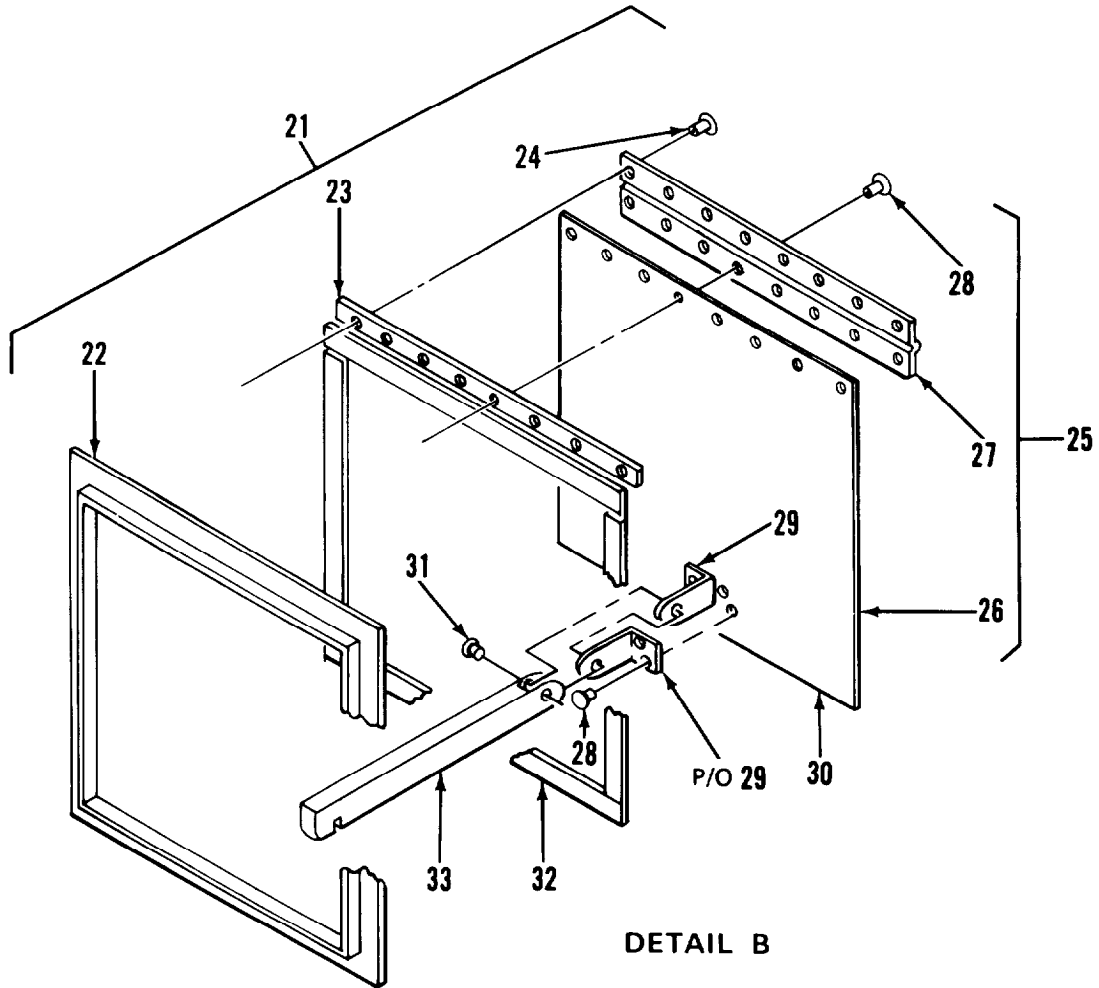
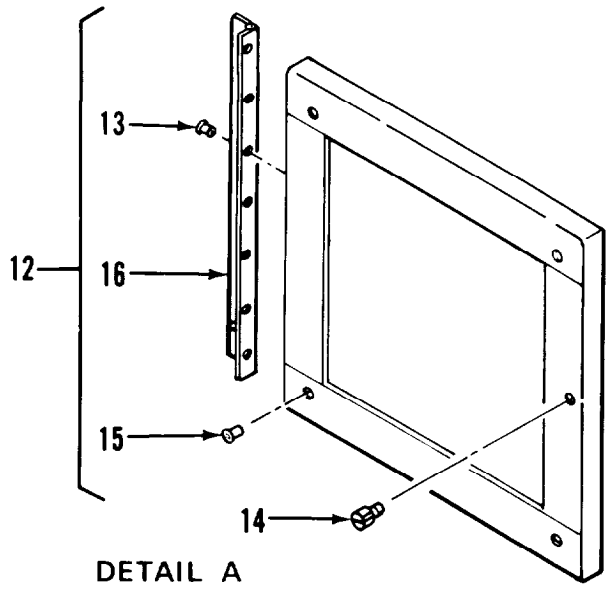


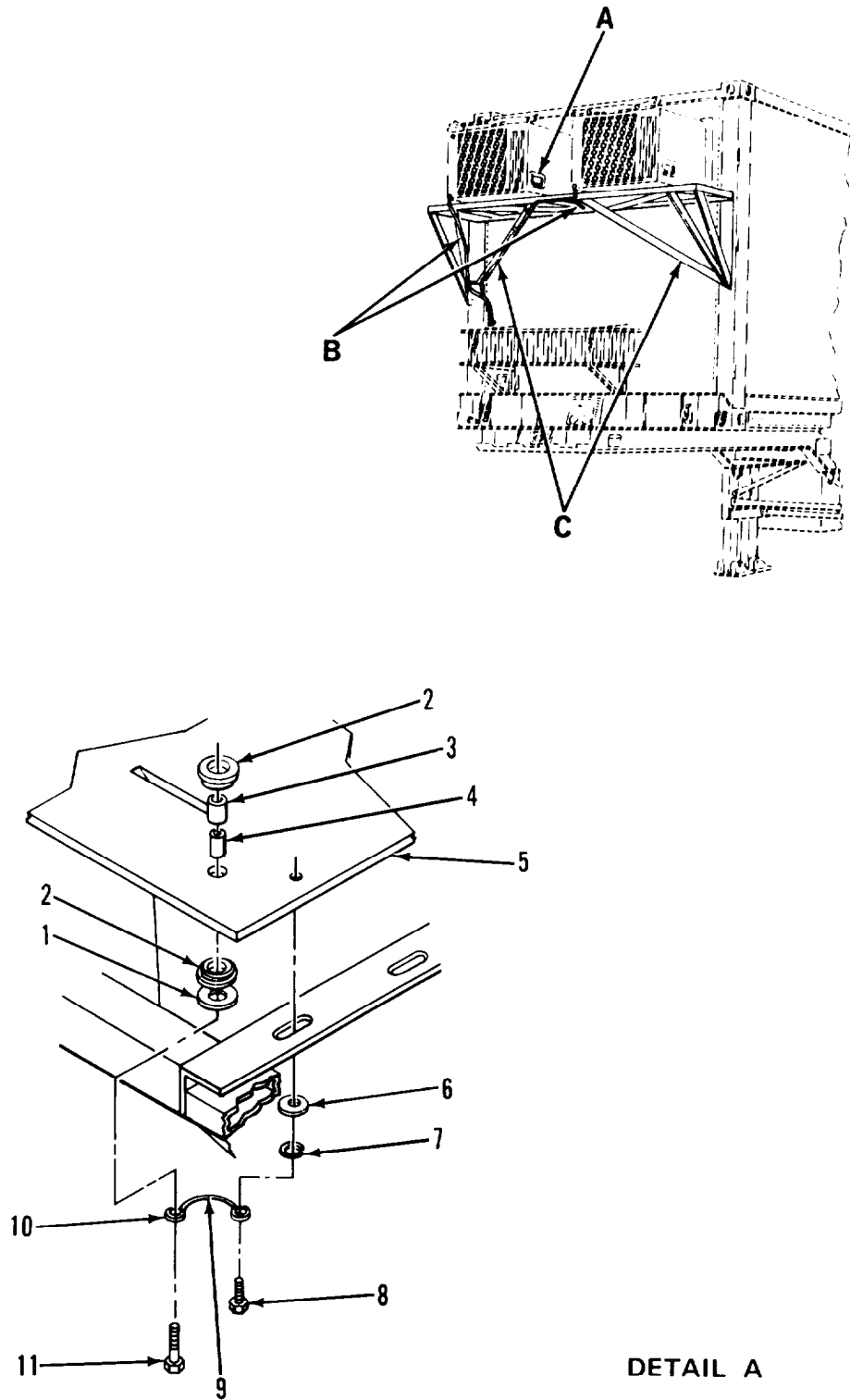
Figure 8. Exhaust Fan Assembly (Sheet 2 of 2)

SECTION II			TM5-6675-317-24P		(5)	(6)
(1)	(2)	(3)	(4)			
ITEM	SMR		PART			
NO	CODE	FSCH	NUMBER	DESCRIPTION AND USABLE ON CODES(UOC)	GROUP 01	QTY

FIG. 8 EXHAUST FAN ASSEMBLY

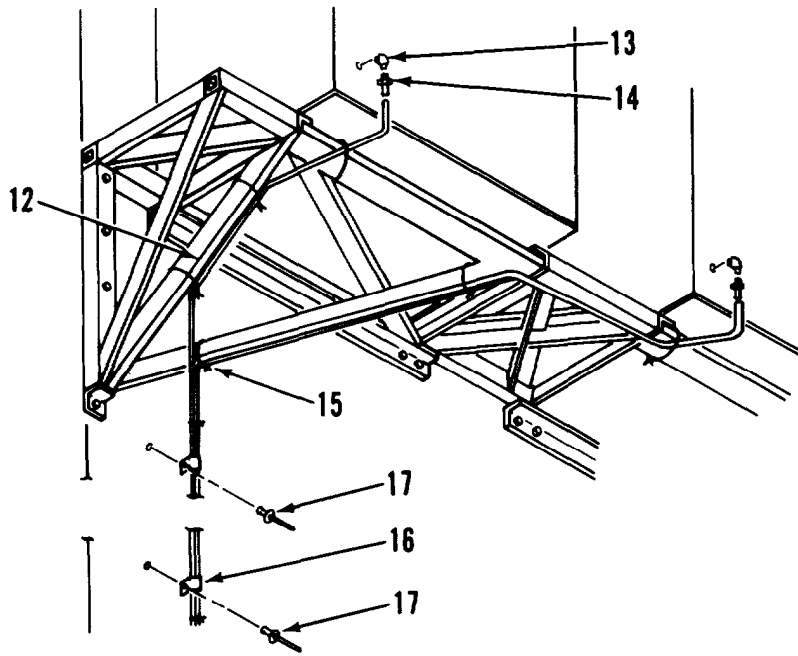
1	XDOZZ	96906	MS90725-3	.SCREW,CAP,HEXAGON..		4
2	XDOZZ	97403	13225E3245	,FAN ASSEMBLY		1
3	XDOZZ	96906	MS25036-153	..TERMINAL,LUG		1
4	XDOZZ	00779	35115	.. SPLICE,CONDUCTOR		2
5	XDOZZ	97403	13225E3246	..CABLE ASSY,EXH FAN		1
6	XDOZZ	55422	651435	...CABLE.3-W-16 AUG		1
7	XDOZZ	04009	5216	...CONNECTOR.PLUG		1
8	PAOZO	30190	E0686	..FAN.VENTILATING		1
9	XDOOZ	59730	3301	,.BOX CONNECTOR,ELECT		1
10	XDOZZ	97403	13225E3278	.FLANGE ASSY,INSIDE..		1
11	XDOZZ	96906	MS20470-AD3-3	..RIVET		7
12	XDOZZ	97403	13225E3281	.FRAME ASSY,FAN MTG..		
13	XDOZZ	96906	MS20470-AD3-5	...RIVET		1
14	XDOZZ	94222	51-16-714-24	...SCREW,SELF-CAPTIVE..		1
15	XDOZZ	80205	NAS1329A4B140	...NUT.PLAIN.BLIND RVT		4
16	XDOZZ	97403	13225E3273	...HINGE		1
17	XAOZZ	97403	13225E3277	..RING.RETAINING		1
18	XDOZZ	96906	MS35492-76	..SCREW,WOOD,FLH		4
19	XAOZZ	97403	13225E3265	..FRAME ASSY.WELDMENT..		1
20	XDOZZ	80205	NAS1329A3-130	..NUT,CLINCH		1
21	XDOOO	97403	13225E3262	.HOUSING ASSY FAN		1
22	XDOZZ	97403	13225E3269	,.WELDMENT,FRAME HSG		1
23	XDOZZ	97403	13225E3263	.. SPACER		1
24	XDOZZ	96906	MS20470AD3-7	..RIVET,SOLID		8
25	XDOZZ	97403	13225E3248	..DOOR ASSY,EXTERNAL		1
26	XAOZZ	97403	13225E3248-1	...DOOR		1
27	XAOZZ	97403	13225E3250	...HINGE,CONTINUOUS ..		1
28	XAOZZ	96906	MS20470AD3-5	...RIVET,SOLID		12
29	XAOZZ	97403	13225E3249	...LATCH.DOOR		2
30	XDOZZ	97403	13225E3266-2	..GASKET,HOUSING		2
31	XDOZZ	96906	MS20470AD3-8	..RIVET,SOLID		1
32	XDOZZ	97403	13225E3266-1	..GASKET,HOUSING		2
33	XDOZZ	97403	13225E3264	.. BRACE,FAN HOUSING..		1
34	XDOZZ	96906	MS35191-273	.SCREW,MACHINE		
35	XDOZZ	80205	NAS1329A3-80	.NUT,PLAIN,BLIND RVT..		7
36	XDOZZ	97403	13225E3247	.PLATE,INSTR,CAUTION..		1
37	XDOZZ	96906	MS51861-14	.SCREW,TAPPING,THD		4

END OF FIGURE

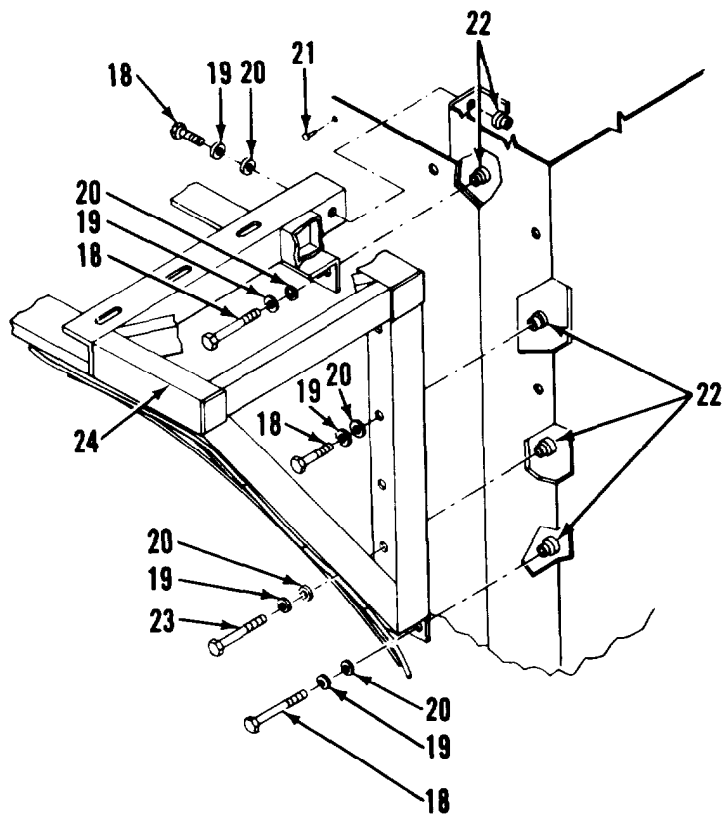


DETAIL A

Figure 9. Air Conditioner and Mounting Bracket System (Sheet 1 of 2)



DETAIL B



DETAIL C

Figure 9. Air Conditioner and Mounting Bracket System (sheet 2 of 2)

SECTION II			TM5-6675-317-24P		(5)	(6)
(1)	(2)	(3)	(4)			
ITEM	SMR		PART			
NO	CODE	FSCM	NUMBER	DESCRIPTION AND USABLE ON CODES(UOC)	QTY	
GROUP 01 VAN BODY (ISO CONTAINER)						
FIG. 9 AIR CONDITIONER AND MOUNTING BRACKET SYSTEM						
1	XDHZZ	97403	13216E6138-2	.WASHER,FLAT		8
2	XDHZZ	37362	399680	.MOUNT,RESILIENT		16
3	XDHZZ	97403	13216E6153	.TUBING,NONMETALLIC		8
4	XDHZZ	97403	13216E6152	.SPACER,SLEEVE		8
5	XDHZZ	97403	13225E3807	.PLATE,MTG,AIR COND..		2
6	XDHZZ	96906	MS27183-15	.WASHER,FLAT		12
7	XDHZZ	96906	MS3533B-46	,WASHER,LOCK		12
8	XDHZZ	96906	MS90726-58	.BOLT		12
9	XDOZZ	92194	1230	.BRAID,WIRE		1
10	XDFZZ	04618	34126	.TERMINAL,RING TNG..		2
11	XDHZZ	96906	MS90726-64	.SCREW,CAP,HEXAGON		8
12	XDOZZ	27901	59006	.TUBING,VINYL		1
13	XDHZZ	96906	MS51952-1	.ELBOW,PIPE		2
14	XDOZZ	88044	AN840-4	.ADAPTER,STRAIGHT,PI		
15	XDOZZ	96906	HS3367-7-9	.STRAP,TIEDOWN, ELECT..		8
16	XDFZZ	01364	920-8946	.CLAMP		2
17	XDFZZ	81349	M24243/6-A606H	.RIVET,BLIND		2
18	XDHZZ	96906	MS90725-64	.SCREW,CAP,HEXAGON..		14
19	XDHZZ	96906	MS35338-46	.WASHER,LOCK		22
20	XDHZZ	96906	MS21783-15	. WASHER . FLAT		32
21	XDHZZ	11815	CR917B-6-4	,RIVET		24
22	XDHZZ	03481	SS37KZ11L	.NUT,CLINCH		22
23	XDHZZ	96906	MS90725-70	.SCREW,CAP ,HEXAGON		6
24	XDHZZ	97403	13225E3723	-BRACKET SUPPORT, AIR CONDITIONER		1

END OF FIGURE

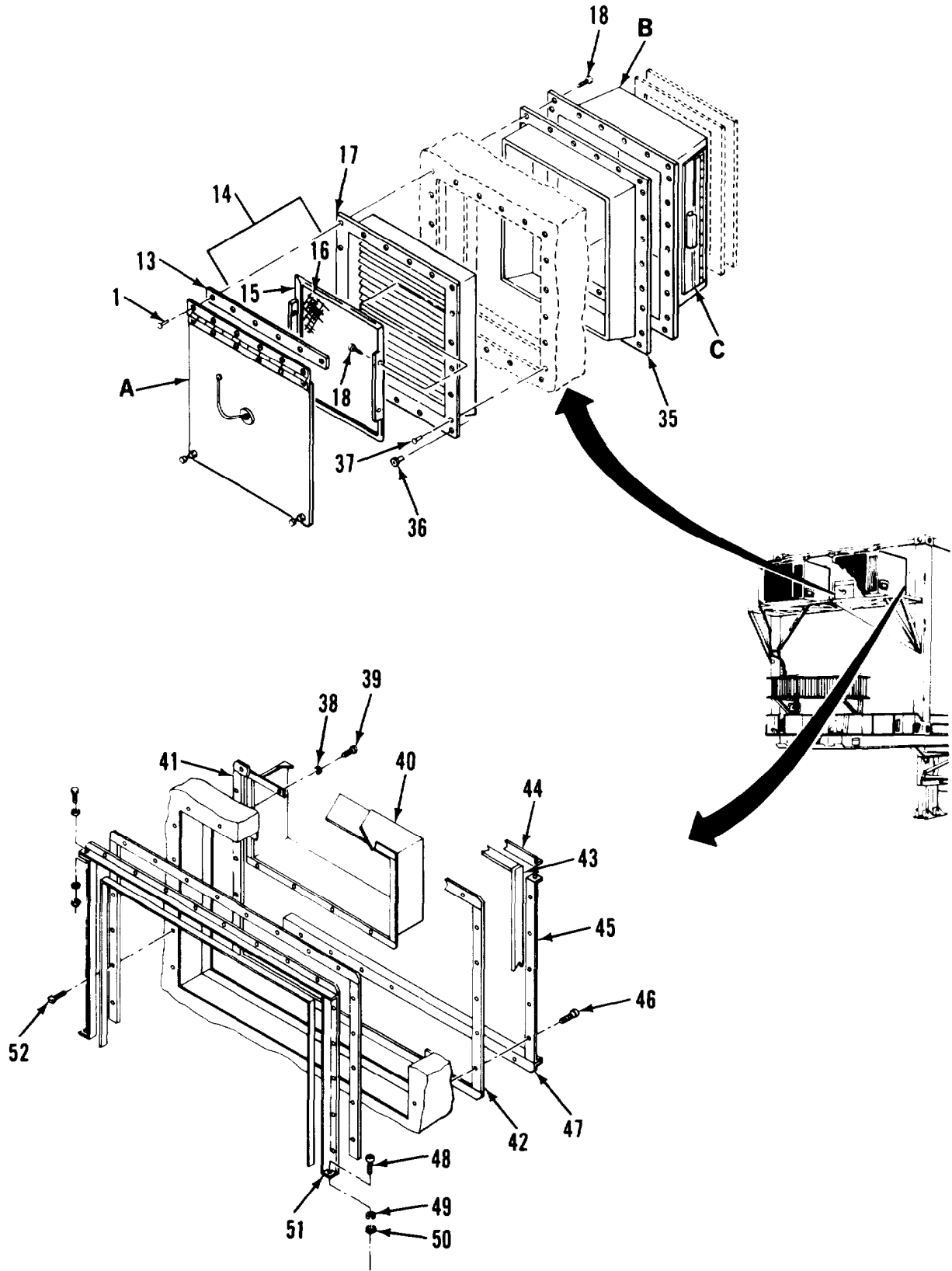
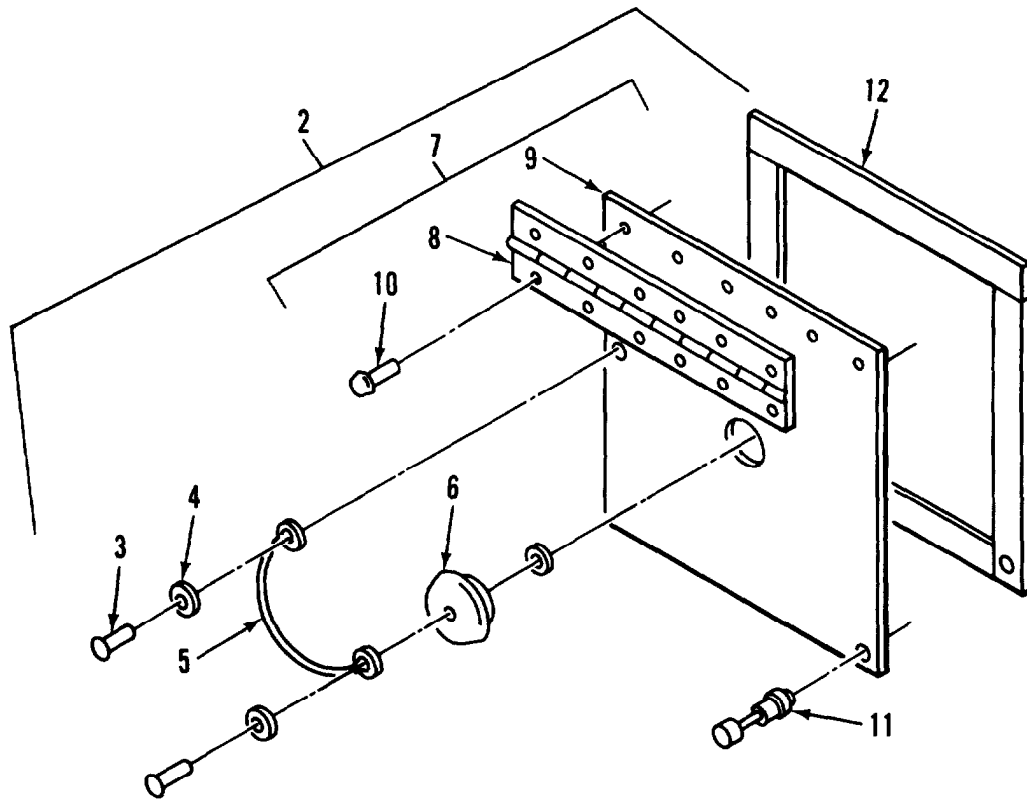
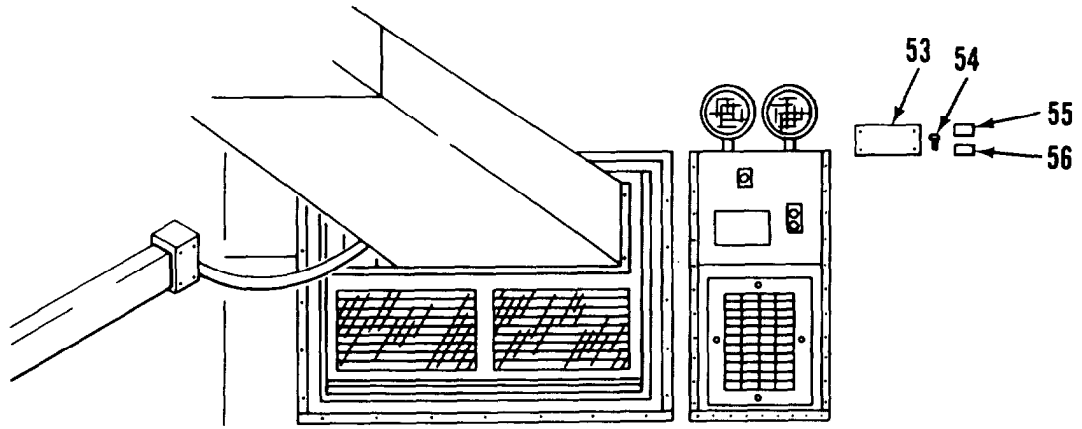


Figure 10. Air Conditioner Vent System (Sheet 1 of 3)



DETAIL A

Figure 10. Air Conditioner Vent System (Sheet 2 of 3)

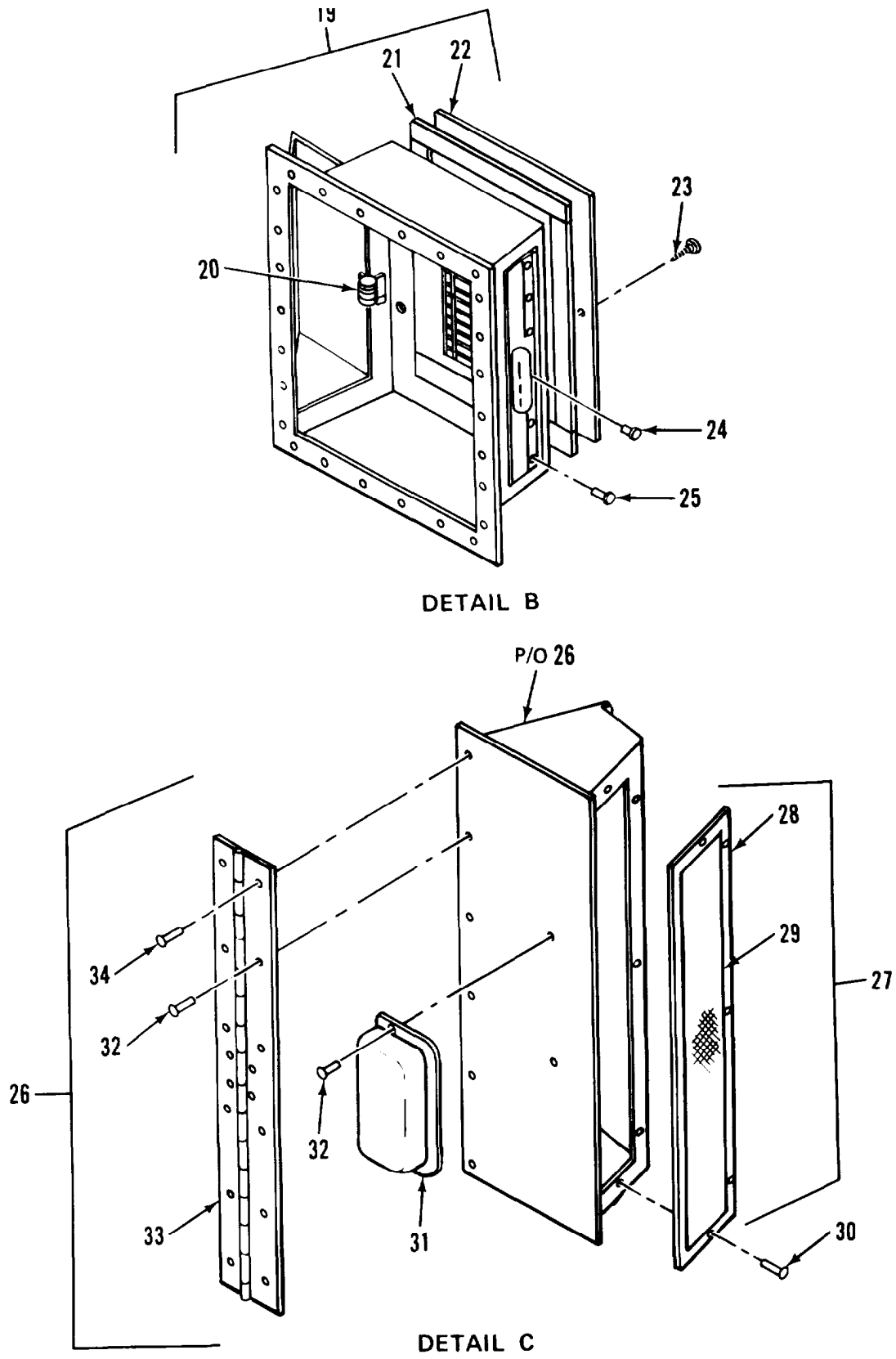


Figure 10. Air Conditioner Vent System (sheet 3 of 3)

SECTION II			TM5-6675-317-24P			
(1)	(2)	(3)	(4)	(5)	(6)	
ITEM NO	SMR CODE	FSCM	PART NUMBER	DESCRIPTION AND USABLE ON CODES(UOC)	QTY	
GROUP 01 VAN BODY (ISO CONTAINER)						
FIG. 10 AIR CONDITIONER VENT SYSTEM						
1	XDOZZ	07707	AD48ABS	.RIVET	6	
2	XDOZZ	97403	13225E3852	.SEAL ASSY,OUTER	1	
3	XAOZZ	07707	AD34ABS	..RIVET	2	
4	XAOZZ	88044	AN960-B3	..WASHER,BRASS,FLAT	3	
5	XAOZZ	99862	CL-21-6.00	..CABLE,NYLON	1	
6	XAOZZ	23540	415	..PLUG,SNAP-IN-TYPE	1	
7	XAOZZ	97403	13225E3851	..DOOR ASSY		
8	XAOZZ	97403	13225E3869	...HINGE.OUTER DOOR	1	
9	XAOZZ	97403	13225E3851-1	...DOOR	2	
10	XAOZZ	39428	MS20426AD4-5	...RIVET		
11	XAOZZ	94222	53-17-711-24	...SCREW,SPR EJECT,PNL..	9	
12	XAOZZ	82942	G-231-N 1/8 THK	..GASKET	257	
13	XDFZZ	97403	13225E3855	. SPACER	1	
14	XDOZZ	97403	13225E3841	.SCREEN ASSY.FILTER	1	
15	XDOZZ	97403	13225E3841-1	..PLATE.WINDOW	1	
16	PAOZZ	81348	LS125	..SCREENING,INSECT (REPLACES FSCM 39428, P/N 1017A11)	1	
17	XDFFF	97403	13225E3832	-BEZEL OUT-VENT	1	
18	XDFZZ	96906	MS51861-37	.SCREW,TAPPING,THD..	30	
19	XDFFF	97403	13225E3847	.HOUSING ASSY .VENT..	1	
20	XDFZZ	94222	22-10-051-11	..SPRING,RETAINING,DR	2	
21	XDFZZ	82942	G-231-N 3/4 THK	.GASKET	1	
22	XDFZZ	97403	13225E4233	..REGISTER,WALL,10X6..	1	
23	XDFZZ	96906	MS51861-49	..SCREW,TPG,PNH	38	
24	XDFZZ	07707	AD53ABS	..RIVET	8	
25	XDFZZ	81349	M24243/1-B502	..RIVET,BLIND	12	
26	XDFFF	97403	13225E3842	..DIVERTER ASSY,VENT	2	
27	XDFZZ	97403	13225E3846	...SCREEN.DIV-VENT	1	
28	XDFZZ	97403	13225E3846-1PLATE,WINDOW..	1	
29	PAFZZ	81348	LS125	...SCREENING,INSECT (REPLACES FSCM 39428,P/N 1017All)	10	
30	XDFZZ	07707	AD34ABS	...RIVET	5	
31	XDFZZ	39428	1599A16	...PULL,DRAWER	2	
32	XDFZZ	81349	M24243/1-B502	...RIVET,BLIND	6	
33	XDFZZ	03007	AA05050506	..HINGE,DIV DOOR	1	
34	XDFZZ	81349	M24243/1-B504	...RIVET.BLIND..	2	
35	XDFZZ	97403	13225E3826	.BEZEL,INSIDE VENT	1	
36	XDFZZ	80205	NAS1330508-281	.NUT,CLINCH	2	
37	XDFZZ	81349	M24243/1-B405	-RIVET	15	
38	XDFZZ	96906	MS35338-41	.WASHER,LOCK	8	
39	XDFZZ	96906	MS35206231	.SCREW,MACHINE	8	
40	XDFZZ	97403	13225E4240	.CONNECTOR, DUCT	1	
41	XDFZZ	82942	G-231-N 1/2 THK	.GASKET	61	
42	XDFZZ	82942	G-231-N 1/8 THK	.GASKET,AIR COND	78	
43	XDFZZ	82942	G-231-N 3/8 THK	.GASKET	202	
44	XDFZZ	97403	13225E3717	.BRACKET, BEZEL AC	4	
45	XDFZZ	97403	13225E3716	.BRACKET,BEZEL AC	2	

SECTION II			TM5-6675-317-24P			
(1)	(2)	(3)	(4)	(5)	(6)	
ITEM	SMR		PART			
NO	CODE	FSCM	NUMBER	DESCRIPTION AND USABLE ON CODES(UOC)	QTY	
46	XDFZZ	96906	MS51861-49	.SCREW,PNH	10	
47	XDFZZ	97403	13225E3720	.BRACKET,BEZEL,AC;.	2	
48	XDFZZ	96906	MS35206265	.SCREWMACHINE	12	
49	XDFZZ	96906	MS27183-42	.WASHER,FLAT	24	
50	XDFZZ	96906	MS35649-202	.NUT,PLAIN,HEXAGON..	12	
51	XDFZZ	97403	13225E3894	.BRACKET, BEZEL AC..	4	
52	XDFZZ	96906	MS51 861-47	.SCREW,TAPPING,THD..	36	
53	XDFZZ	97403	13225E4593	.PLATE,CAUTION	1	
54	XDOZZ	96906	MS51861-26	.SCREW,TAPPING,THD..	4	
55	XDOZZ	97403	1322564592	.DECAL,OPEN		
56	XDOZZ	97403	13225E4591	.DECAL,CLOSE		

END OF FIGURE

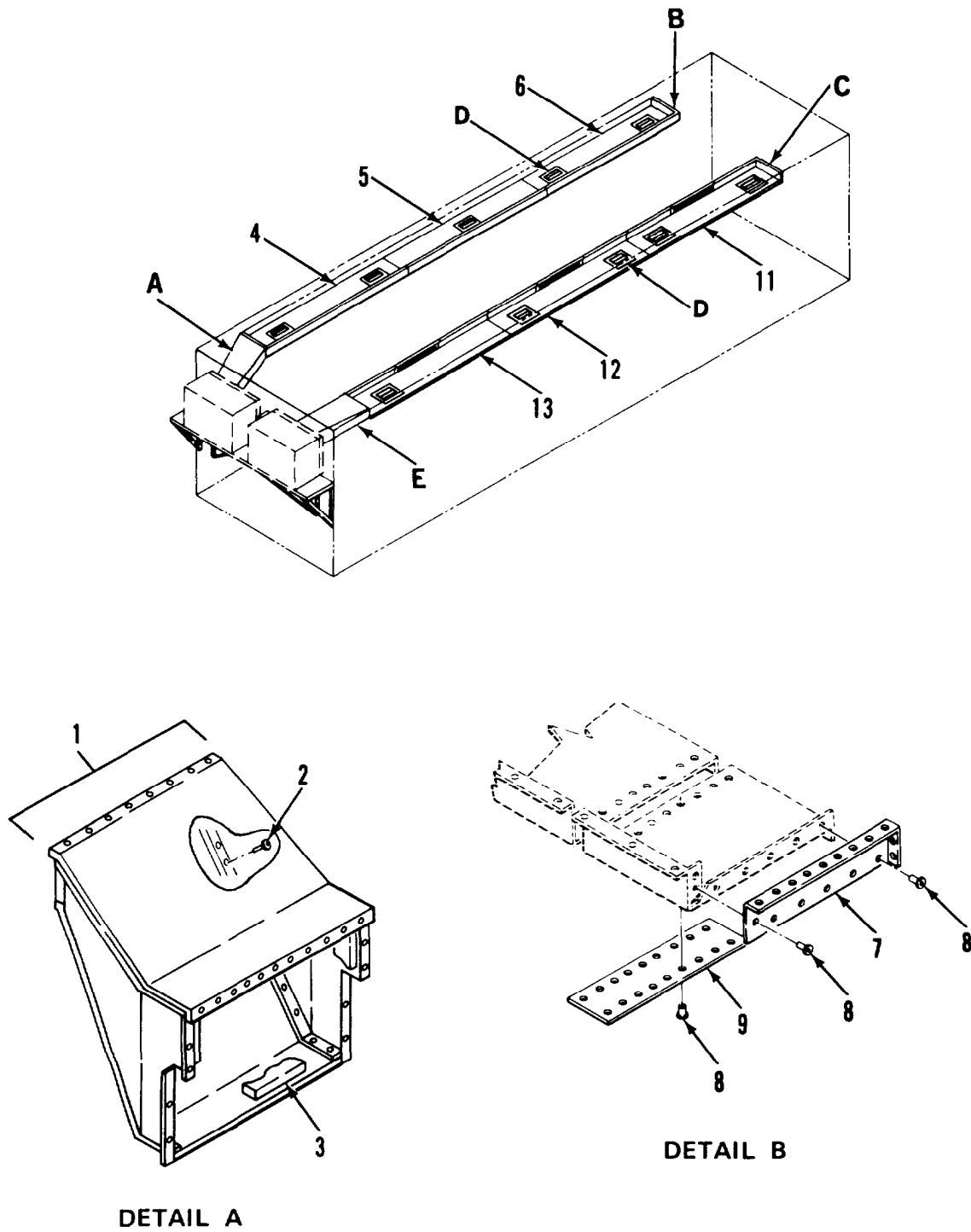


Figure 11. Air Conditioner Duct System (sheet 1 of 2)

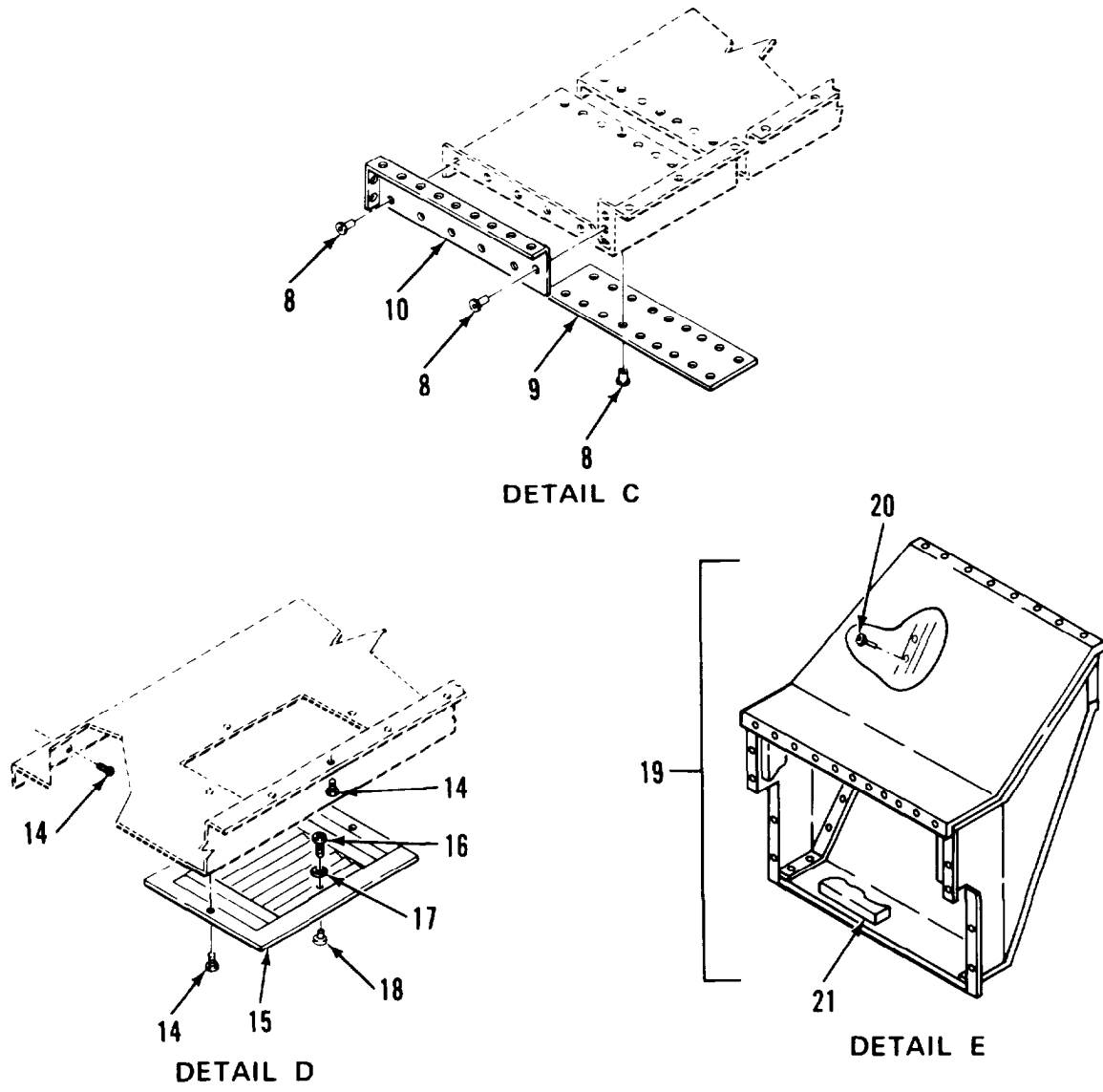


Figure 11. Air Conditioner Duct System (Sheet 2 of 2)

SECTION II			TMS-6675-317-24P		(51)	(6)
(1)	(2)	(3)	(4)			
ITEM	SMR		PART		DESCRIPTION AND USABLE ON CODES(UOC)	QTY
NO	CODE	FSCM	NUMBER			
GROUP 01 VAN BODY (ISO CONTAINER)						
FIG. 11 AIR CONDITIONER DUCT SYSTEM						
1	XDFFF	97403	13225E3386		.DUCT ASSY, TRANSITION	1
2	XDOZZ	81349	M24243/1-B403		..RIVET,BLIND	52
3	XDOZZ	87335	D008		..TED-PAD INSUL	1
4	XDOZZ	97403	13225E3578		.DUCT ,AC	1
S	XDOZZ	97403	13225E3579		.DUCT ,AC	1
4	XDOZZ	97403	13225E3580		. DUCT ,AC	1
7	XDOZZ	97403	13225E3566-2		.CAP, END,AC DUCT	1
8	XDFZZ	81349	M24243/1-B403		.RIVET,BLIND	34
9	XDFZZ	97403	13225E3561		.STRIP,SPLICING	4
10	XDFZZ	97403	13225E3566-1		.CAP,END,AC DUCT	1
11	XDFZZ	97403	13225E3564		.DUCT ,AC	1
12	XDFZZ	97403	13225E3563		.DUCT ,AC	1
13	XDFZZ	97403	13225E3562		.DUCT,AC	1
14	XDFZZ	96906	MS51861-37		.SCREW,TAPPING, THD	298
15	XDFZZ	97403	13225E3586		.DIFFUSER, AC	5
16	XDFZZ	96906	MS35206-243		.SCREW,MACHINE	2
17	XDFZZ	96906	MS35338-42		.WASHER,LOCK,SPRING, HELICAL..	2
18	XDFZZ	90920	P318K		.HANDLE	2
19	XDFFF	97403	13225E3284		.DUCT ASSY, TRANSITION..	1
20	XDFZZ	81349	M24243/1-B403		..RIVET,BLIND	52
21	XDFZZ	87335	D008		.,TED-PAD INSUL	1

END OF FIGURE

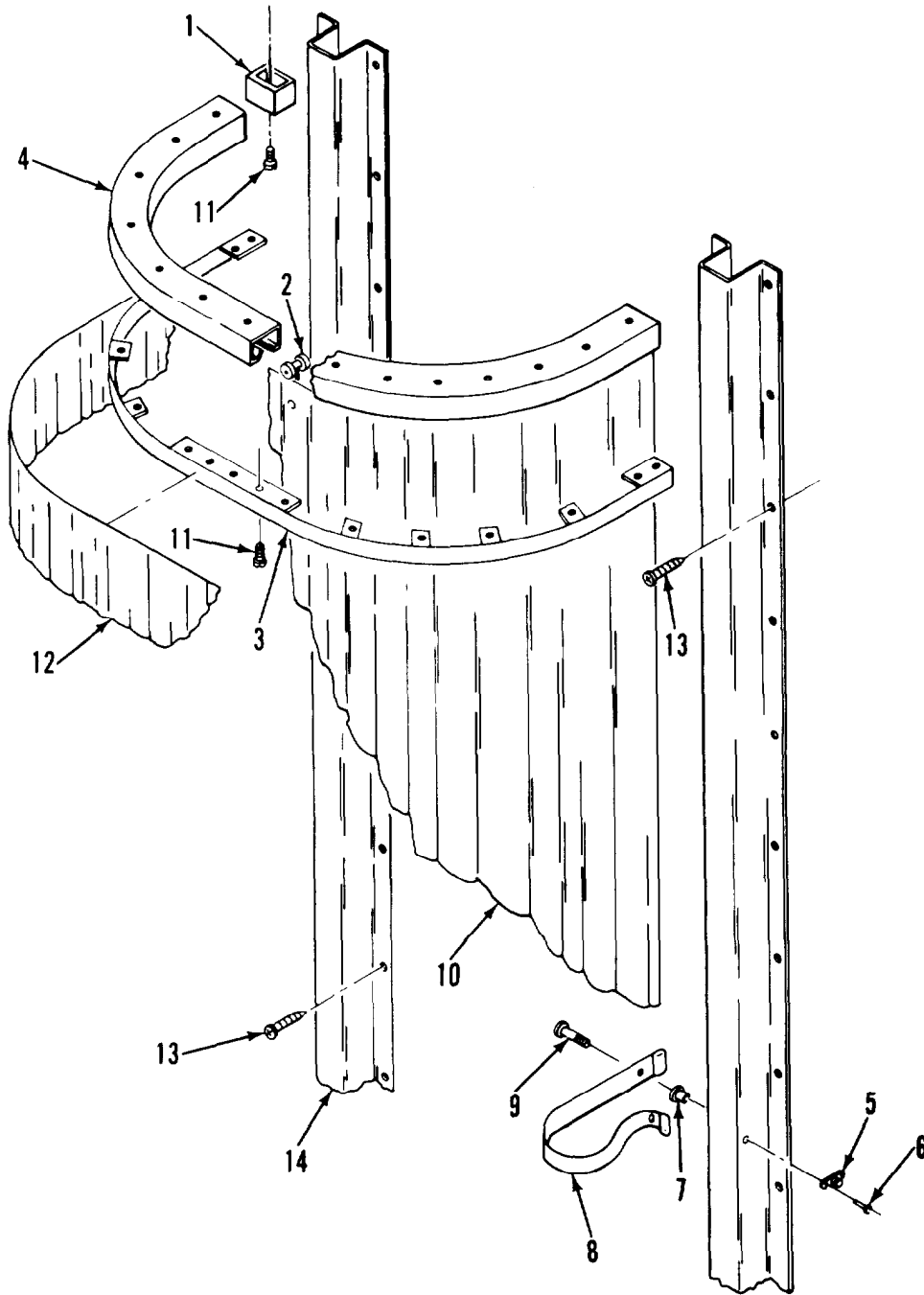


Figure 12. Black-Out Curtain Assembly, Side Door

SECTION II

TM 5- 6675-317-24P CO1

(1) ITEM NO	(2) SMR CODE	(3) FSCM	(4) PART NUMBER	(5) DESCRIPTION AND USABLE ON CODES (UOC) GROUP 01 VAN BODY (ISO CONTAINER) FIG. 12 BLACKOUT CURTAIN ASSEMBLY, SIDE DOOR	(6) QTY
1	XDOZZ	1E253	262	.CARRIER GATE, BROWN	1
2	XDOZZ	1E253	975	.GENERAL CARRIER	14
3	XDOZZ	97403	13225E3745	.STRIP, MOUNTING	1
4	XDOZZ	97403	13225E3552	.TRACK, CURT, SIDE DR	1
5	XDOZZ	30536	xx-78322	STUD, SWIVEL	1
6	XDOZZ	81349	M24243/1-A403	.RIVET, BLIND	2
7	XDOZZ	03481	A10-80	.NUT, PLAIN, BLIND RVT	1
8	XDOZZ	97403	13225E3865	.STRAP, BO CURTAIN	1
9	XDOZZ	00141	4428	.SCREW, SHOULDER	2
10	XDOZZ	51745	ADC-2063-102	.CURTAIN	1
11	XDOZZ	96906	MS51861-24	.SCREW, TAPPING, THD	38
12	XDOZZ	51745	ADC-2065-102	.VALANCE	2
13	XDOZZ	96906	MS6186147	..SCREW, TAPPING, THD	30
14	XDOZZ	97403	13225E3783	.BRACKET, MTG, BO, CURT	2

END OF FIGURE

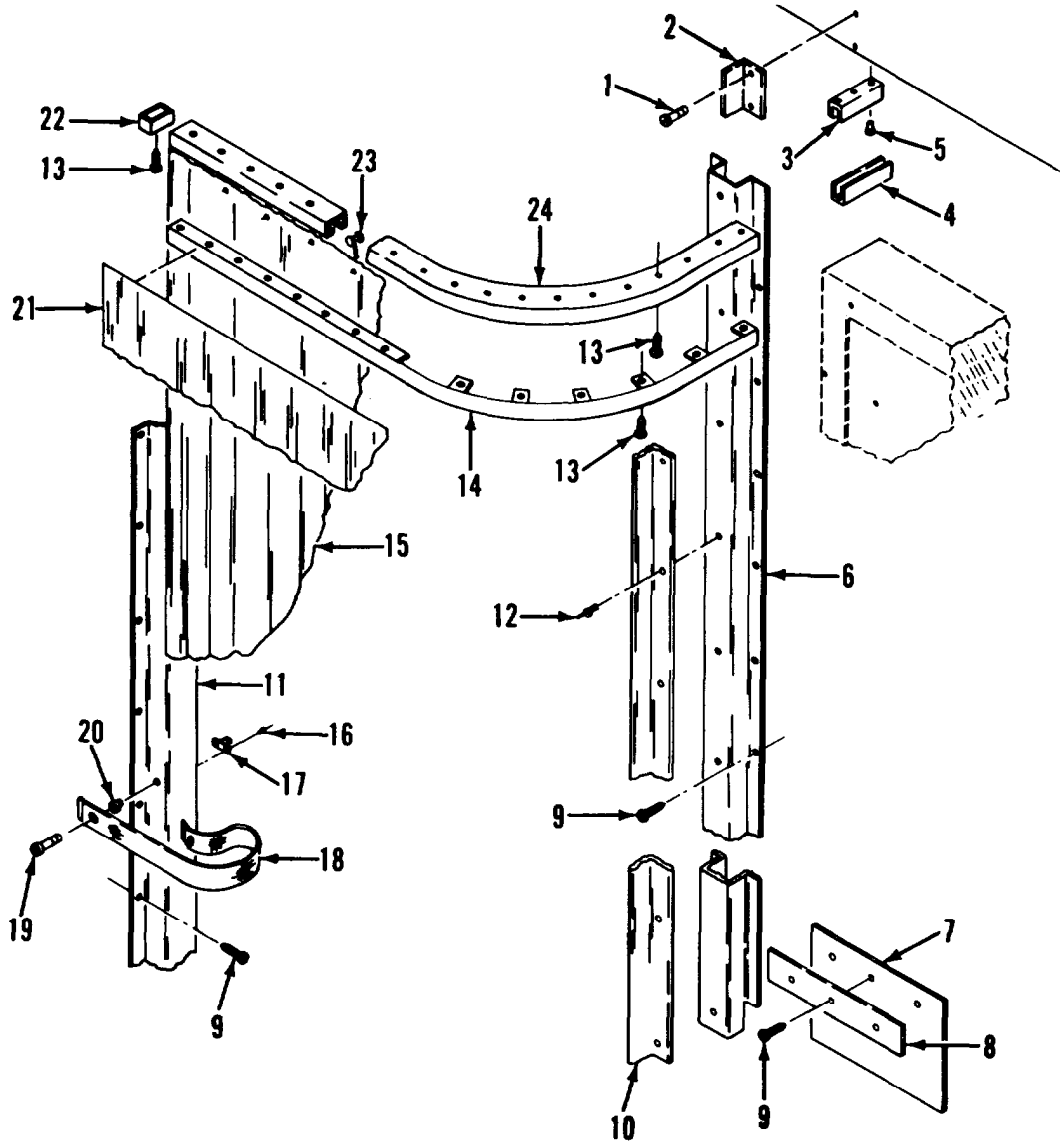


Figure 13. Black-Out Curtain Assembly, Rear Door

SECTION II

TM 5-6675-317-24P CO1

(1) ITEM NO	(2) SMR CODE	(3) FSCM	(4) PART NUMBER	(5) DESCRIPTION AND USABLE ON CODES (UOC)	(6) QTY
GROUP 01 VAN BODY (ISO CONTAINER)					
FIG. 13 BLACKOUT CURTAIN ASSEMBLY, REAR DOOR					
1	XDOZZ	96906	MS6186147	SCREW, TAPPING, THD	2
2	XDOZZ	97403	13225E3797	.BRACKET, REAR..	1
3	XDOZZ	51745	ADC-2083	.CHANNEL, FRAME, DOOR	1
4	XDOZZ	51745	ADC-2082	.CHANNELDOOR, REAR	1
6	XDOZZ	81349	M24243/5A403	.RIVET	1
6	XDOZZ	97403	13225E3799	.BRACKET, MOUNTING	1
7	XDOZZ	51745	ADC-2084	.FLAP, DOOR, REAR	1
8	XDOZZ	51745	ADC-2085	.FLAP, RETAINER	1
9	XDOZZ	96906	MS51861-37	.SCREW, TAPPING, THD	69
10	XDOZZ	97403	13225E3798	.BRACKET, REAR..	1
11	XDOZZ	97403	13225E3713	.BRACKET, MOUNTING	1
12	XDOZZ	81349	M24243/B403	.RIVET, BLIND	14
13	XDOZZ	96906	MS51861-24	.SCREW, TAPPING THD	32
14	XDOZZ	97403	13225E3788	.STRIP, MOUNTING	1
15	XDOZZ	51745	ADC2063-101	.CURTAIN	1
16	XDOZZ	81349	M24243/A402	.RIVEI'	8
17	XDOZZ	30536	xx-78322	.STUD SWIVEL	1
18	XDOZZ	97403	13225E3865	.STRAP, BO CURTAIN	1
19	XDOZZ	00141	4428	SCREW, SHOULDER..	2
20	XDOZZ	80205	NAS1329C3-80	.NUT, CLINCH	1
21	XDOZZ	51745	ADC2065-101	.VALANCE	2
22	XDOZZ	1E253	262	.CARRIER GATE, BROWN	1
23	XDOZZ	1E253	975	.GENERAL CARRIER	10
24	XDOZZ	97403	13225E3559	.TRACK, CURT, REAR DR	1

END OF FIGURE

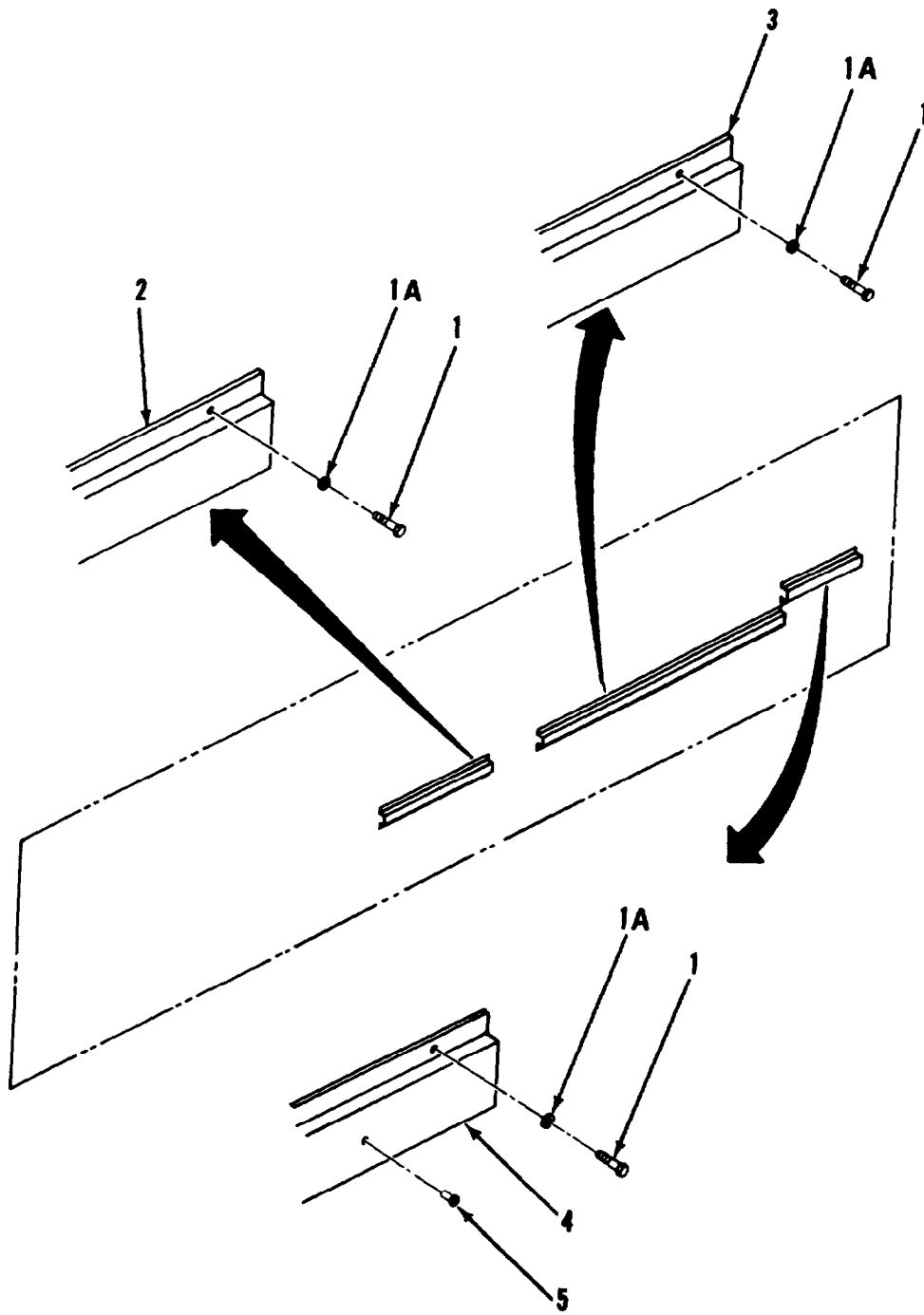


Figure 14. Interior Mounting Bracket System (Sheet 1 of 3)

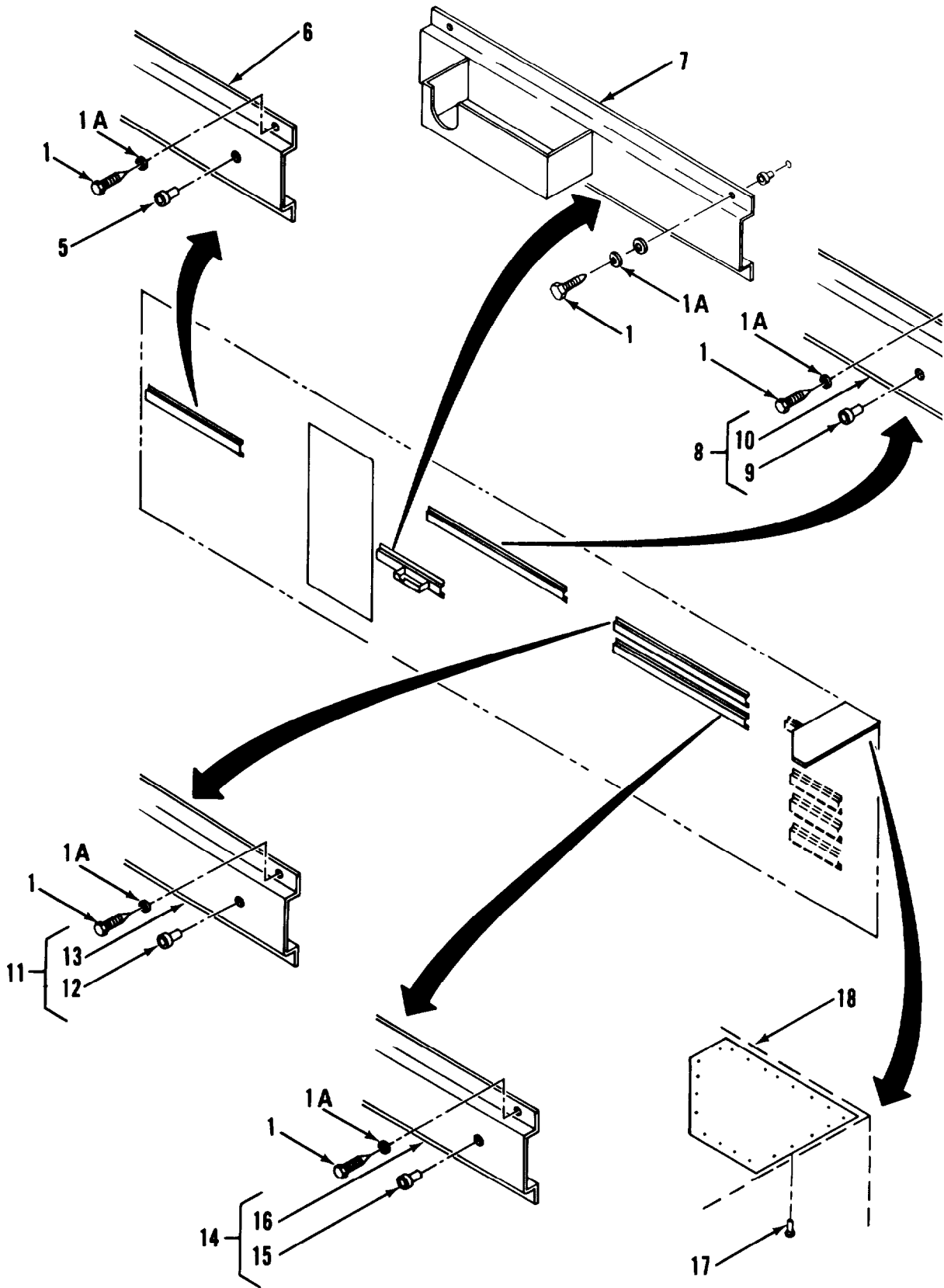


Figure 14. Interior Mounting Bracket System (Sheet 2 of 3)

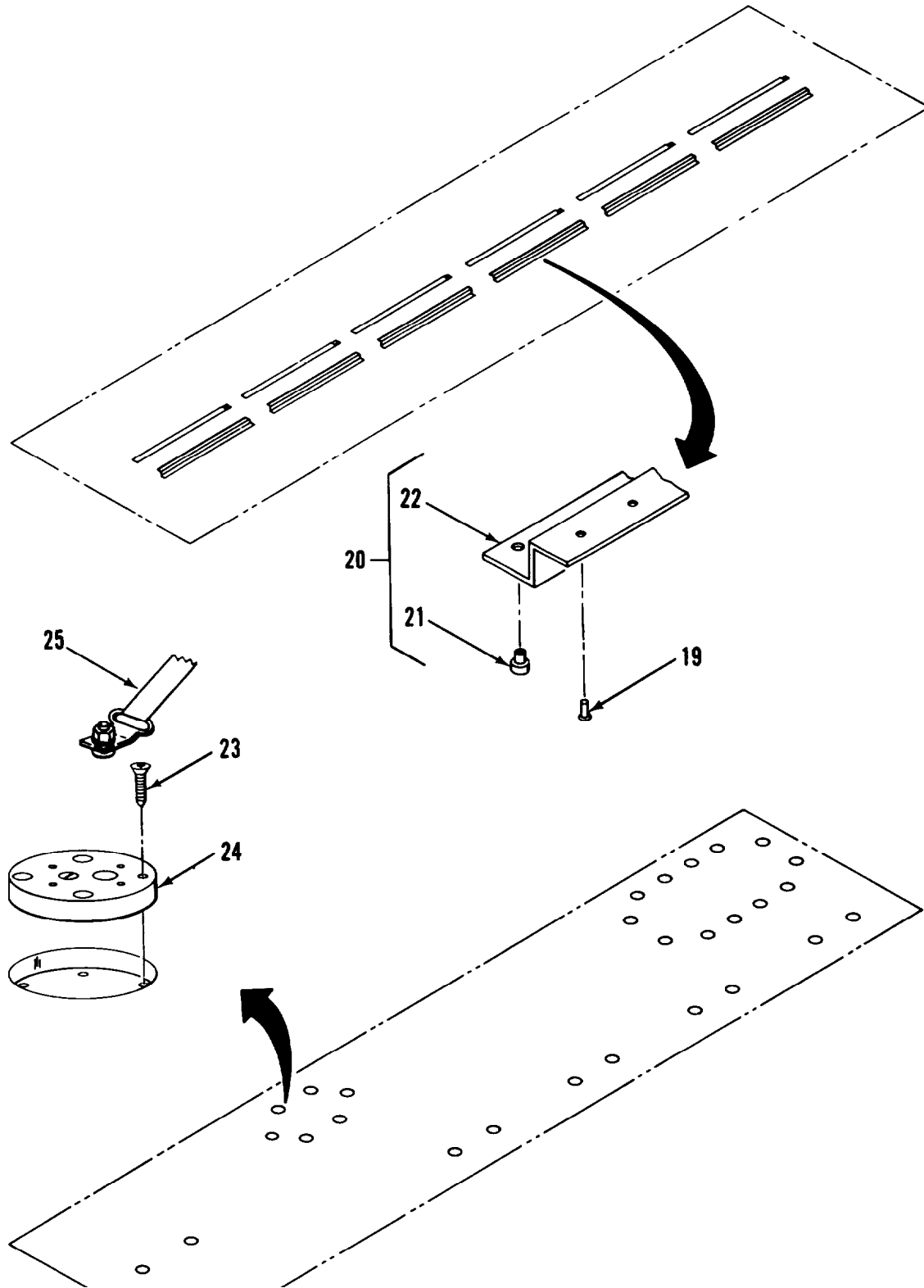


Figure 14. Interior Mounting Bracket System (Sheet 3 of 3)

SECTION II			TM5-6675-317-24P		(5)	(6)
(1)	(2)	(3)	(4)			
ITEM	SMR	FSCM	PART		DESCRIPTION AND USABLE OH CODES(UOC)	QTY
NO	CODE		NUMBER			
GROUP 01 VAN BODY (ISO CONTAINER)						
FIG. 14 INTERIOR MOUNTING BRACKET SYSTEM						
1	XDOZZ	96906	MS16992-524		.BOLT, LAG, HEX HD	66
1A	XDOZZ	96906	MS27183-14		.WASHER,FLAT	54
2	XDOZZ	97403	13223E4246		,BRACKET MTG	
3	XDOZZ	97403	13225E4247		.BRACKET,MTG	1
4	XDOZZ	97403	13225E4248		.BRACKETASSY.MTG	1
5	XDOZZ	80205	NAS1330A5K256		.NUT, CLINCH	3
6	XDOZZ	97403	13225E4241		-BRACKET ASSY ,MTG	1
7	XDOZZ	97403	13225E3656		.BRACKET . MTG	1
8	XDOZZ	97403	13225E4242		.BRACKETASSY ,MTG	1
9	XDOZZ	80205	NAS1330AK256		..NUT ,CLINCH	6
10	XDOZZ	97403	13225E4242-1		. . BRACKET	1
11	XDOZZ	97403	13225E4243		.BRACKET ASSY,MTG	1
12	XDOZZ	80205	NAS1330A5K256		. . NUT ,CLI NCH	4
13	XDOZZ	97403	13225E4243-1		..BRACKET	1
14	XDOZZ	97403	13225E4244		.BRACKET ASSY .MTG.	1
15	XDOZZ	80205	NAS1330ASK256		..NUT,CLINCH	4
16	XDOZZ	97403	13225E4244-1		..BRACKET	1
17	XDOZZ	81349	M24243/1-B404		.RIVET	14
18	XDOZZ	97403	13225E3785		.PLATE,MOUNTING	1
19	XDOZZ	81349	M24243/1-B604		.RIVET	12
20	XDOZZ	97403	13225E3094		.BRACKET ASSY ,MTG	18
21	XDOZZ	80205	NAS1329A5KI25		..NUT,PLAIN,BLIND RVT	4
22	XDOZZ	97403	13225E3094-1		..EXTRUSION	
23	XDOZZ	96906	MS21207-C14-16		.SCREW,TAPPING,FLHD	12
24	XDOZZ	98313	FDC122SM5		.PLATEASSEMBLY	32
25	PFOZZ	97403	13225E3695-6		.TIE DOWN,CARGO.VEHI	5

END OF FIGURE

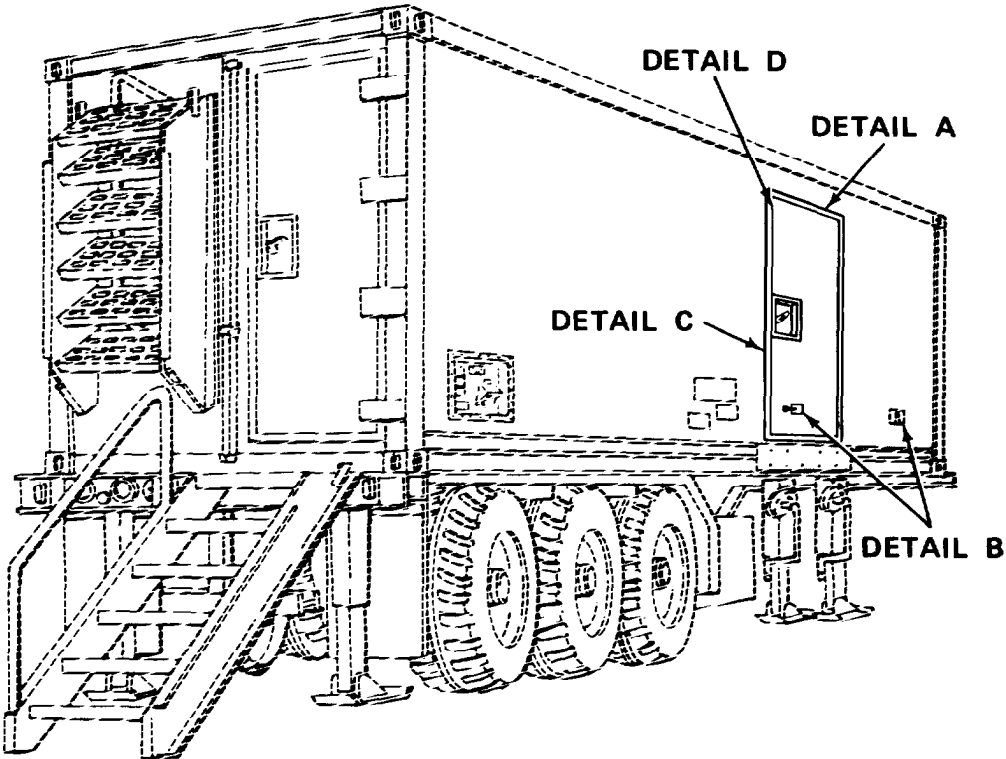


Figure 15. Personnel Door Assembly (Sheet 1 of 5)

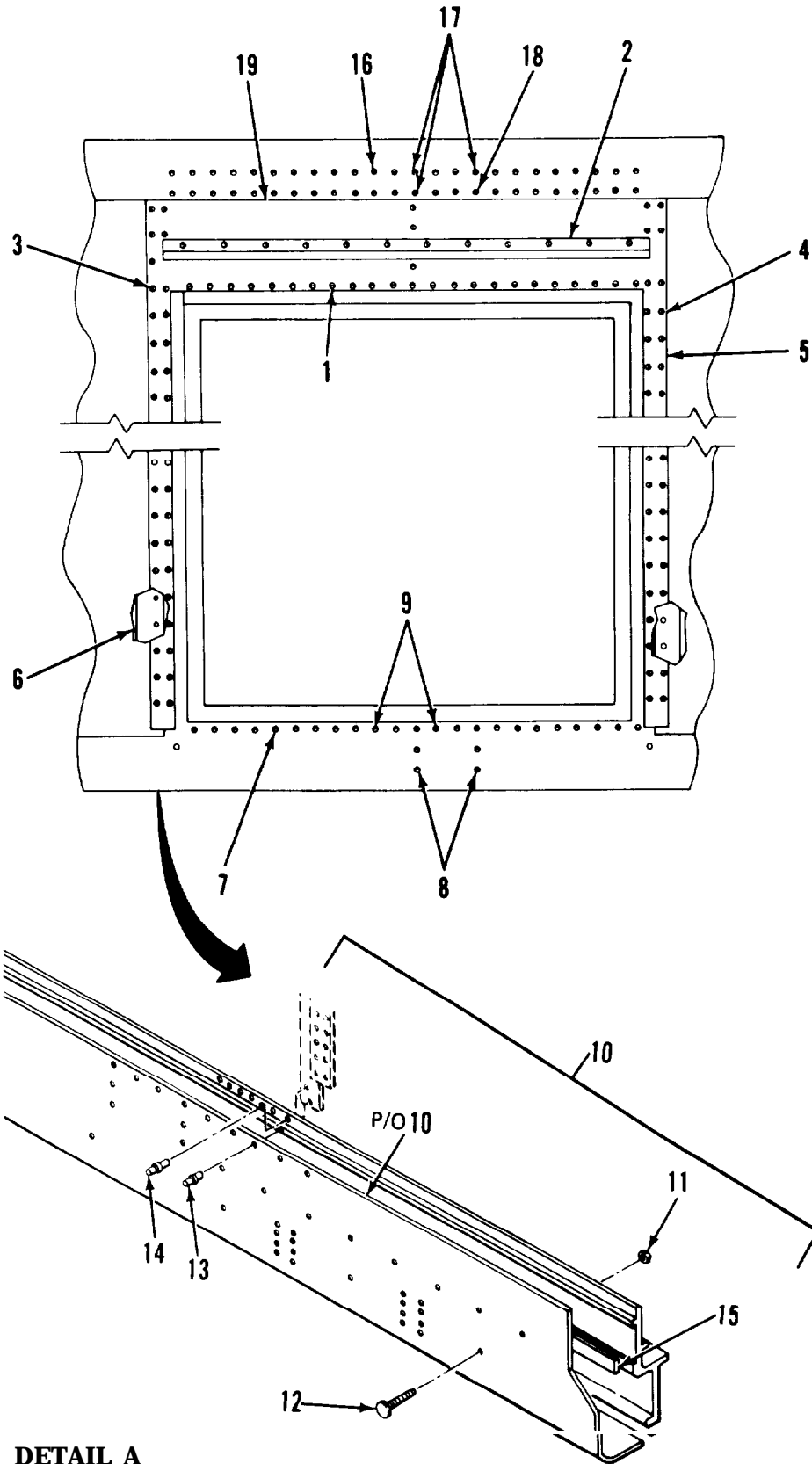


Figure 15. Personnel Door Assembly (Sheet 2 of 5)

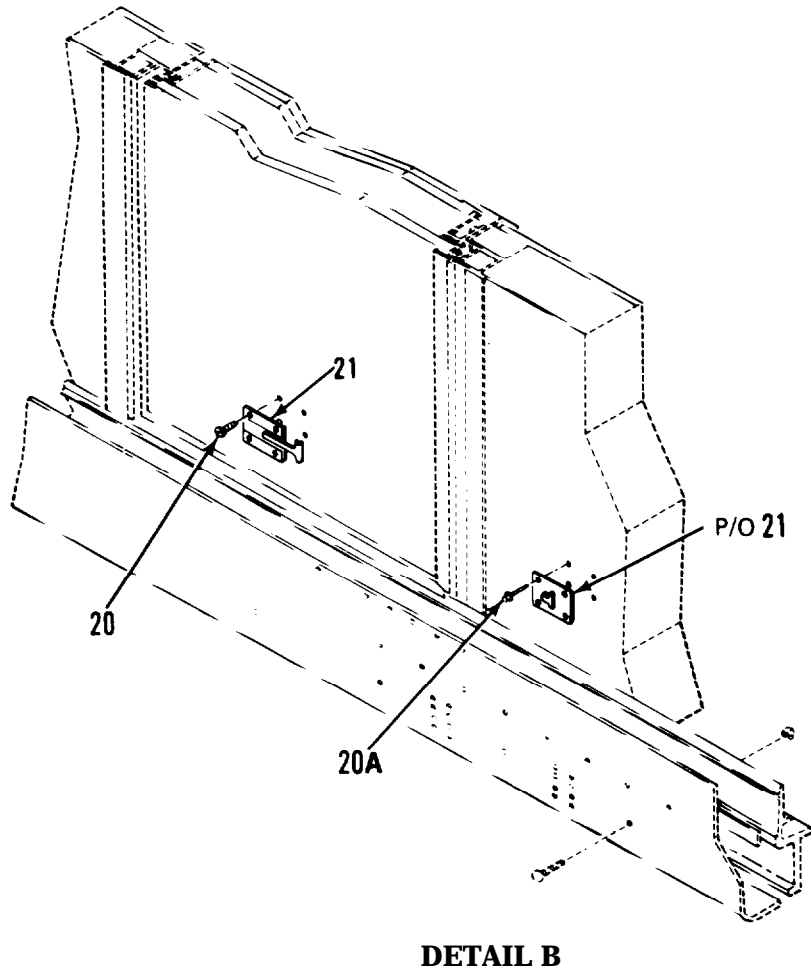


Figure 15. Personnel Door Assembly (Sheet 3 of 5)

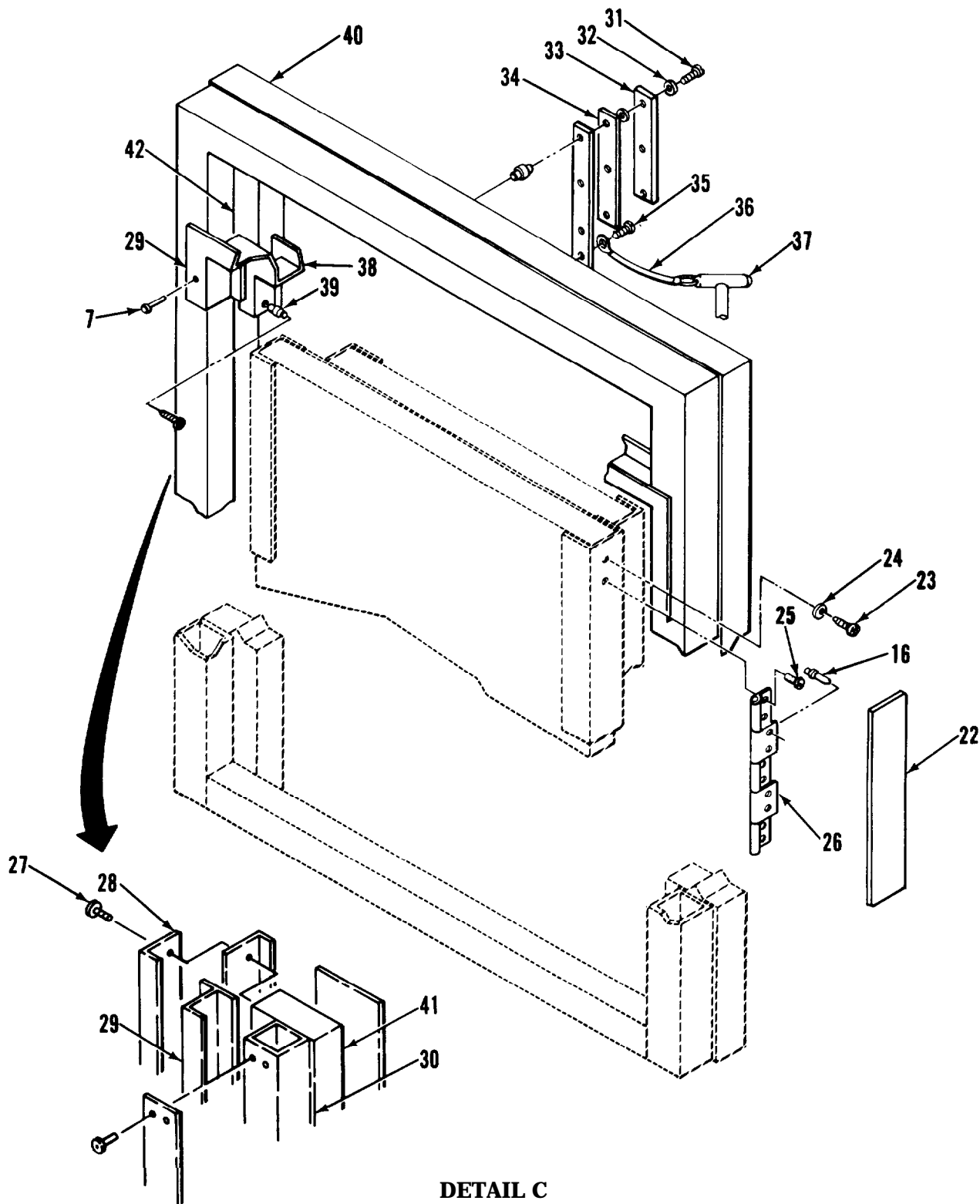
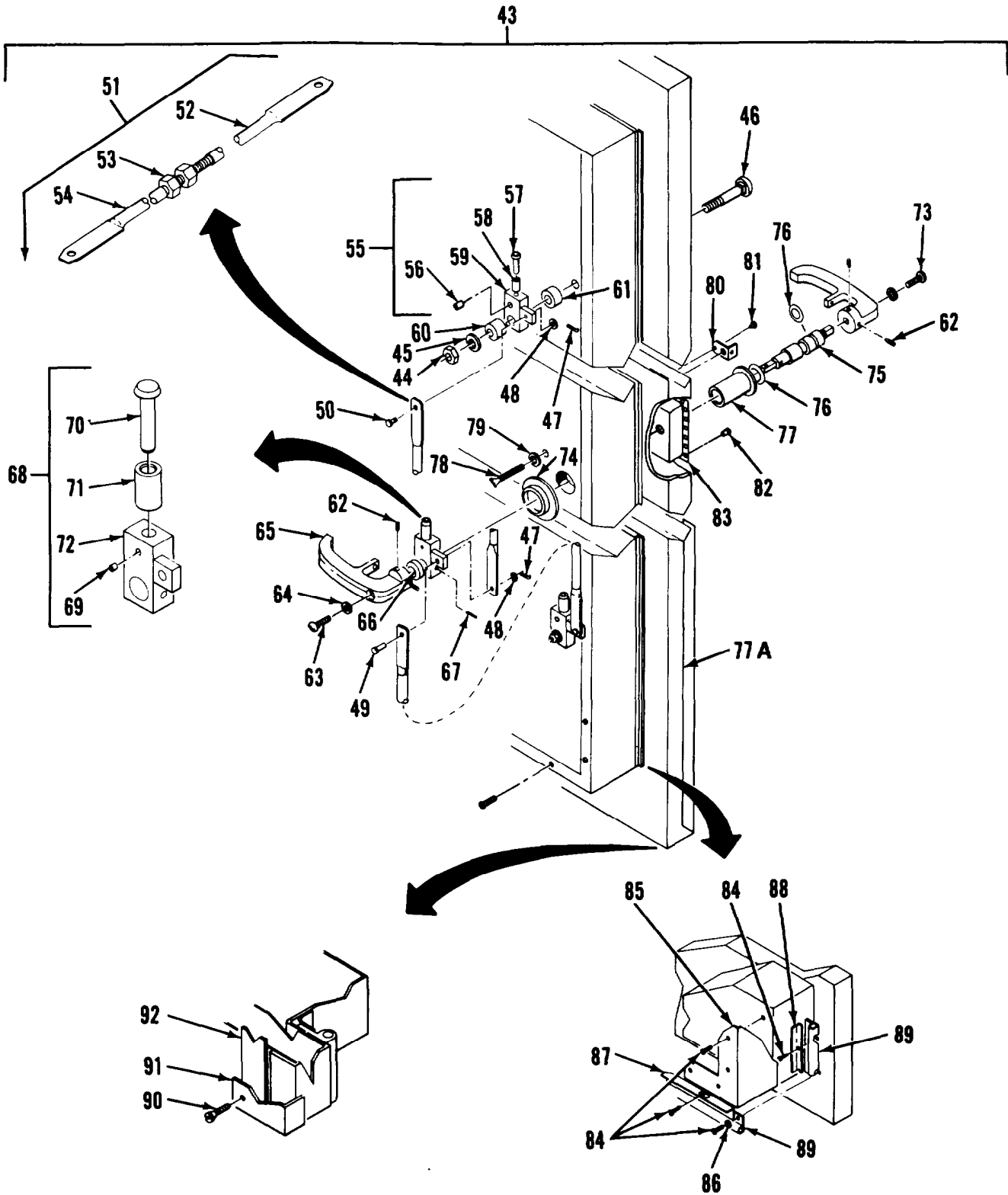


Figure 15. Personnel Door Assembly (Sheet 4 of 5)



DETAIL D

Figure 15. Personnel Door Assembly (Sheet 5 of 5)

SECTION II			TM 5-6675-317-24P			
(1)	(2)	(3)	(4)	(5)	(6)	
ITEM NO	SMR CODE	FSCM	PART NUMBER	DESCRIPTION AND USABLE ON CODES(UOC)	QTY	
GROUP 01 VAN BODY (ISO CONTAINER)						
FIG. 15 PERSONNEL DOOR ASSEMBLY						
1	XDFZZ	96906	MS20600-B6W3	RIVET	62	
2	XDFZZ	97403	13225E3823	GUTTER,DOOR	1	
3	XDFZZ	96906	MS20600-B6W4	RIVET	118	
4	XDFZZ	96906	MS20600-B6W1	RIVET	40	
5	XDFZZ	97403	13225E3781	STRIP,DOUBLER	2	
6	XDFZZ	97403	13225E3780	STRIP,FILLER	2	
7	XDFZZ	96906	MS20601-B6W4	RIVET	113	
8	XDFZZ	81349	M24243/1-A804	RIVET,BLIND	4	
9	XDFZZ	96906	MS20601-B8W4	RIVET	2	
10	XDFZZ	97403	13225E4263	REINFORCEMENT,DOOR	1	
11	XDFZZ	80621	NT8407CP	NUT,LOCK	8	
12	XDFZZ	96906	MS35751-75	BOLT,SQUARE NECK	8	
13	XDFZZ	96906	MS20600-B8W8	RIVET	53	
14	XDFZZ	96906	MS20600-B8W10	RIVET	35	
15	XDFZZ	97403	13225E4266	SHIM,STRIP	1	
16	XDFZZ	96906	MS20600-B6W5	RIVET	60	
17	XDFZZ	96906	MS20600-B8W5	RIVET	3	
18	XDFZZ	96906	MS20600-B8W3	RIVET	1	
19	XDFZZ	97403	13225E3759	SKIN,UPPER,DOOR	1	
20	XDFZZ	96906	MS51861-50	SCREW,PNH	4	
20A	XDFZZ	81349	M24243/6-A602H	RIVET	4	
21	XDFZZ	19220	5601-1/2	HOLDER,DOOR,HD,POS	1	
22	PAFZZ	74951	NX502B1-25	GASKET,INNER SEAL	20	
23	XDFZZ	96906	MS51861-35	SCREW,TAPPING,THD	153	
24	XDFZZ	96906	MS15795-8	WASHER,FLAT	2	
25	XDFZZ	96906	MS51861-47	SCREW,TAPPING,THD	58	
26	XDFZZ	97403	13225E3779	HINGE,DOOR,PERS	1	
27	XDFZZ	96906	MS51861-49	SCREW,PNH	104	
28	XDFZZ	97403	13225E3752	FRAME,INTERIM,DOOR	1	
29	XDFZZ	97403	13225E3751	FRAME,OUTER,DR,PERS	1	
30	XDFZZ	97403	13225E3722	FRAME,DOOR,PERS	1	
31	XDFZZ	96906	MS90725-10	SCREW,CAP,HEXAGON	6	
32	XDFZZ	96906	MS35338-44	WASHER,LOCK	6	
33	XDFZZ	97403	13225E4117	KEEPER	3	
34	XDFZZ	97403	13225E3153	SHIM	6	
35	XDFZZ	96906	MS51861-24	SCREW,TAPPING,THD	1	
36	XDFZZ	99862	CL-21-KA-7.0	CABLE ASSY	1	
37	XDFZZ	39428	98331A216	PIN,LOCATING,T-TYPE	1	
38	XDFZZ	97403	13225E3750	FRAME,INNER,DR,PERS	1	
39	XDFZZ	80205	NAS1330A4B151	NUT,CLINCH	6	
40	XDFZZ	97403	13225E3974	BEAM,DOOR FRAME	2	
41	XDFZZ	97403	13225E3784	BEAM,DOOR FRAME	1	
42	XDFZZ	97403	13225E3154	BEAM,DOOR FRAME	1	
43	XDFFF	97403	13225E3665	DOOR ASSY,SIDE PERS	1	
44	XDFZZ	96906	MS51922-49	NUT,SELF-LOCKING	2	
45	XDFZZ	97403	13225E4092	WASHER,FLAT	2	
46	XDFZZ	96906	MS35751-166	BOLT,SQUARE NECK	2	

SECTION II			TM5-6675-317-24P		
(1)	(2)	(3)	(4)	(5)	(6)
ITEM NO	SMR CODE	FSCM	PART NUMBER	DESCRIPTION AND USABLE ON CODES(UOC)	QTY
47	XDFZZ	96906	MS24665-285	PIN,COTTER	3
48	XDFZZ	88044	AN960-616	WASHER,FLAT	3
49	XDFZZ	96906	MS20392-5C23	PIN,STRAIGHT,HEADED	2
50	XDFZZ	96906	MS20392-5C33	PIN,STRAIGHT,HEADED	1
51	XDFFF	97403	13225E4093	ROD ASSY,LATCH,ADJ	2
52	XDFZZ	97403	13225E4373	ROD,LATCH	1
53	XDFZZ	96906	MS51967-14	NUT,HEX 1/2X13 UNC	1
54	XDFZZ	97403	13225E4372	ROD,MTHRD	1
55	XDFFF	97403	13225E4089-1	ARM ASSEMBLY,LATCH	1
56	XDFZZ	96906	MS171592	PIN,ROLL,3/16X.88	1
57	XDFZZ	97403	13225E4087	SHAFT.ROLLER	1
58	XDFZZ	97403	13225E4086	ROLLER,LATCH	1
59	XDFZZ	97403	13225E4088-101	ARM LATCH	1
60	XDFZZ	97403	13225E4091	SPACER	2
61	XDFZZ	97403	13225E3632	SPACER	2
62	PAFZZ	96906	MS16997-58	SCREW,CAP,SOCKET	4
63	PAFZZ	96906	MS35206-299	SCREW,MACHINE PNH	1
64	XDFZZ	96906	MS35338-45	WASHER,LOCK	2
65	XDFZZ	19220	15818	HANDLE,DOOR,PADLOCK	2
66	PBFZZ	97403	13225E4622	SPACER,SLEEVE	1
67	PAFZZ	96906	MS35674-41	PIN,GROOVED,HEADLESS	1
68	XDFFF	97403	13225E4089-2	ARM ASSEMBLY,LATCH	1
69	XDFZZ	96906	MS171592	PIN,ROLL,3/16X.88	1
70	XDFZZ	97403	13225E4087	SHAFT,ROLLER	1
71	XDFZZ	97403	13225E4086	ROLLER,LATCH	1
72	XDFZZ	97403	13225E4088-102	ARM,LATCH	1
73	XDFZZ	97403	13225E3665-43	SCREW,MACHINE	1
74	XDFZZ	97403	13225E4090	NUT,BEARING SLEEVE	1
75	XDFZZ	97403	13225E3802	SHAFT,HANDLE	1
76	PAFZZ	96906	MS29513-115	PACKING,PREFORMED	1
77	XDFZZ	97403	13225E3804	SLEEVE,HANDLE SHAFT BEARING	1
77A	XDFZZ	97403	13225E3152-1	DOOR	1
78	XDFZZ	97403	13225E3805	THUMBSCREW	1
79	XDFZZ	96906	MS27183-12	WASHER,FLAT	1
80	XDFZZ	97403	13225E3803	HASP ASSEMBLY	1
81	XDFZZ	96906	MS20470-A2-4	RIVET	1
82	XDFZZ	96906	MS51861-45	SCREW,TAPPING,THD	24
83	XDOZZ	97403	13225E3346	FRAME,RECESSED, DOOR HANDLE	1
84	XDFZZ	96906	MS51861-35	SCREW,TAPPING,THD	133
85	XDFZZ	97403	13225E3625	FRAME, INNER DOOR	1
86	XDFZZ	96906	MS15795-8	WASHER,FLAT	4
87	XDFZZ	97403	13225E3818-2	PLATE,SEAL COVER	2
88	XDFZZ	97403	13225E3818-1	PLATE,SEAL COVER	2
89	PAFZZ	74951	NX502B1-25	GASKET,INNER SEAL	18
90	XDFZZ	96906	MS51861-47	SCREW,TAPPING,THD	23
91	XDFZZ	97403	13225E3665-4	BRACE,1-1/2X1/8 THK	1
92	XDFZZ	97403	13225E3665-5	PLATE,FLOOR, .063 THK	1

END OF FIGURE

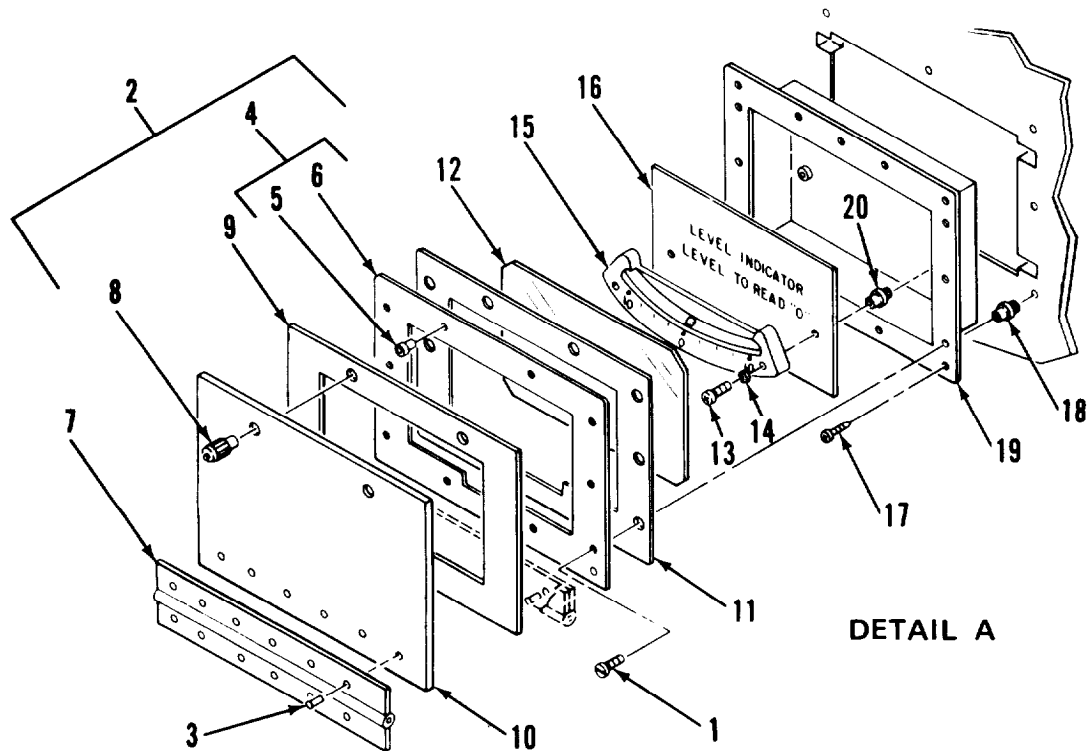
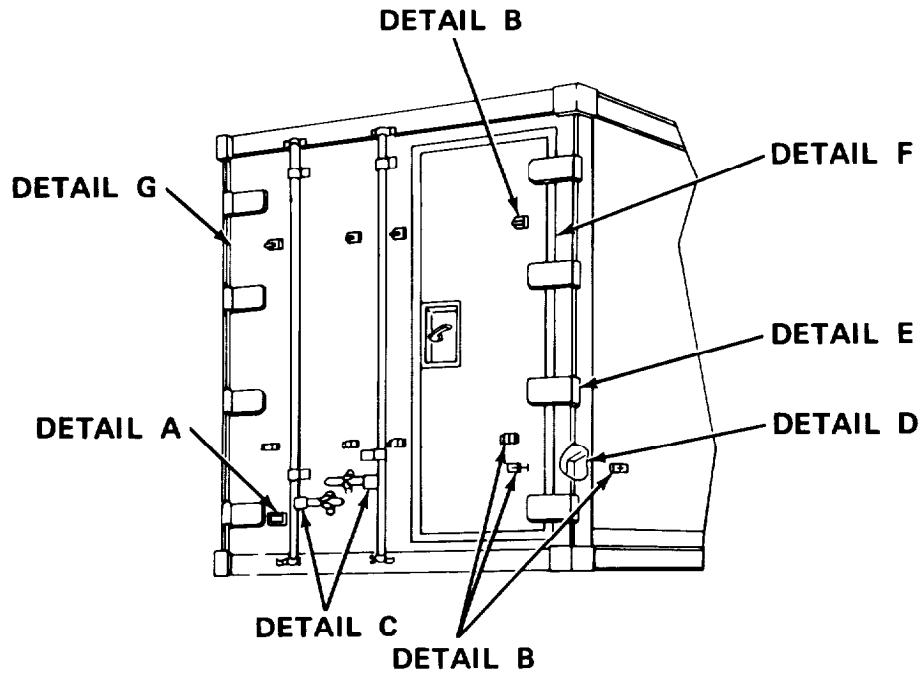
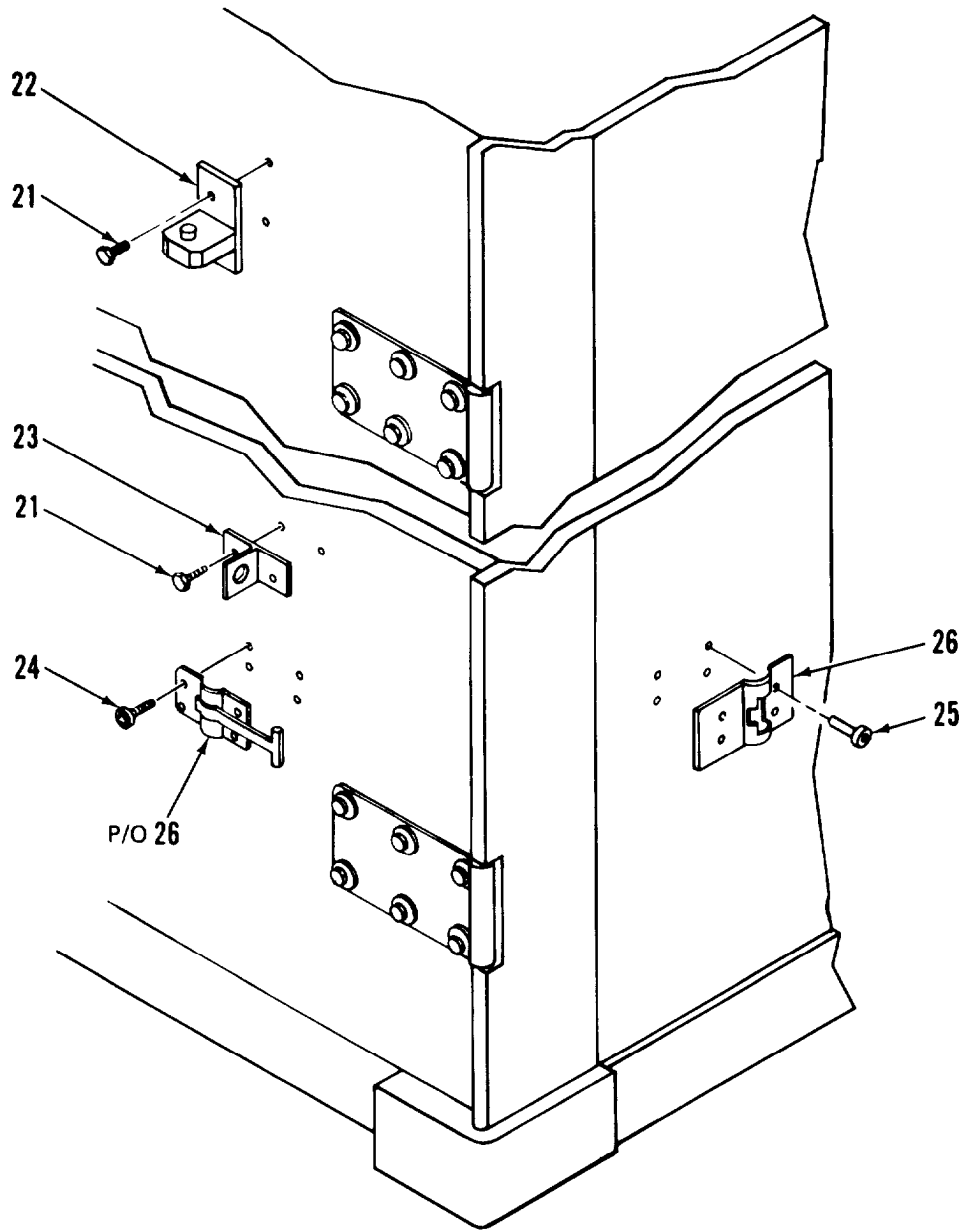


Figure 16. Cargo Door Assembly (Sheet 1 of 6)



DETAIL B

Figure 16. Cargo Door Assembly (Sheet 2 of 6)

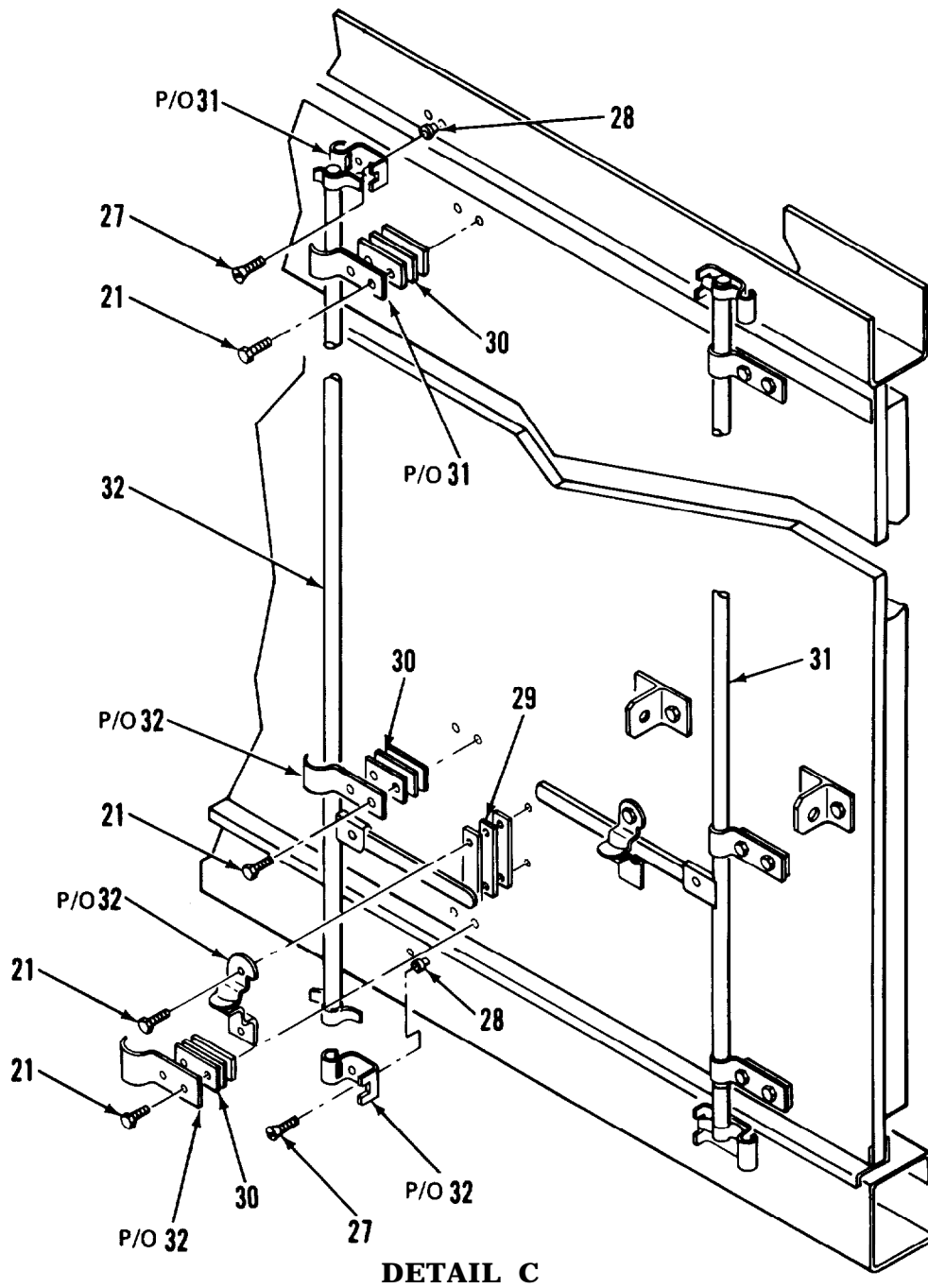

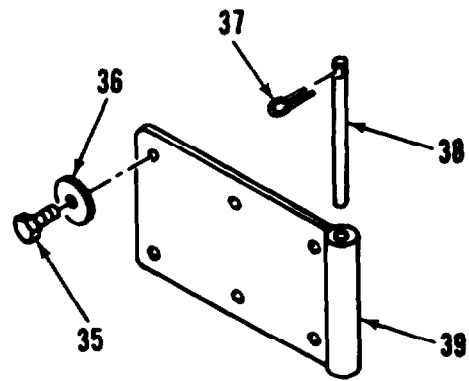


Figure 16. Cargo Door Assembly (Sheet 3 of 6)

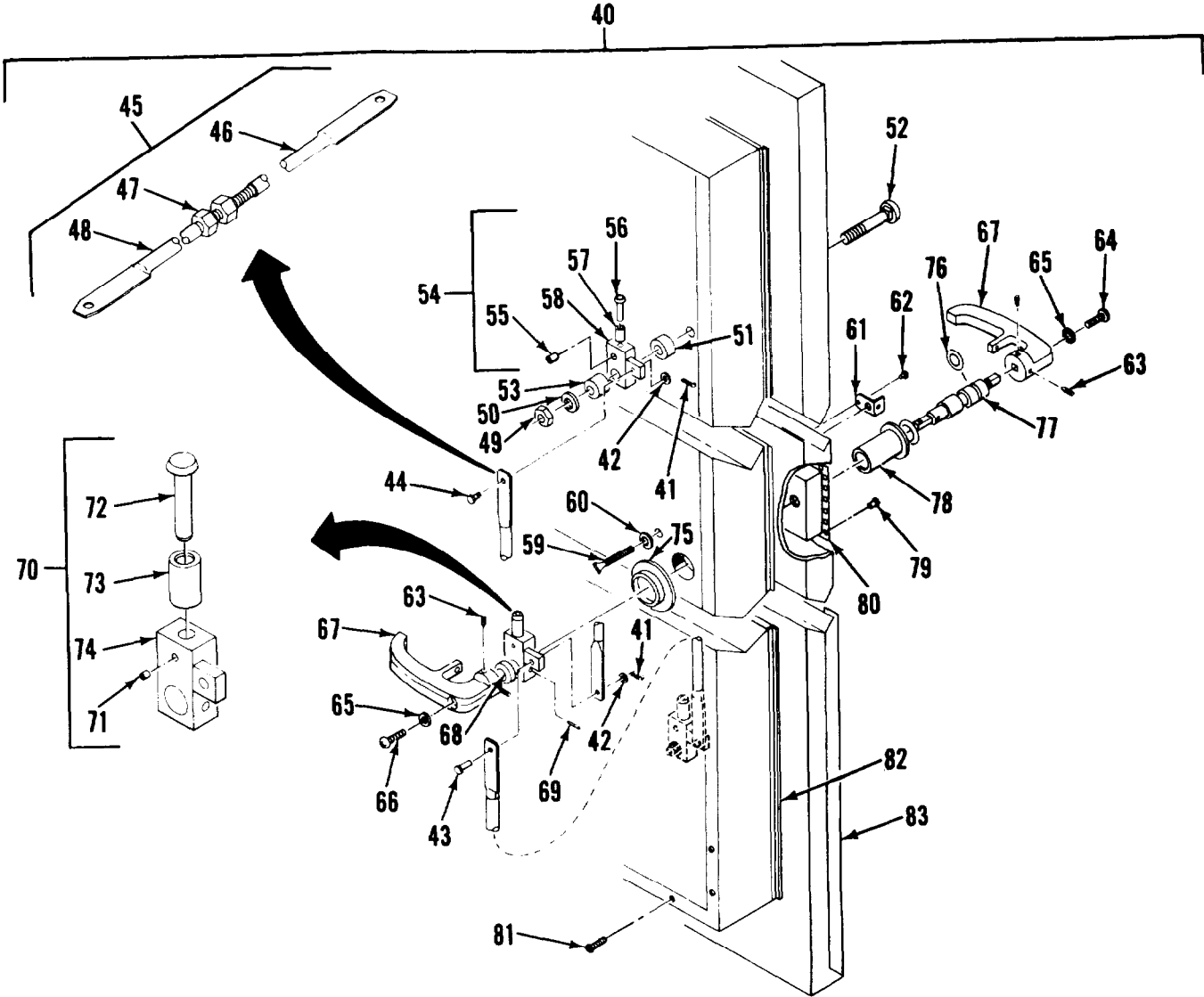


DETAIL D



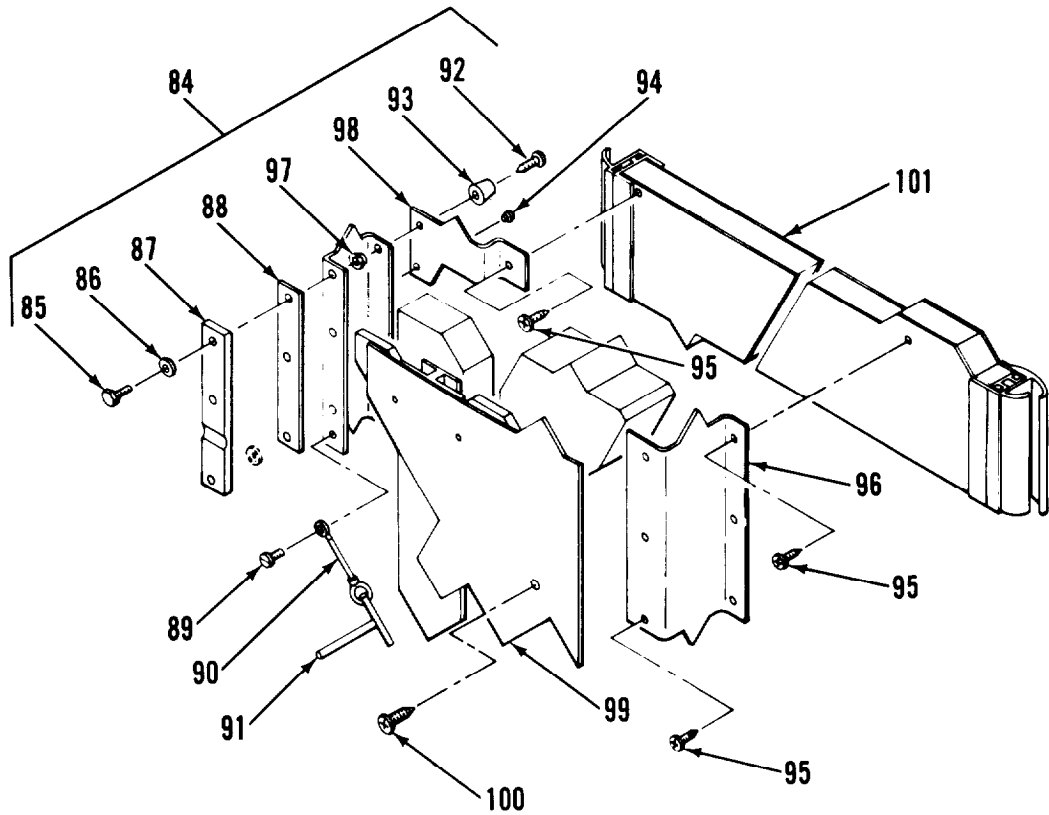
DETAIL E

Figure 16. Cargo Door Assembly (Sheet 4 of 6)



DETAIL F

Figure 16. Cargo Door Assembly (Sheet 5 of 6)



DETAIL G

Figure 16. Cargo Door Assembly (Sheet 6 of 6)

SECTION II			TM5-6675-317-24P			
(1)	(2)	(3)	(4)	(5)	(6)	
ITEM	SMR	FSCM	PART	DESCRIPTION AN0	USABLE ON CODES(UOC)	QTY
NO	CODE		NUMBER			
GROUP 01 VAN BODY (ISO CONTAINER)						
FIG. 16 CARGO DOOR ASSEMBLY						
1	XDOZZ	96906	MS24693-S51	SCREW,MACHINE		6
2	XDOZZ	97403	13225E4644	COVER ASSY,LVL IND		1
3	XDOZZ	96906	MS20426AD4-6	RIVET,SOLID		12
4	XDOZZ	97403	13225E3295	PLATE,ASSY,COVER		1
5	XDOZZ	80205	NAS1330A06K161	NUT,CLINCH		2
6	XDOZZ	97403	13225E3295-1	PLATE,COVER		1
7	XDOZZ	39428	1581A39	HINGE,ACCESS DOOR		1
8	XDOZZ	94222	47-63-201-50	SCREW,CAPTIVATED		2
9	XDOZZ	82942	G-231-N 1/8 THK	GASKET		48
10	XDOZZ	97403	13225E4644-1	COVER,LVL IND		1
11	PBOZZ	97403	13225E3293	GASKET		1
12	XDOZZ	97403	13225E3292	WINDOW,LEVEL IND		1
13	XDOZZ	96906	MS35206-249	SCREW,MACHINE		2
14	XDOZZ	96906	MS35338-42	WASHER,LOCK		2
15	XDOZZ	50926	1017	INDICATOR,BALL BANK		1
16	XDOZZ	97403	13225E3294	PLATE,IDENT		1
17	XDOZZ	96906	MS51862-36	SCREW,COUNTERSUNK		8
18	XDOZZ	80205	NAS1329A08K120	NUT,PLAIN,BLIND RVT		8
19	XDOZZ	97403	13225E3289	HOUSING ASSY LVL IND		1
20	XDOZZ	80205	NAS1330A08-106	NUT,PLAIN,BLIND RVT		2
21	XDOZZ	96906	MS16992-541	BOLT,LAG,HEX HD		8
22	XDOZZ	97403	13225E3757	BRACKET,MTG LADDER		4
23	XDOZZ	97403	13225E3075	BRACKET,LADDER MTG		4
24	XDOZZ	96906	MS51861-50	SCREW,PNH		4
25	XDOZZ	96906	MS20600-B8W3	RIVET		4
26	XDOZZ	19220	5601-1/2	DOOR HOLDER		1
27	XDOZZ	96906	MS35190-319	SCREW,MACHINE		8
28	XDOZZ	80205	NAS1330C6KB296	NUT,CLINCH		12
29	XDOZZ	97403	13225E3871	SHIM		15
30	XDOZZ	97403	13225E3872	SHIM		30
31	XDOZZ	97403	13225E3691	LATCH,REAR DOOR,R		1
32	XDOZZ	97403	13225E3712	LATCH,REAR DOOR,L		1
33	XDOZZ	96906	MS51861-47	SCREW,TAPPING,THD		6
34	XDOZZ	70485	1599	BUMPER,RUBBER		6
35	XDOZZ	96906	MS16992-708	BOLT,LAG,HEX HD		48
36	XDOZZ	96906	MS27183-19	WASHER,FLAT		24
37	XDOZZ	96906	MS171470	PIN,SPRING		12
38	XDOZZ	97403	13225E3986	PIN,HINGE		8
39	XDOZZ	14109	D-CE3778	HINGE,HALF		8
40	XDFFF	97403	13225E3406	DOOR ASSY,REAR PERS		1
41	XDFZZ	96906	MS24665-291	PIN,COTTER		3
42	XDFZZ	88044	AN960-616	WASHER,FLAT		3
43	XDFZZ	96906	MS20392-5C33	PIN,STRAIGHT,HEADED		1
44	XDFZZ	96906	MS20392-5C23	PIN,STRAIGHT,HEADED		2
45	XDFZZ	97403	13225E4093	ROD ASSY,LATCH, ADJ		2
46	XDFZZ	97403	13225E4373	ROD,LATCH		1
47	XDFZZ	96906	MS5197-14	NUT,HEX 1/2X13UNC		1

SECTION II			TM5-6675-317-24P			
(1)	(2)	(3)	(4)		(5)	(6)
ITEM	SMR		PART			
NO	CODE	FSCM	NUMBER		DESCRIPTION AND USABLE ON CODES(UOC)	QTY
48	XDFZZ	97403	13225E4372		ROD,MTHRD	1
49	XDFZZ	96906	MS51922-49		NUT,SELF-LOCKING	2
50	XDFZZ	97403	13225E4092		WASHER,FLAT	2
51	XDFZZ	97403	13225E3632		SPACER ALUMINUM ALLOY	2
52	XDFZZ	96906	MS90725-178		SCREW,CAP,HEXAGON	2
53	XDFZZ	97403	13225E4091		SPACER	2
54	XDFFF	97403	13225E4089-1		ARM ASSEMBLY,LATCH	2
55	XDFZZ	96906	MS171592		PIN,ROLL	1
56	XDFZZ	97403	13225E4087		SHAFT,ROLLER	1
57	XDFZZ	97403	13225E4086		ROLLER,LATCH	1
58	XDFZZ	97403	13225E4088-101		ARM LATCH	1
59	XDFZZ	97403	13225E3805		THUMBSCREW	1
60	XDFZZ	96906	MS27183-12		WASHER,FLAT	1
61	XDFZZ	97403	13225E3803		HASP ASSEMBLY	1
62	XDFZZ	39428	97482A105		RIVET,RDH	1
63	PBFZZ	96906	MS16997-58		SCREW,CAP,SOCKET HD	4
64	XDFZZ	96906	MS35206-298		SCREW,MACHINE	1
65	XDFZZ	96906	MS35338-45		WASHER,LOCK	2
66	XDFZZ	96906	MS35206-299		SCREW,MACHINE	1
67	XDFZZ	19220	15818		HANDLE	2
68	PBFZZ	97403	13225E4622		SPACER,SLEEVE	1
69	PAFZZ	96906	MS35674-41		PIN,GROOVED,HEADLESS	1
70	XDFFF	97403	13225E4089-2		ARM ASSEMBLY,LATCH	1
71	XDFZZ	96906	MS171592		PIN,ROLL	1
72	XDFZZ	97403	13225E4087		SHAFT,ROLLER	1
73	XDFZZ	97403	13225E4086		ROLLER,LATCH	1
74	XDFZZ	97403	13225E4088-102		ARM,LATCH	1
75	XDFZZ	97403	13225E4090		NUT,BEARING SLEEVE	1
76	PAFZZ	96906	MS29513-115		PACKING,PREFORMED	1
77	XDFZZ	97403	13225E3802		SHAFT,HANDLE	1
78	XDFZZ	97403	13225E3804		SLEEVE,HDL SFT BRG	1
79	XDFZZ	96906	MS51861-45		SCREW,TAPPING,THD	24
80	XDFZZ	97403	13225E3346		FRAME,REC,DOOR HDL	1
81	XDFZZ	96906	MS51861-35		SCREW,TAPPING,THD	143
82	XDFZZ	97403	13225E3747		FRAME,INNER DOOR	1
83	XDFZZ	97403	13225E3151		DOOR	1
84	XDFFF	97403	13225E3405		DOOR ASSY,REAR LOG	1
85	XDFZZ	96906	MS90725-10		SCREW,CAP,HEXAGON	6
86	XDFZZ	96906	MS35338-44		WASHER,LOCK	6
87	XDFZZ	97403	13225E4117		KEEPER	3
88	XDFZZ	97403	13225E3153		SHIM	3
89	XDFZZ	96906	MS51861-24		SCREW,TAPPING,THD	1
90	XDFZZ	99862	CL-21-KA-7.0		CABLE ASSY	1
91	XDFZZ	39428	98331A216		PIN,LOCATING,T-TYPE	1
92	XDFZZ	96906	MS51861-47		SCREW,TAPPING,THO	2
93	XDFZZ	70485	1599		BUMPER,RUBBER	2
94	XDFZZ	81349	M24243/1-A403		RIVET,BLIND	88
95	XDFZZ	96906	MS51861-22		SCREW,TAPPING,THD	170
96	XDFZZ	97403	13225E3748		FRAME ASSY,INNER DR	1
97	XDFZZ	80205	NAS1330A4-211		NUT,CLINCH	6
98	XDFZZ	97403	13225E3812		PLATE,CLOSURE	1
99	XDFZZ	97403	13225E3820		PANEL ASSY,INTR DR	1

SECTION II			TM5-6675-317-24P		
(1)	(2)	(3)	(4)	(5)	(6)
ITEM	SMR	FSCM	PART	DESCRIPTION AND USABLE ON CODES(UOC)	QTY
NO	CODE		NUMBER		
100	XDFZZ	96906	MS51861-37	SCREW,TAPPING,THD	62
101	XDFZZ	97403	13225E3152-3	DOOR	1

END OF FIGURE

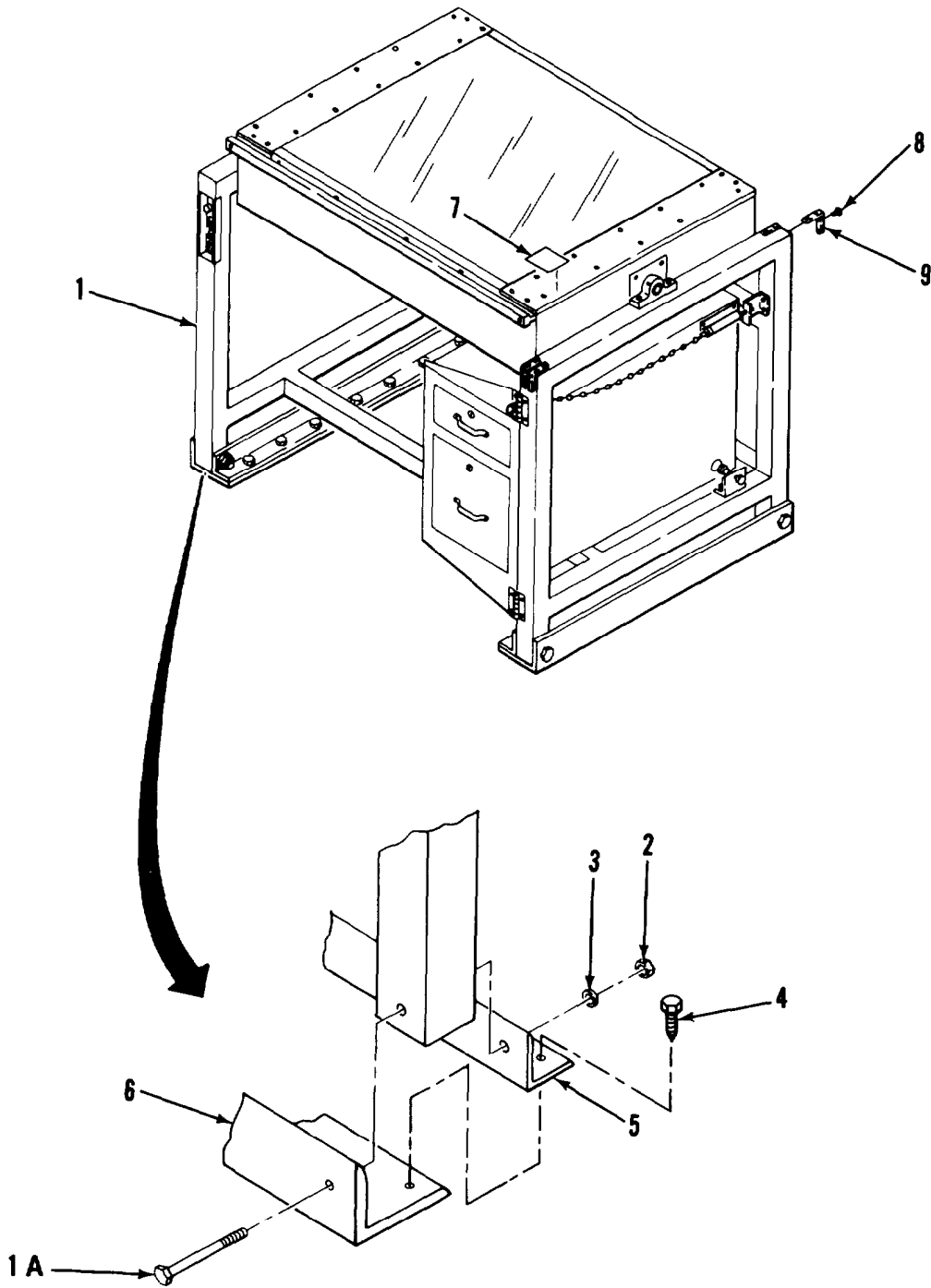


Figure 17. Drafting, Scribing Tracing Table Mounting

SECTION II			TM5-6675-317-24P		
(1)	(2)	(3)	(4)	(5)	(6)
ITEM NO	SMR CODE	FSCM	PART NUMBER	DESCRIPTION AND USABLE ON CODES(UOC)	QTY
				GROUP 02 DRAFT ING, SCRIBING,TRACING TABLE	
				FIG. 17 DRAFTING,SCRIBING,TRACING TABLE MOUNTING	
1	XDOZZ	97403	13225E3669	LIGHT TABLE ASSY DRAFTING	1
1A	XDOZZ	96906	MS35206-354	BOLT,MACH,HEX HD	4
2	XDOZZ	96906	MS35649-2312	NUT,PLAIN,HEXAGON	4
3	XDOZZ	96906	MS35338-45	WASHER,LOCK,SPRING, HELICAL	4
4	XDOZZ	96906	MS16992-522	BOLT,LAG,HEX HD	24
5	XDOZZ	97403	13225E3582	BRACKET,MOUNTING	2
6	XDOZZ	97403	13225E3581	BRACKET,MOUNTING	2
7	XDOZZ	97403	13225E4514	DECAL,DRAFTING,TBL	2
8	XDOZZ	96906	MS51861-16	SCREW,TAPPING,PNH	16
9	XDOZZ	07393	6905	BUMPER,RUBBER	4

END OF FIGURE

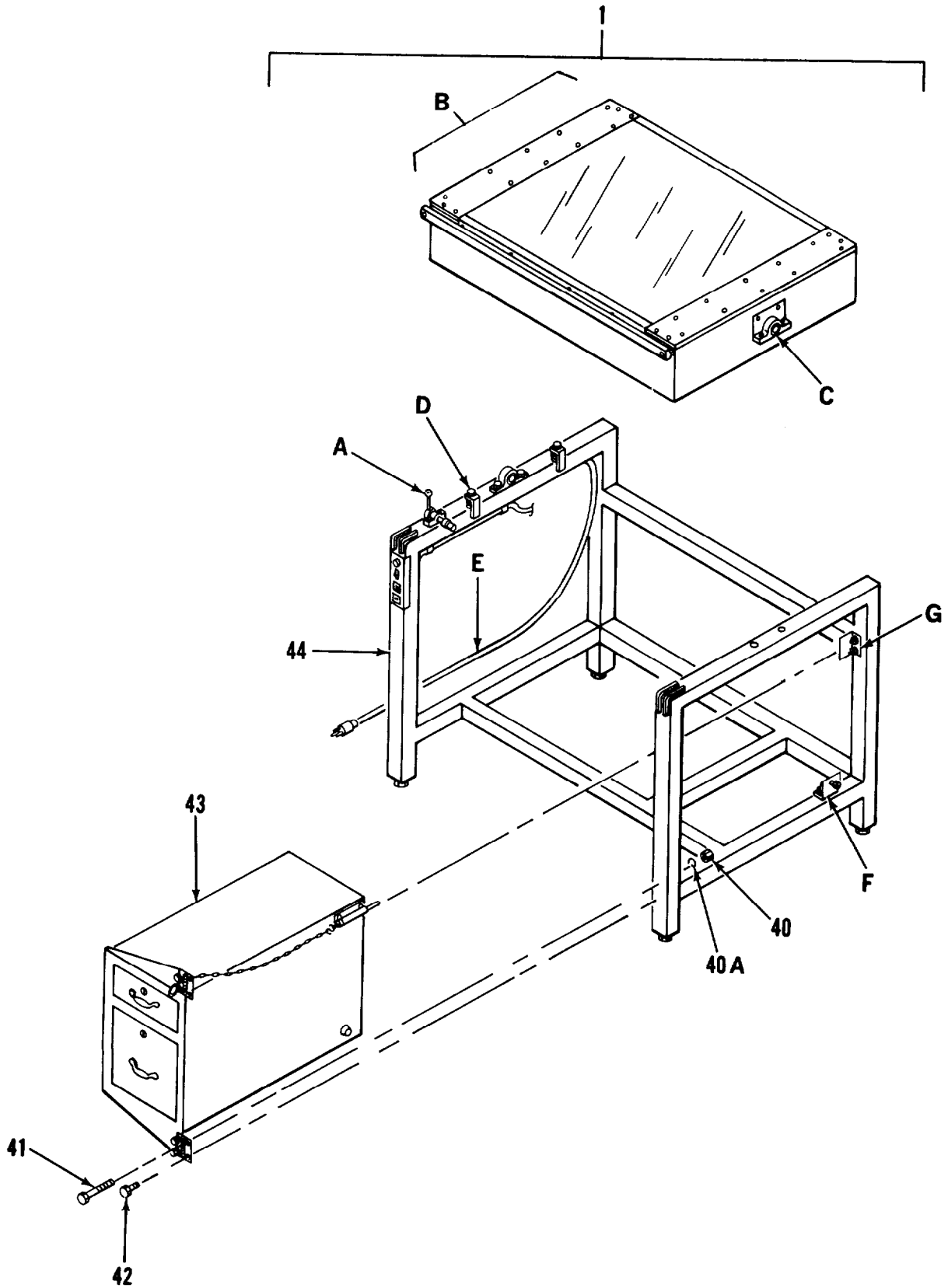
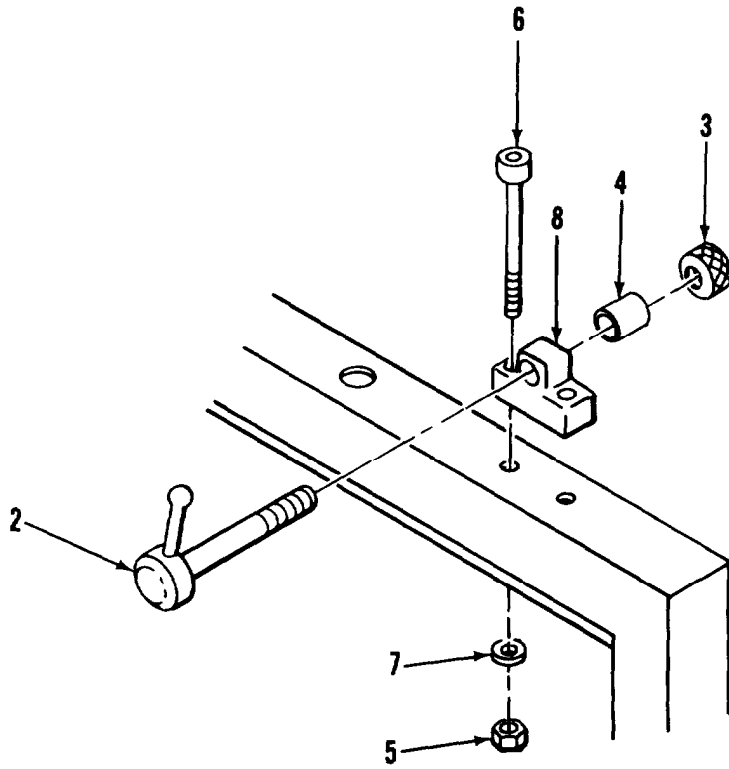
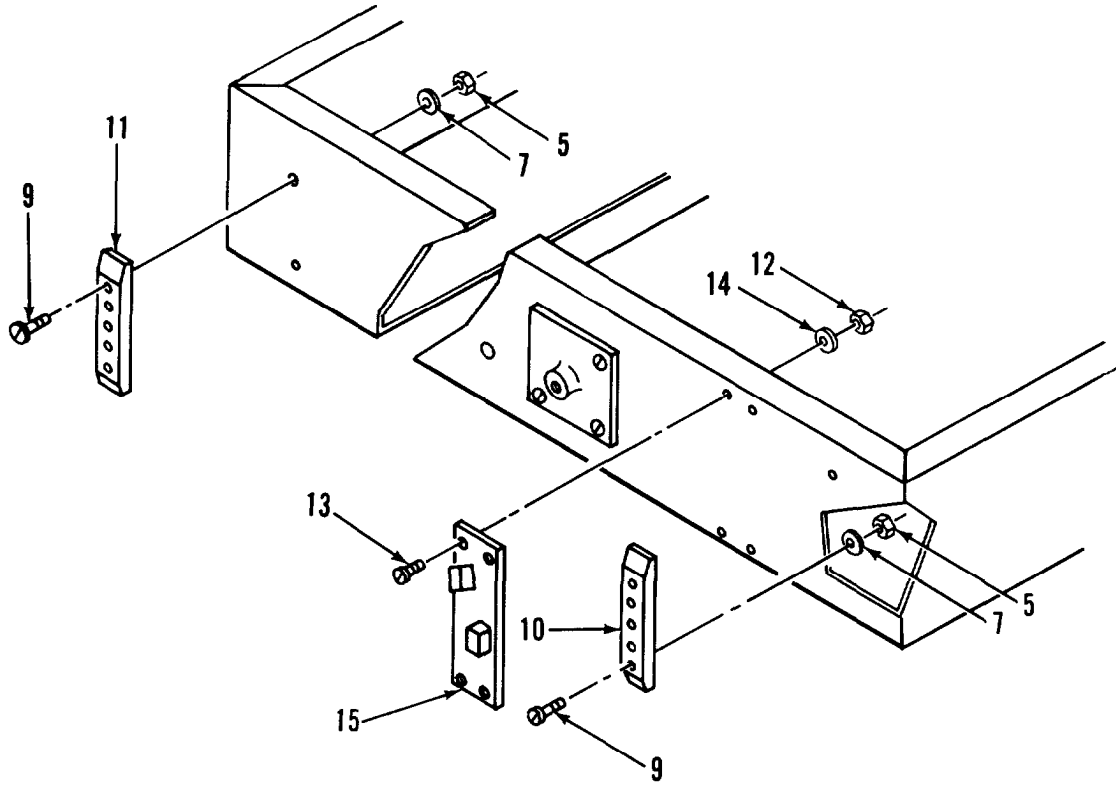


Figure 18. Drafting Light Table Assembly (Sheet 1 of 8)



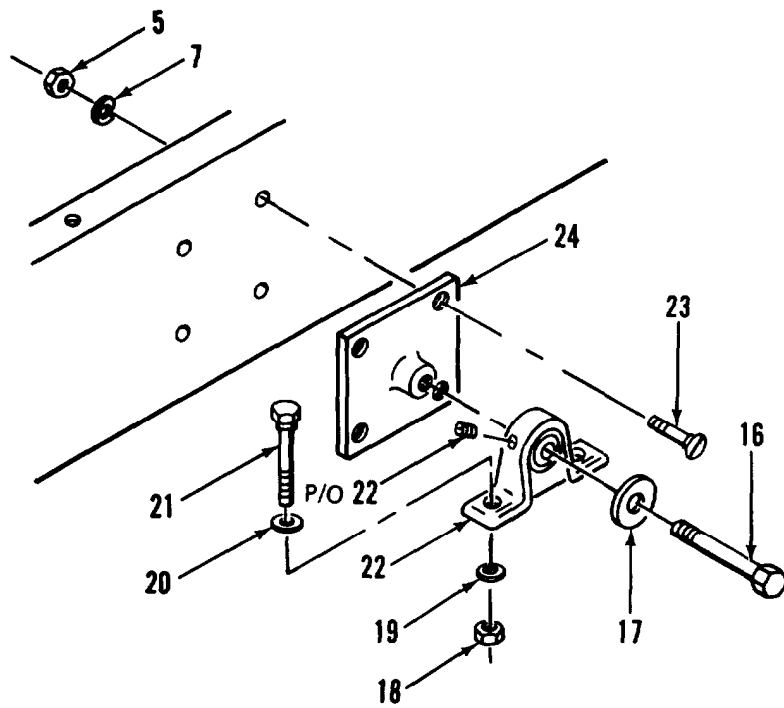
DETAIL A

Figure 18. Drafting Light Table Assembly (Sheet 2 of 8)



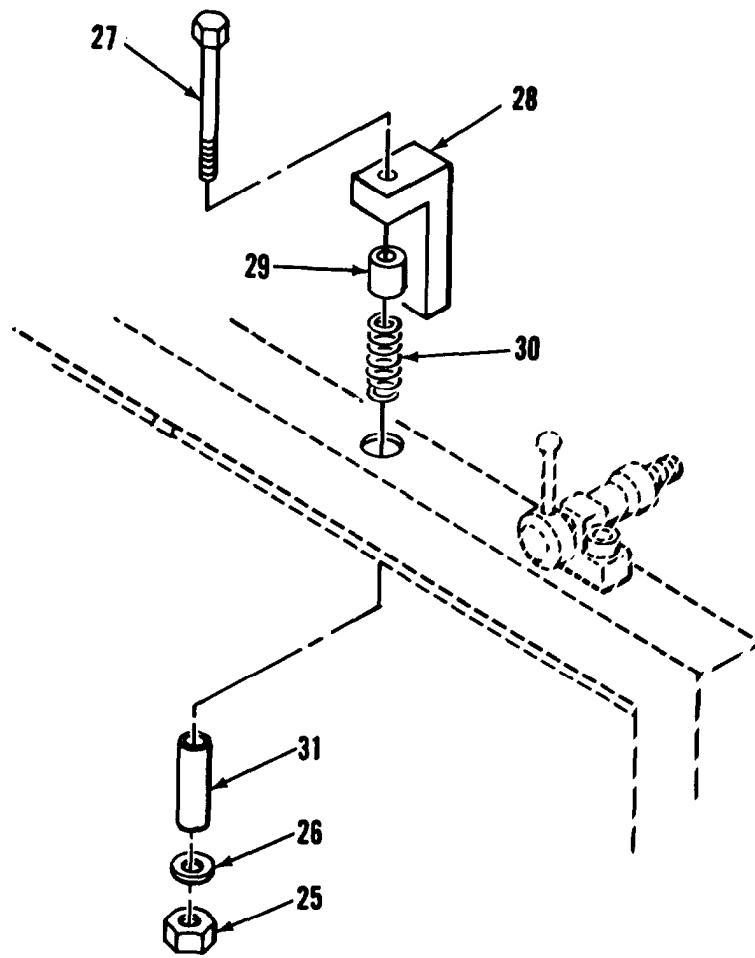
DETAIL B

Figure 18. Drafting Light Table Assembly (Sheet 3 of 8)



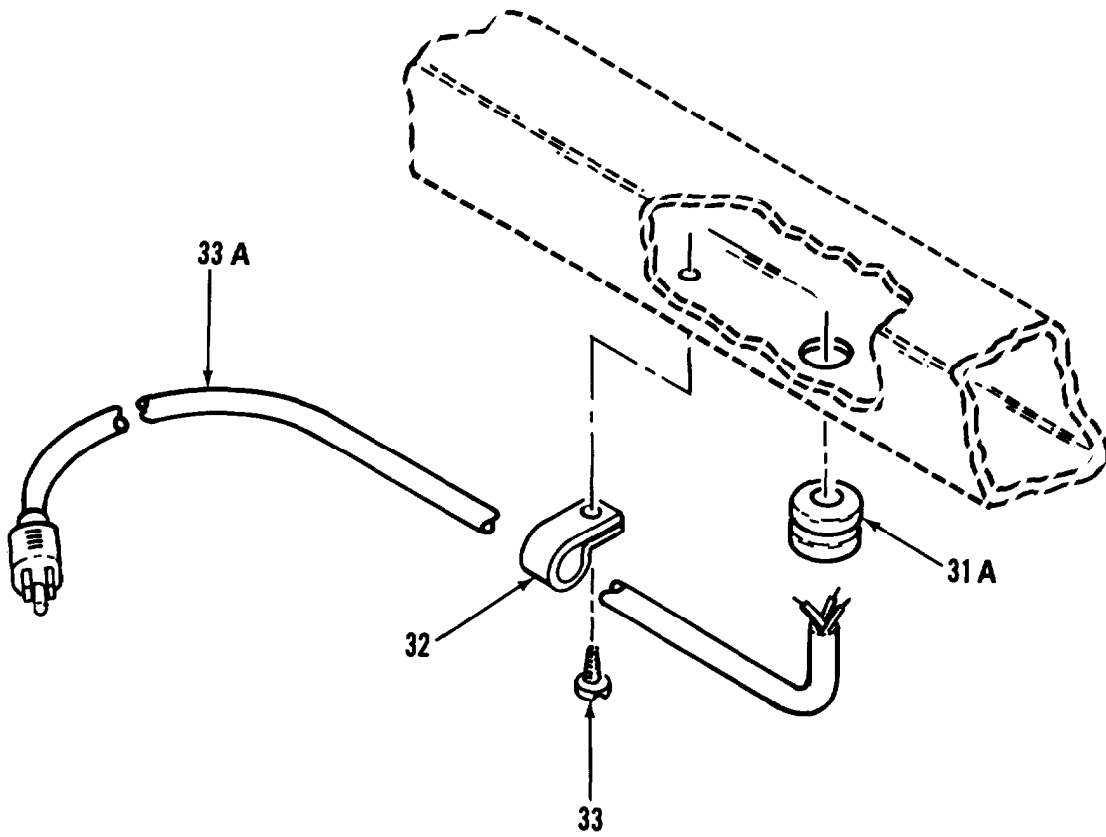
DETAIL C

Figure 18. Drafting Light Table Assembly (Sheet 4 of 8)



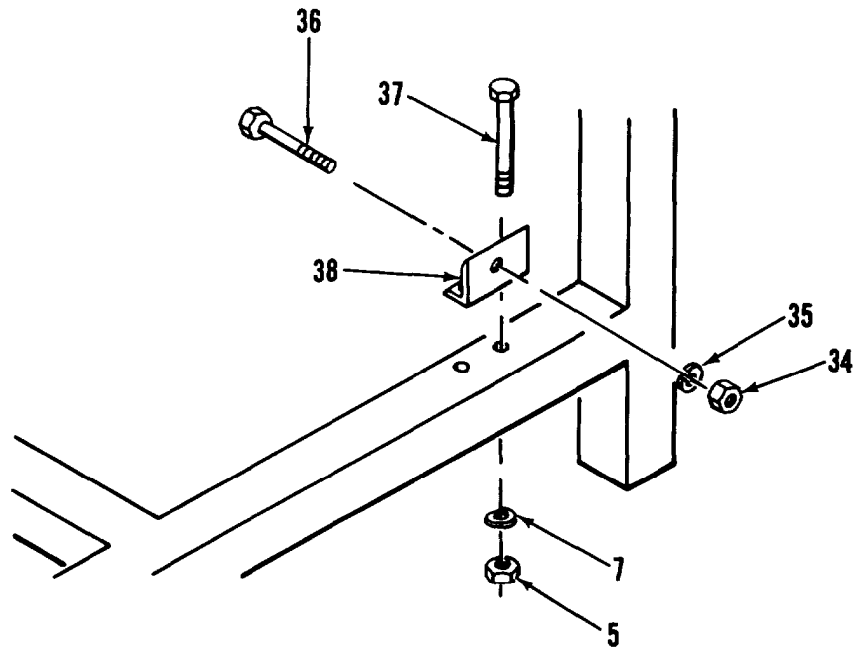
DETAIL D

Figure 18. Drafting Light Table Assembly (Sheet 5 of 8)



DETAIL E

Figure 18. Drafting Light Table Assembly (Sheet 6 of 8)



DETAIL F

Figure 18. Drafting Light Table Assembly (Sheet 7 of 8)

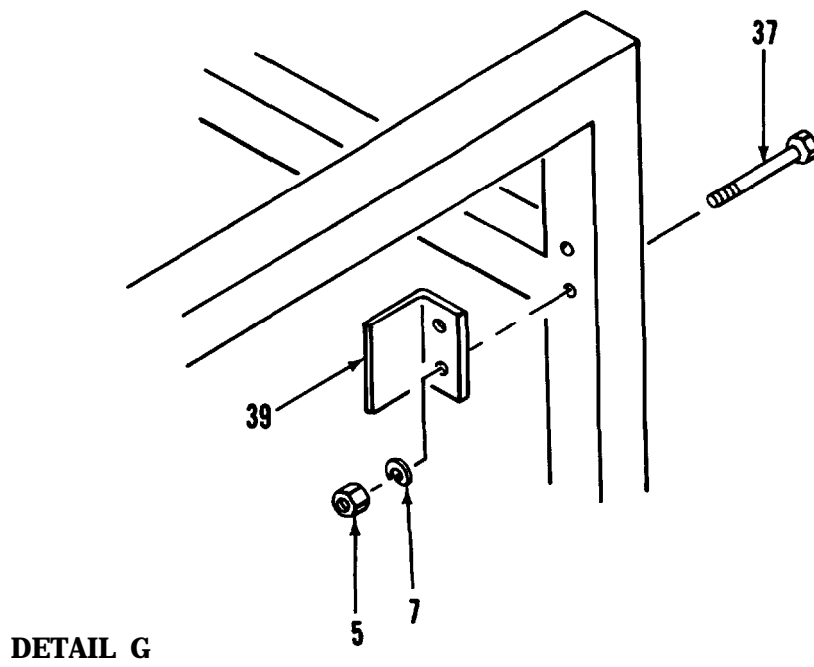


Figure 18. Drafting Light Table Assembly (Sheet 8 of 8)

SECTION II

TM5-6675-317-24P

(1) ITEM NO	(2) SMR CODE	(3) FSCM	(4) PART NUMBER	(5) DESCRIPTION AND USABLE ON CODES(UOC)	(6) QTY
GROUP 02 DRAFTING,SCRIBING,TRACING TABLE					
FIG. 18 DRAFTING LIGHT TABLE ASSEMBLY					
1	PFO00	33363	99-9933	TABLE,DRAFTING, SCRIBING,TRACING	1
2	XDOZZ	98698	965474	SCREW,KNURL HD	1
3	XDOZZ	98698	948864	NUT,KNURL	1
4	XDOZZ	98698	26579	SLEEVE,TILT LOCK	1
5	XDOZZ	98698	948935	NUT,HEX,1/4-20	2
6	XDOZZ	98698	966092	SCREW,CAP,SCH	2
7	XDOZZ	98698	994134	WASHER,FLAT 1/4	13
8	XDOZZ	98698	26577	BLOCK,TILT LOCK	1
9	XDOZZ	96906	MS51959-82	SCREW,MACHINE	4
10	XDOZZ	98698	26575	PLATE,TILT LOCK	1
11	XDOZZ	98698	26576	PLATE,TILT LOCK	1
12	XDOZZ	96906	MS35649-282	NUT,PLAIN,HEXAGON	4
13	XDOZZ	96906	MS51959-46	SCREW,MACHINE	4
14	XDOZZ	98698	994042	WASHER, LOCK	4
15	XDOZZ	98698	26566	PLATE,LIMIT CONTROL	1
16	XDOZZ	98698	966076	SCREW,HEX	2
17	XDOZZ	98698	994005	WASHER,FLAT	2
18	XDFZZ	98698	948939	NUT,HEX,3/8-16NC	4
19	XDFZZ	98698	994130	WASHER,LOC K	8
20	XDOZZ	98698	994023	WASHER,FLAT	6
21	XDFZZ	98698	966091	SCREW,HEX HD	4
22	XDOZZ	98698	952523	BLOCK,PILLOW	2
23	XDOZZ	96906	MS51959-81	SCREW,MACHINE	8
24	XDOZZ	98698	26570	TRUNNION	2
25	XDOZZ	98698	948936	NUT,HEX,1/4-28	2
26	XDOZZ	96906	MS27183-12	WASHER,FLAT	2
27	XDOZZ	98698	965512	SCREW,HEX HD	2
28	PFOZZ	98698	26567	SAFETY STOP	2
29	XDOZZ	98698	903625	BEARING	2
30	XDOZZ	98698	26569	SPRING,MOD	2
31	XDOZZ	98698	26568	SLEEVE,SAFETY STOP	2
31A	XDOZZ	98698	910523	STRAIN RELIEF	1
32	XDOZZ	98698	919640	CLAMP,CABLE	5
33	XDOZZ	98698	965234	SCREW,BDGH	4
33A	XDOZZ	98698	921835	POWER CORD	1
34	XDOZZ	98698	948964	NUT,JAM,3/8-24	2
35	XDOZZ	96906	MS35338-46	WASHER,LOCK	1
36	XDOZZ	98698	26598	SCREW,MOD	1
37	XDOZZ	98698	965509	SCREW,HEX HD 1/4-20X2 1/2	4
38	XDOZZ	98698	26597	ANGLE,BUMPER	1
39	XDOZZ	98698	26571	ANGLE,CABINET LOCK	1
40	XDOZZ	96906	MS35649-2252	NUT,PLAIN,HEXAGON	8
40A	XDOZZ	96906	MS35338-44	WASHER,LOCK	8
41	XDOZZ	96906	MS90725-16	BOLT,HEX HD	3
42	XDOZZ	96906	MS90725-5	SCREW,CAP,HEXAGON	5

SECTION II			TM5-6675-317-24P		
(1)	(2)	(3)	(4)	(5)	(6)
ITEM	SMR		PART		
NO	CODE	FSCM	NUMBER	DESCRIPTION AND USABLE ON CODES(UOC)	QTY
43	XDOZZ	98698	26589	CABINET	1
44	XDOZZ	98698	26560	FRAME ASSEMBLY	1

END OF FIGURE

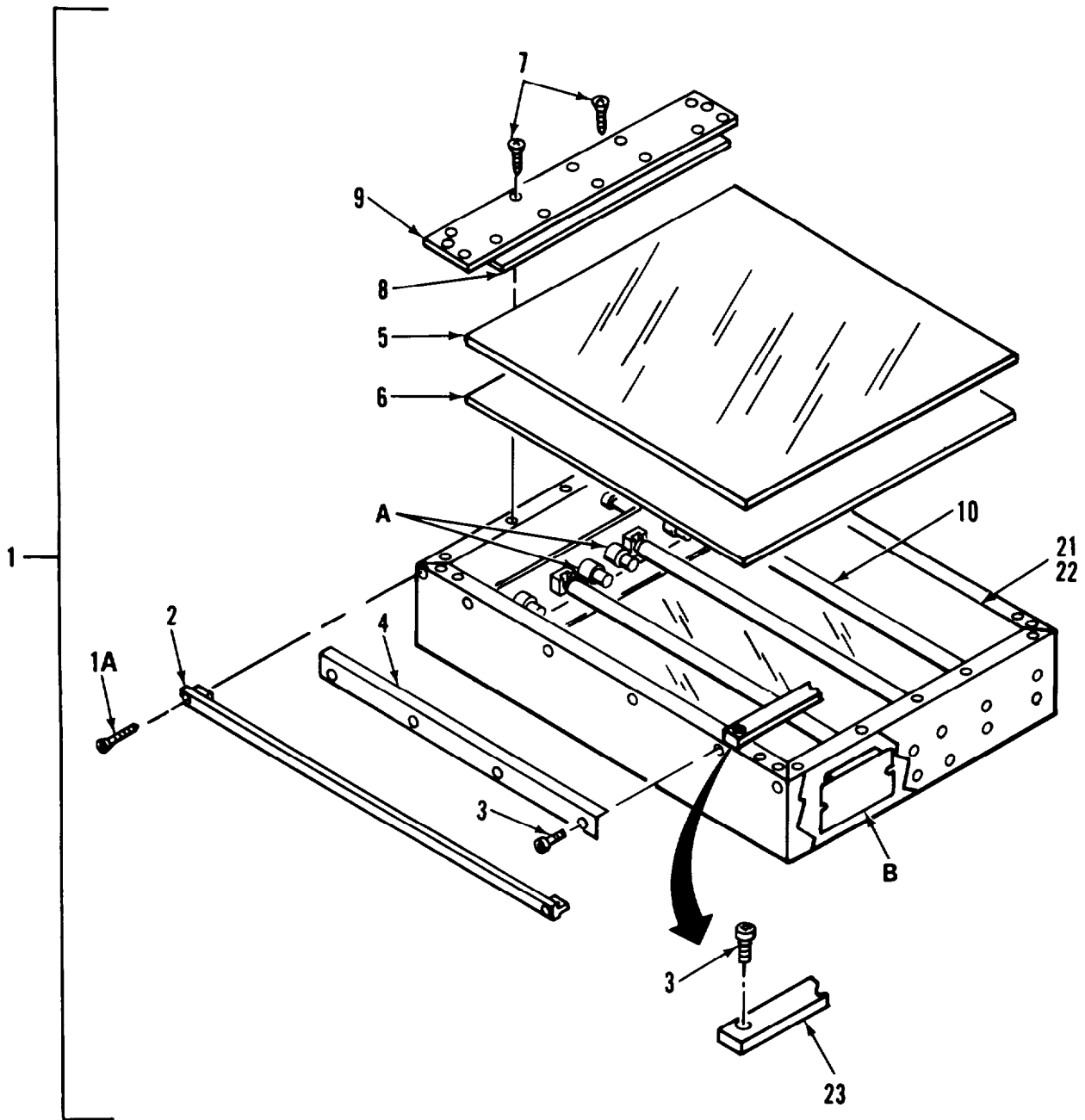


Figure 19. Table Top Assembly (Sheet 1 of 3)

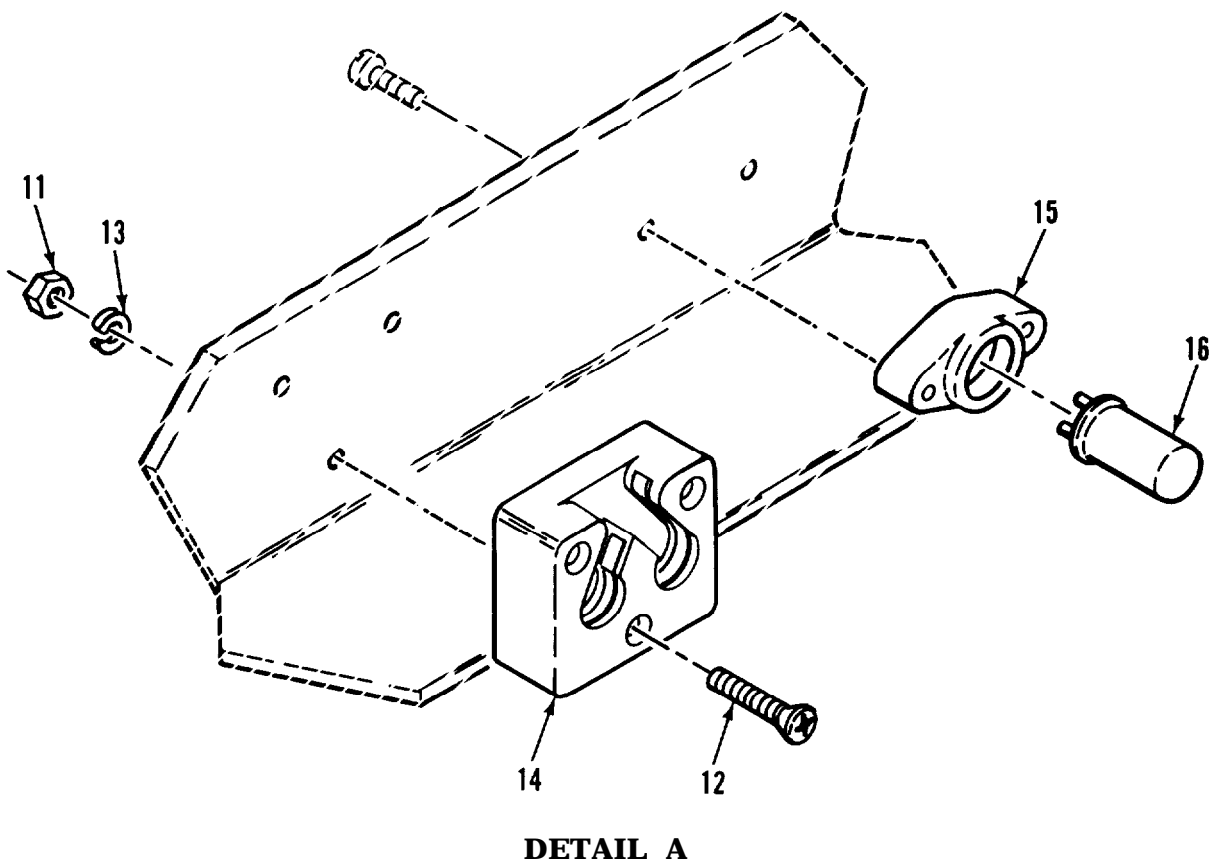


Figure 19. Table Top Assembly (Sheet 2 of 3)

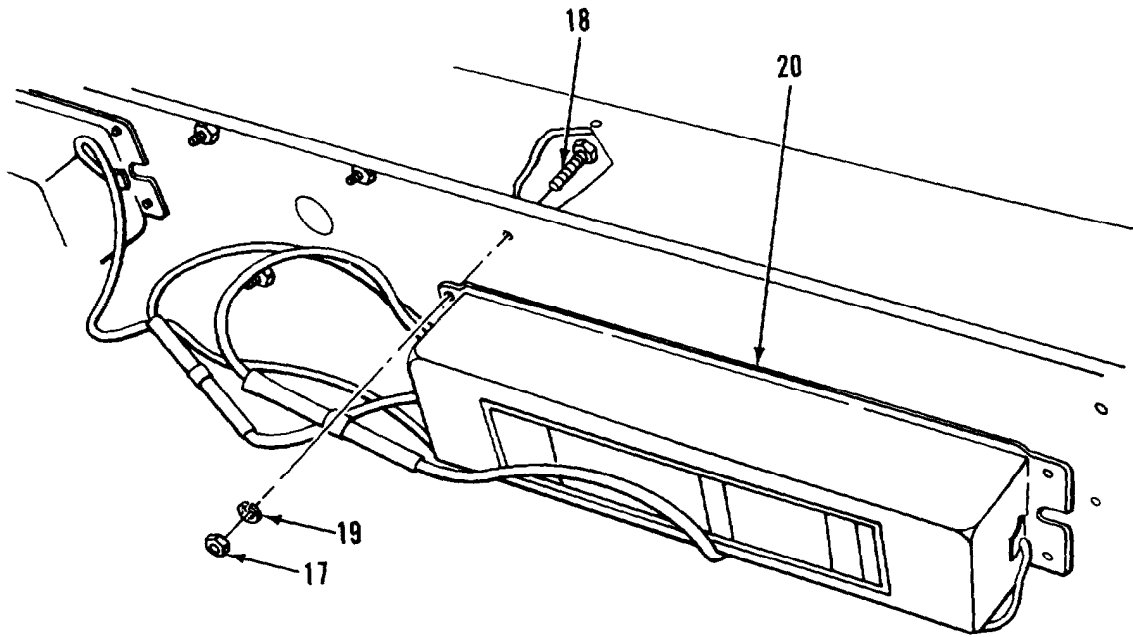


Figure 19. Table Top Assembly (Sheet 3 of 3)

SECTION II			TM5-6675-317-24P			
(1)	(2)	(3)	(4)	(5)	(6)	
ITEM	SMR		PART			
NO	CODE	FSCM	NUMBER	DESCRIPTION AND USABLE ON CODES(UOC)	QTY	
GROUP 02 DRAFTING,SCRIBING,TRACING TABLE						
FIG. 19 TABLE TOP ASSEMBLY						
1	XD000	98698	26585	TABLE TOP ASSEMBLY	1	
1A	XDOZZ	98698	965840	SCREW	8	
2	XDOZZ	98698	26572	GUARD,PAPER	2	
3	XDOZZ	98698	965996	SCREW,SCH,8-32X3/8	8	
4	XDOZZ	98698	26564	RETAINER,GLASS	2	
5	XDOZZ	98698	26562	TOP, GLASS	1	
6	XDOZZ	98698	26583	DIFFUSER,PLEXIGLASS	1	
7	XDOZZ	96906	MS51959-46	SCREW,MACHINE BINDING HD	10	
8	XDOZZ	98698	26588	SIDEPLATE	2	
9	XDOZZ	98698	26587	SIDEPLATE	2	
10	PAOZZ	81348	WL116-5T	LAMP,FLUORESCENT	4	
11	XDOZZ	96906	MS35649-242	NUT,PLAIN,HEXAGON	16	
12	XDOZZ	96906	MS35214-20	SCREW,FILH,4-40X1	16	
13	XDOZZ	96906	MS35333-36	WASHER,LOCK	16	
14	XDOZZ	75582	395W	SOCKET,LAMP	8	
15	XDOZZ	75582	396	SOCKET,STARTER	4	
16	PAOZZ	71183	FS4	STARTER,FLUORESCENT	4	
17	XDOZZ	96906	MS35650-302	NUT,HEX,10-32	8	
18	XDOZZ	96906	MS35215-55	SCREW,MACHINE	8	
19	XDOZZ	96906	MS35333-39	WASHER,LOCK	8	
20	PBOZZ	08595	8GI780W	BALLAST,LAMP	2	
21	XDOZZ	96906	MS51861-37	SCREW,TAPPING,THD	18	
22	XDOZZ	98698	26574	BOARD,DRAFTING	1	
23	XDOZZ	98698	26584	BAR,REINFORCEMENT	2	

END OF FIGURE

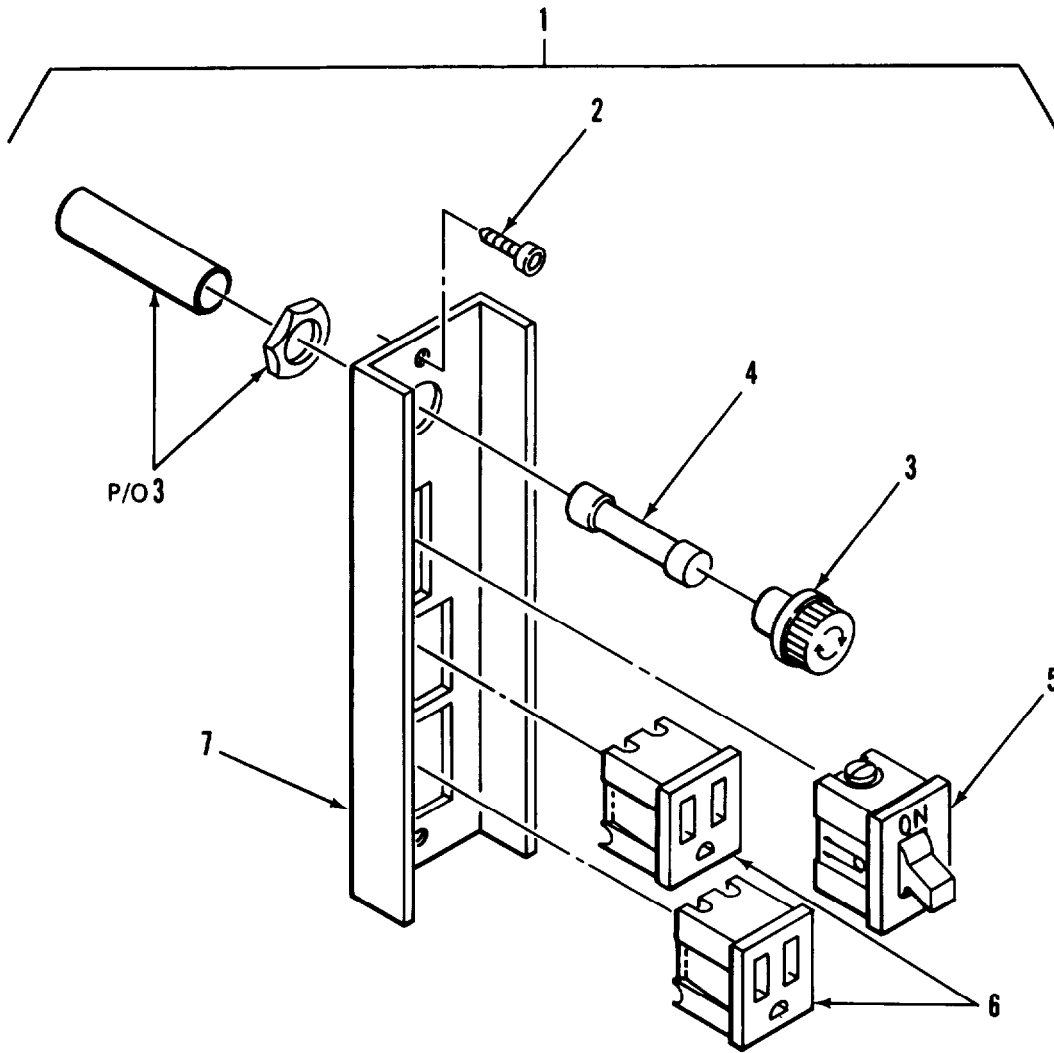


Figure 20. Electrical Plate Assembly

SECTION II			TM5-6675-317-24P		
(1)	(2)	(3)	(4)	(5)	(6)
ITEM	SMR		PART	DESCRIPTION AND USABLE ON CODES(UOC)	QTY
NO	CODE	FSCM	NUMBER		
GROUP 02 DRAFTING, SCRIBING, TRACING TABLE					
FIG. 20 ELECTRICAL PLATE ASSEMBLY					
1	XD000	98698	26559	PLATE ASSY,ELEC	1
2	XDOZZ	98698	966005	SCREW,BUTTON SCH	2
3	XDOZZ	98698	936713	FUSEHOLDER	1
4	PAOZZ	98698	930869	FUSE,ELECTRICAL	1
5	PAOZZ	98698	980863	SWITCH,TOGGLE	1
6	PBOZZ	98698	949959	CONNECTOR,RCPT	2
7	XDOZZ	98698	26573	PLATE,ELECTRICAL	1

END OF FIGURE

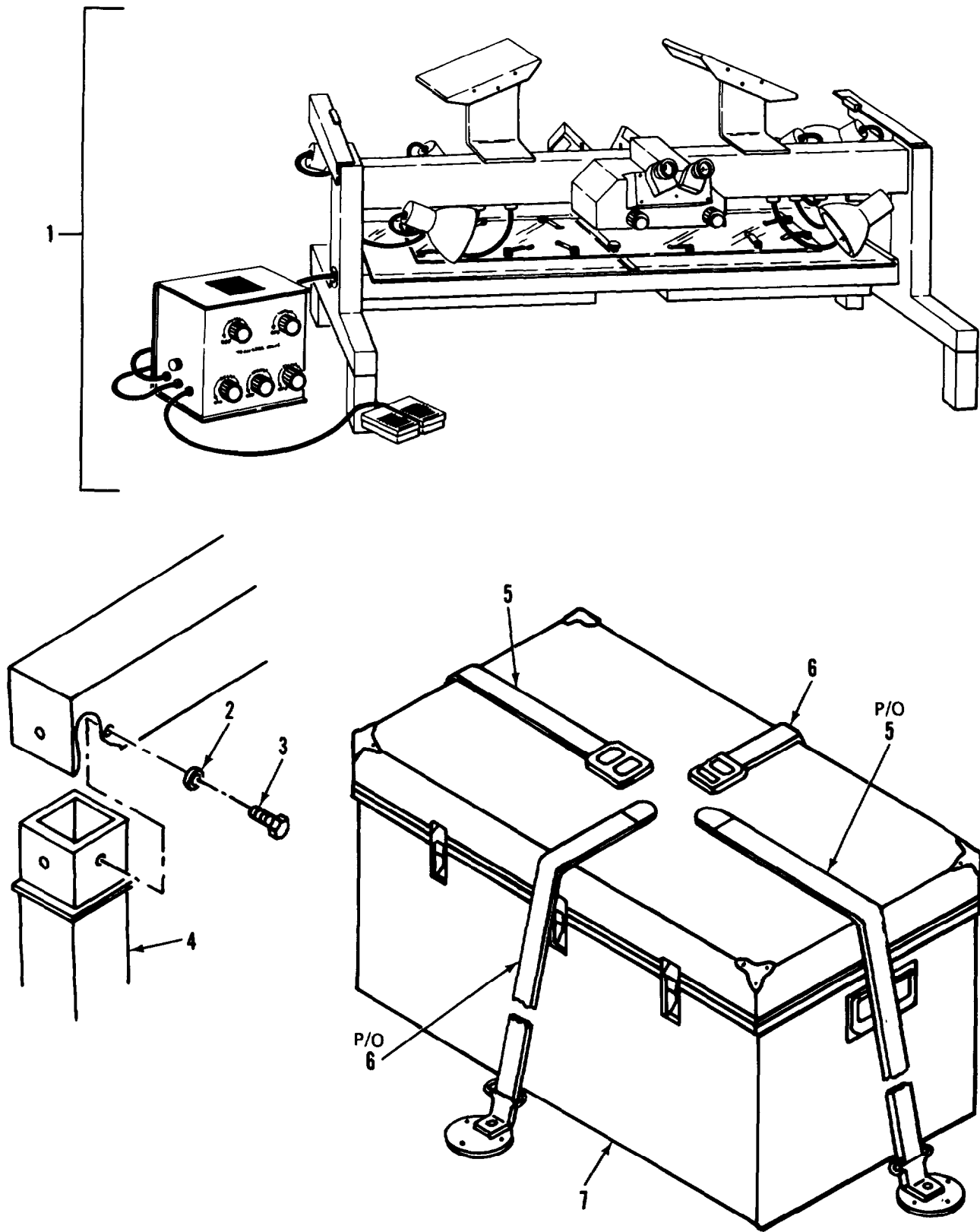


Figure 21. Zoom Transfer Scope 53-05-04-20 Modified and Storage Box

SECTION II			TM5-6675-317-24P			
(1)	(2)	(3)	(4)	(5)	(6)	
ITEM	SMR		PART			
NO	CODE	FSCM	NUMBER	DESCRIPTION AND USABLE ON CODES(UOC)	QTY	
				GROUP 03 ZOOM TRANSFER SCOPE		
				53-05-04-20		
				FIG. 21 ZOOM TRANSFER SCOPE		
				53-05-04-20 MODIFIED AND		
				STORAGE BOX		
1	XDODD	97403	13225E4283	SCOPE ASSY,XFR		1
2	XDOZZ	96906	MS35338-45	WASHER,LOCK		4
3	XDOZZ	96906	MS90725-29	BOLT,HEX HD,5/16		8
4	XDOZZ	97403	13225E4269	SUPPORT		8
5	PFFZZ	97403	13225E3695-12	TIE DOWN,CARGO,VEHI		2
6	PFFZZ	97403	13225E3695-10	TIE DOWN,CARGO,VEHI		4
7	XDFZZ	06175	AP-135-00	BOX,SCOPE,XFR		1

END OF FIGURE

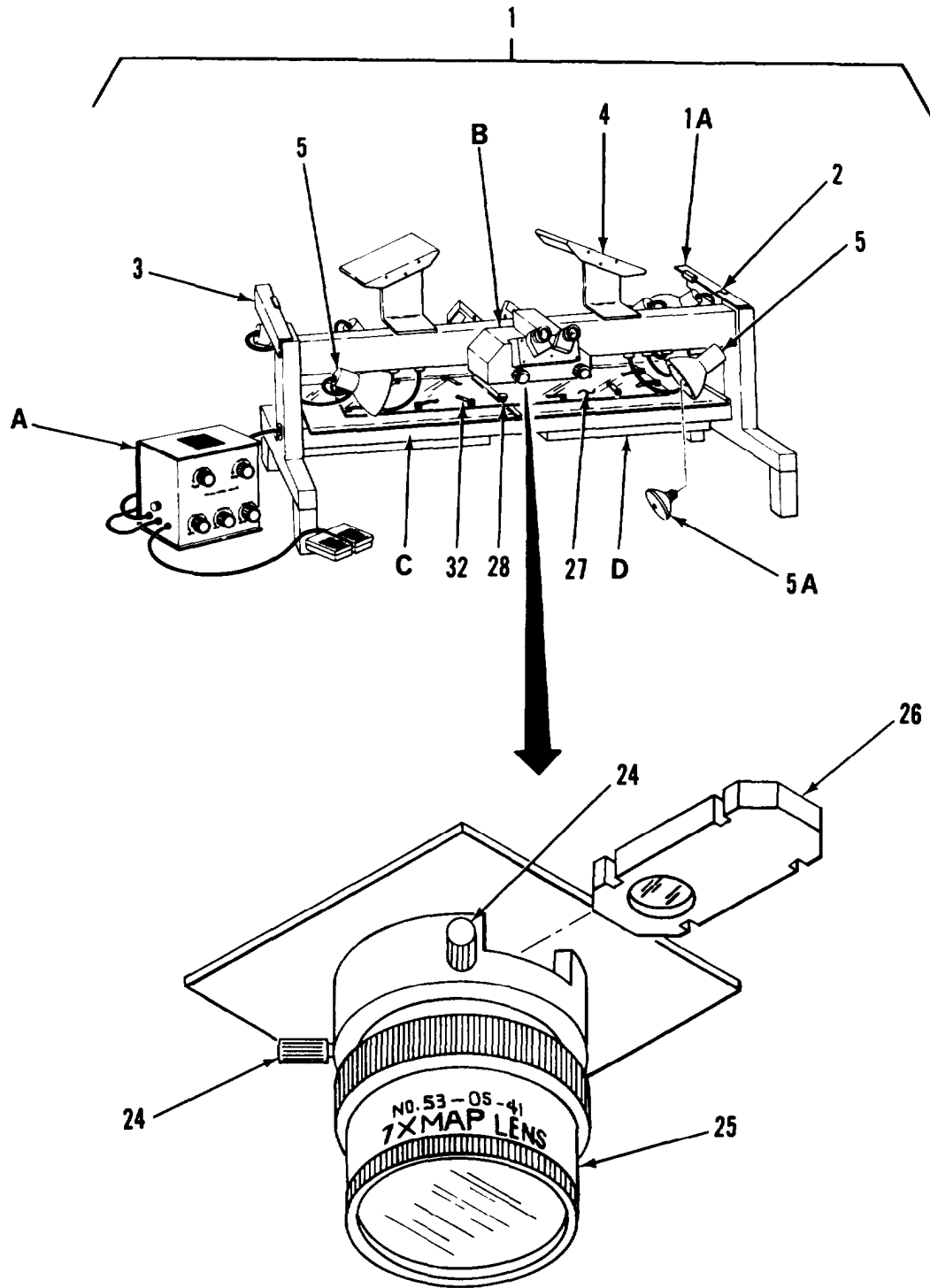
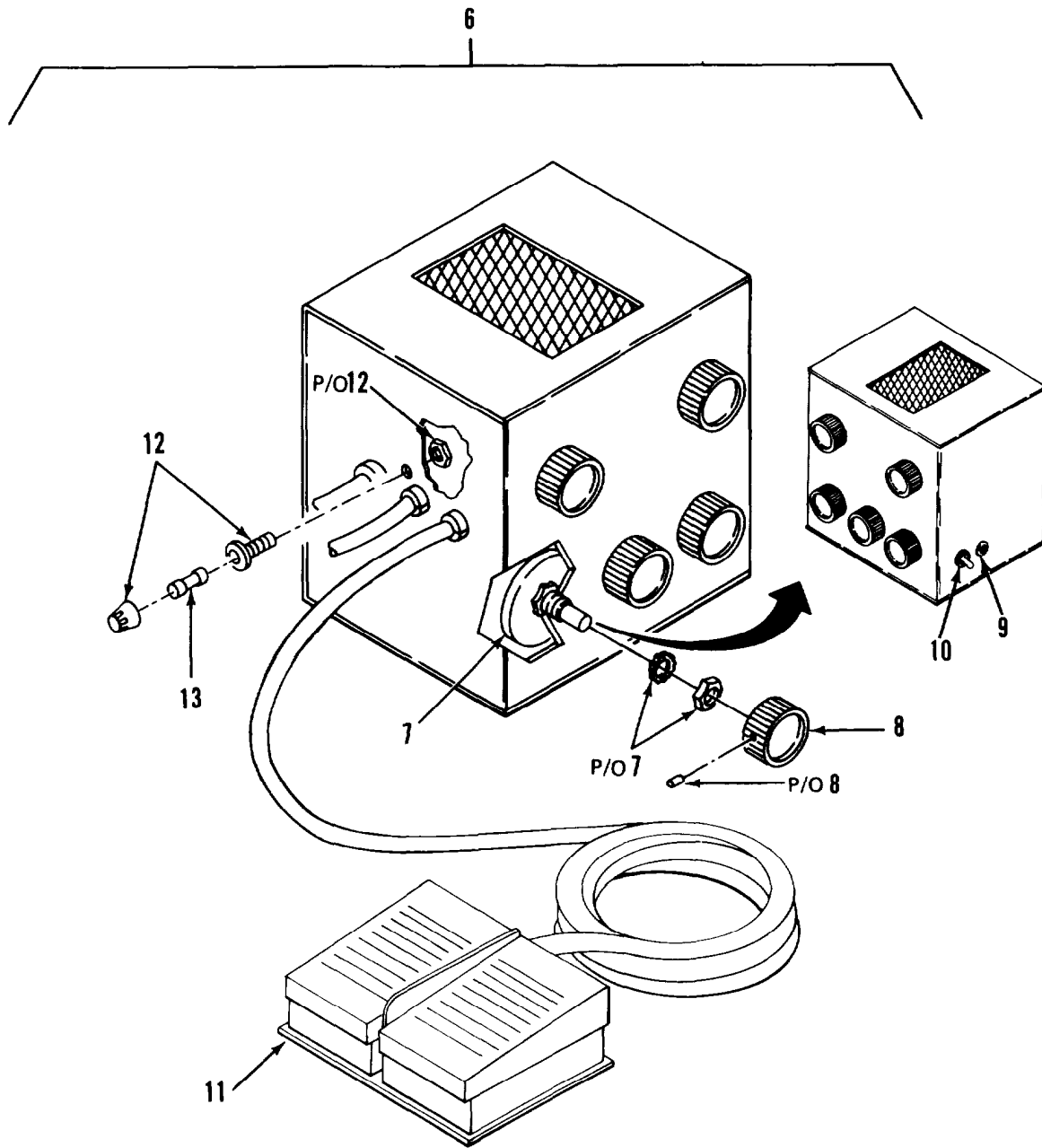


Figure 22. Zoom Transfer Scope 53-05-04-20 (Sheet 1 of 5)



DETAIL A

Figure 22. Zoom Transfer Scope 53-05-04-20 (Sheet 2 of 5)

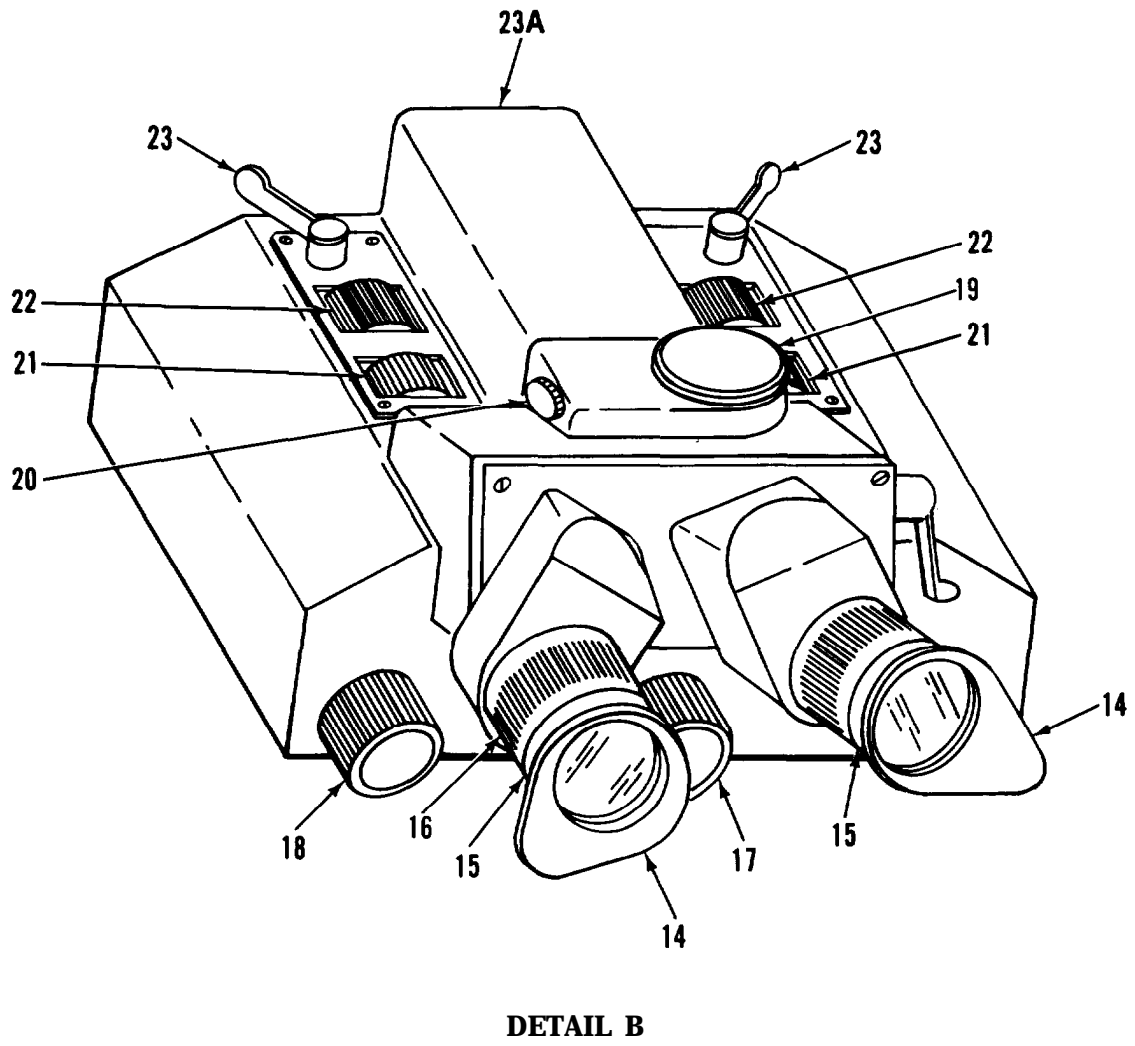
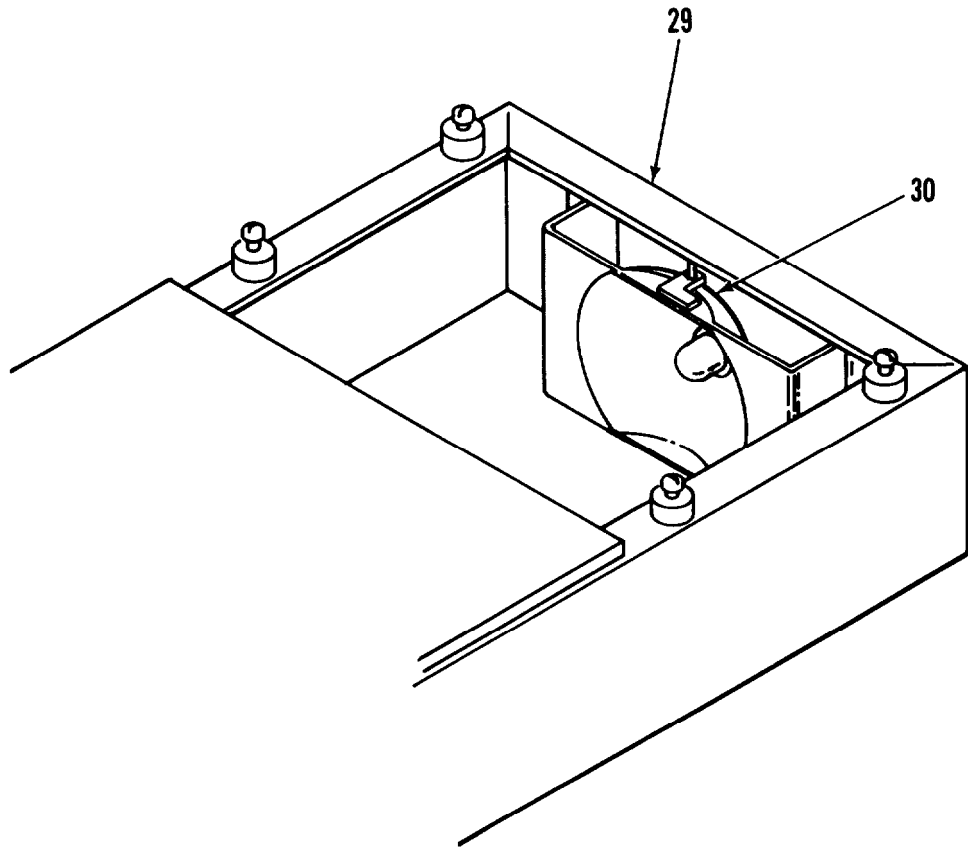
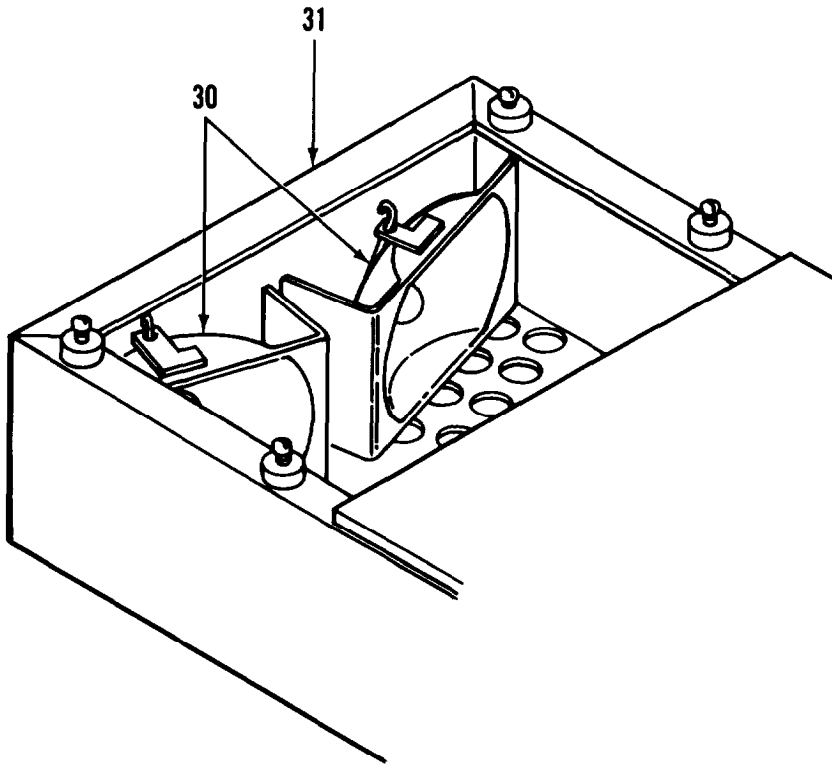


Figure 22. Zoom Transfer Scope 53-05-04-20 (Sheet 3 of 5)



DETAIL C

Figure 22. Zoom Transfer Scope 53-05-04-20 (Sheet 4 of 5)



DETAIL D

SECTION II			TM5-6675-317-24P			
(1)	(2)	(3)	(4)	(5)	(6)	
ITEM	SMR	FSCM	PART	DESCRIPTION AND USABLE ON CODES(UOC)	QTY	
NO	CODE		NUMBER			
GROUP 03 ZOOM TRANSFER SCOPE						
53-05-04-20						
FIG. 22 ZOOM TRANSFER SCOPE						
53-05-04-20						
1	PFODZ	06175	53-05-04-20	TRANSFER SCOPE, ZOOM STEREO	1	
1A	XDOZZ	06175	530506-288	RH EXTENSION ARM	1	
2	XDOZZ	06175	537010-101	RUBBER EXPANDING BU	1	
3	XDOZZ	06175	530506-287	ARM,EXTENSION,LH	1	
4	XDOZZ	06175	53-05-24	LENS SYSTEM,PHOTO	1	
5	XDOZZ	06175	53-05-59	UNIT,120V MAP	6	
6	XD000	06175	53-05-98	CONTROL UNIT ASSY	1	
7	PAFZZ	06175	53-05-06-678	RESISTOR,VARIABLE	5	
8	XDOZZ	06175	332959-318	KNOB,DIMMER CONTROL	5	
9	PAFZZ	06175	332650-586	LIGHT,INDICATOR	1	
10	PAFZZ	06175	714862-173	SWITCH,ELECTRICAL	1	
11	PAFZZ	06175	530506-159	SWITCH,FOOT	1	
12	XDOZZ	06175	332995-656	FUSEHOLDER	1	
13	PAOZZ	06175	343130-281	FUSE	1	
14	XDOZZ	06175	530529-629	EYEGUARD	2	
15	XDOZZ	06175	530529-665	EYEPIECE ASSEMBLY	2	
16	XDOZZ	06175	530529-551	EYEPIECE RING, FOCUSING	2	
17	XDOZZ	06175	530524-137	KNOB,FOCUSING	2	
18	XDDZZ	06175	530504-149	ZOOM CONTROL KNOB	2	
19	XDOZZ	06175	530529-623	PHOTO PORT CAP	1	
20	XDDZZ	06175	530506-133	VIEWING MOLD SELECT	1	
21	XDDZZ	06175	530504-455	IMAGE ROTATION CLIP	2	
22	XDDZZ	06175	530504-491	STRETCH DIRECTION	2	
23	XDDZZ	06175	530530-186	STRETCH CONTROL	2	
23A	PFFDD	06175	530504-100	HEAD,OPTICAL	1	
24	XDOZZ	06175	90046-117	SC-66 SCREW	2	
25	XDOZZ	06175	53-05-41	0.7X-1.0X MAP LENS	1	
26	XDOZZ	06175	530504-112	NEUTRAL DENSITY FIL	1	
27	XDOZZ	06175	530506-119	STAGE,PHOTO SCNG	1	
28	XDOZZ	06175	530506-123	T-BAR	1	
29	XDOZZ	06175	530506-245	TRANSILLUMINATOR,LH	1	
30	PAFZZ	77625	12311	LAMP,INCANDESCENT	3	
31	XDOZZ	06175	530506-270	TRANSILLUMINATOR,RH	1	
32	XDOZZ	06175	530504-274	STAGE CLIP	8	

END OF FIGURE

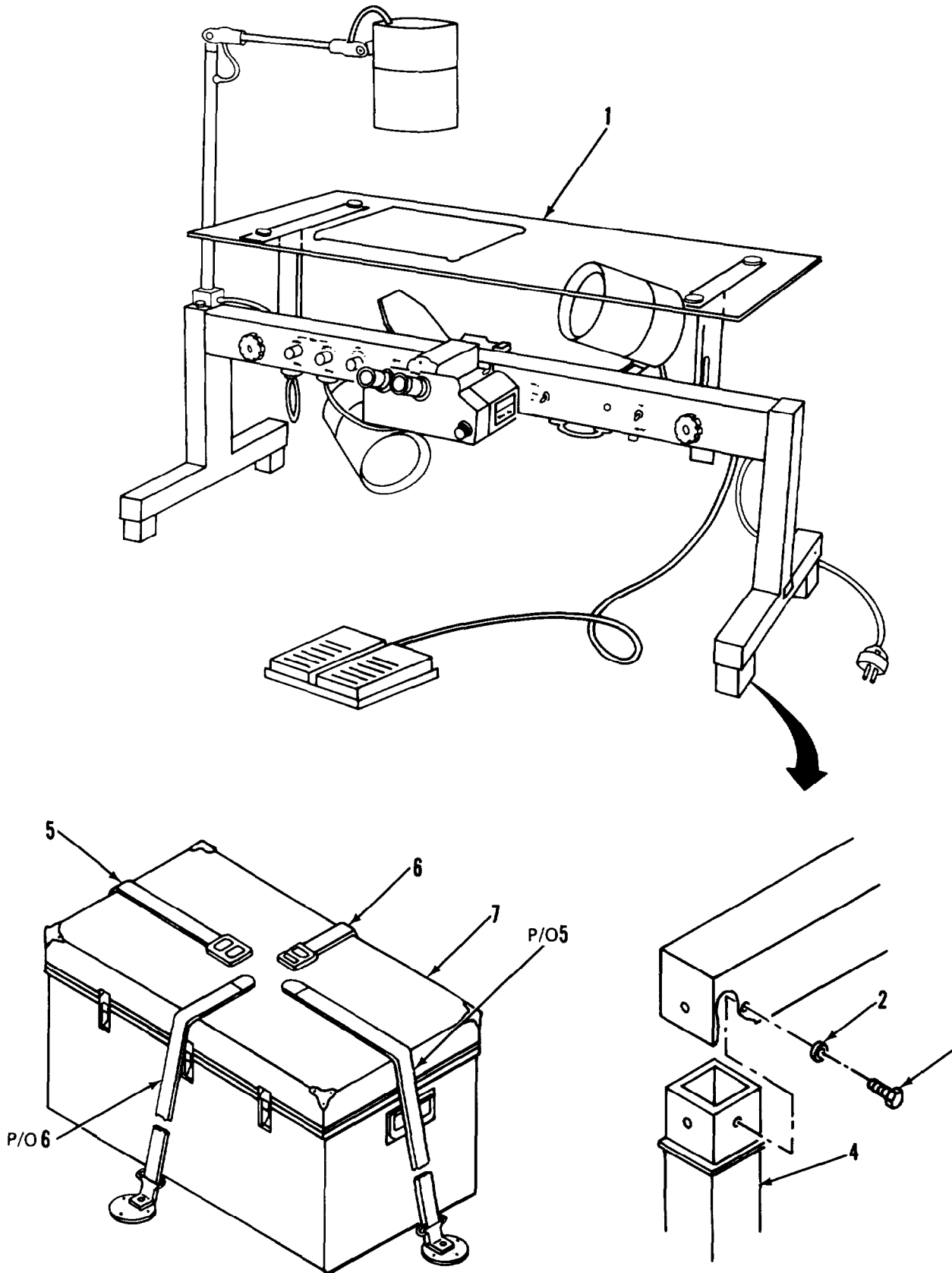


Figure 23. Zoom Transfer Scope ZT4-H Modified and Storage Box

SECTION II			TM5-6675-317-24P		
(1)	(2)	(3)	(4)	(5)	(6)
ITEM	SMR		PART		
NO	CODE	FSCM	NUMBER	DESCRIPTION AND USABLE ON CODES(UOC)	QTY
				GROUP 04 ZOOM TRANSFER SCOPE ZT4-H	
				FIG. 23 ZOOM TRANSFER SCOPE ZT4-H MODIFIED AND STORAGE BOX	
1	XDODD 97403	13225E4262		SCOPE ASSY,H XFR	1
2	XDOZZ 96906	MS35338-45		WASHER,LOCK,SPRING HELICAL	8
3	XDOZZ 96906	MS90725-29		BOLT,HEX HD	8
4	XDOZZ 97403	13225E4269		SUPPORT	4
5	XDOZZ 97403	13225E3695-1		TIE DOWN,CARGO,VEHI	2
6	XDOZZ 97403	13225E3695-10		TIE DOWN,CARGO,VEHI	2
7	XDOZZ 06175	AP-136-00		BOX, SCOPE ,HRZN XFR	1

END OF FIGURE

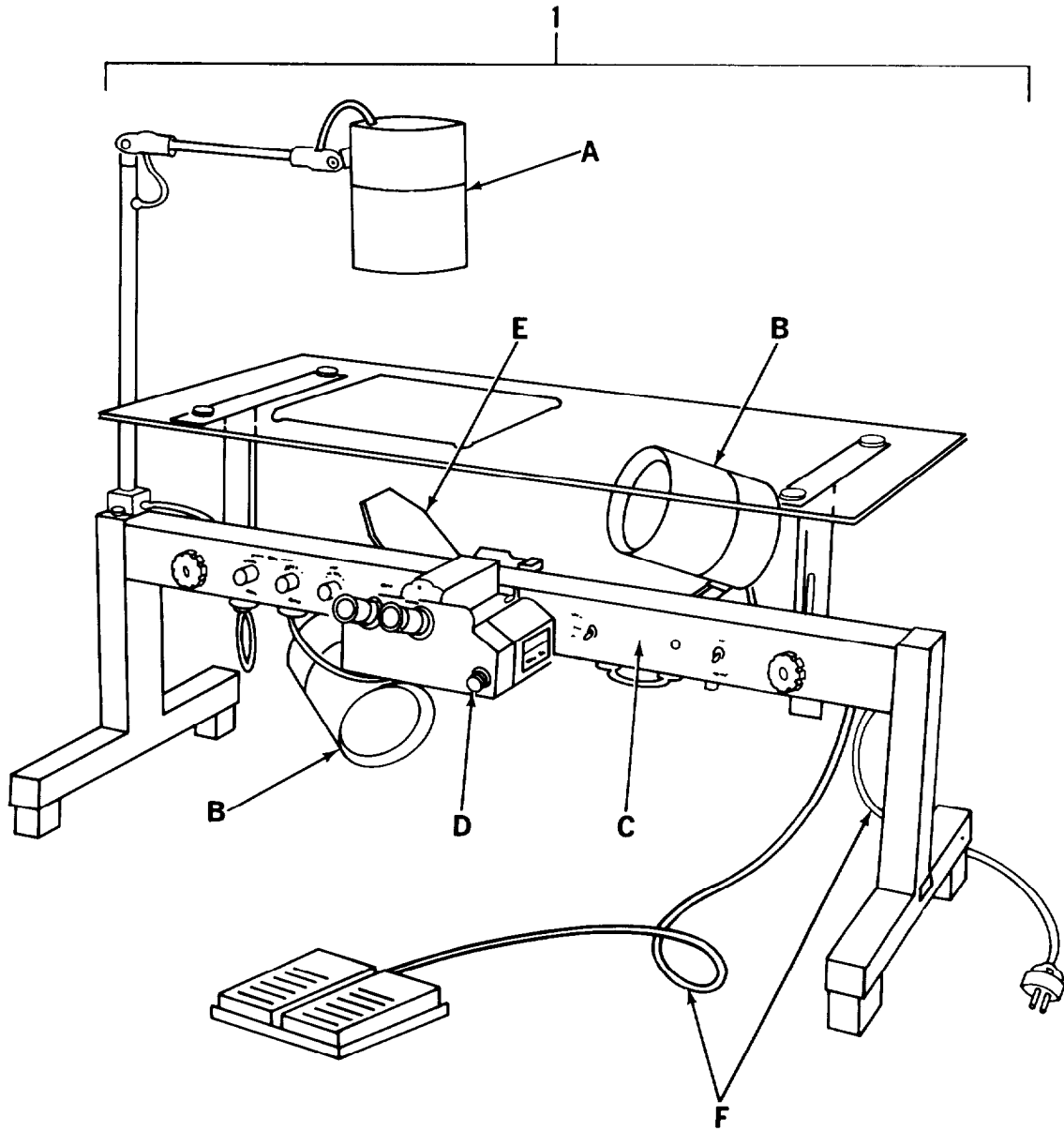


Figure 24. Zoom Transfer Scope ZT4-H (Sheet 1 of 6)

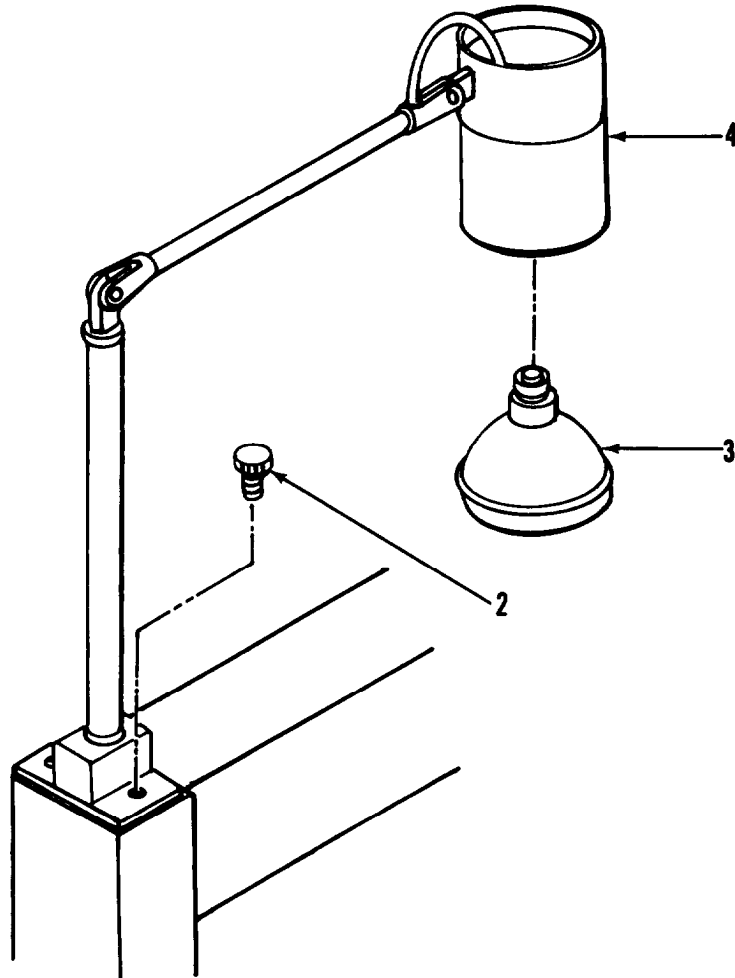


Figure 24. Zoom Transfer Scope ZT4-H (Sheet 2 of 6)

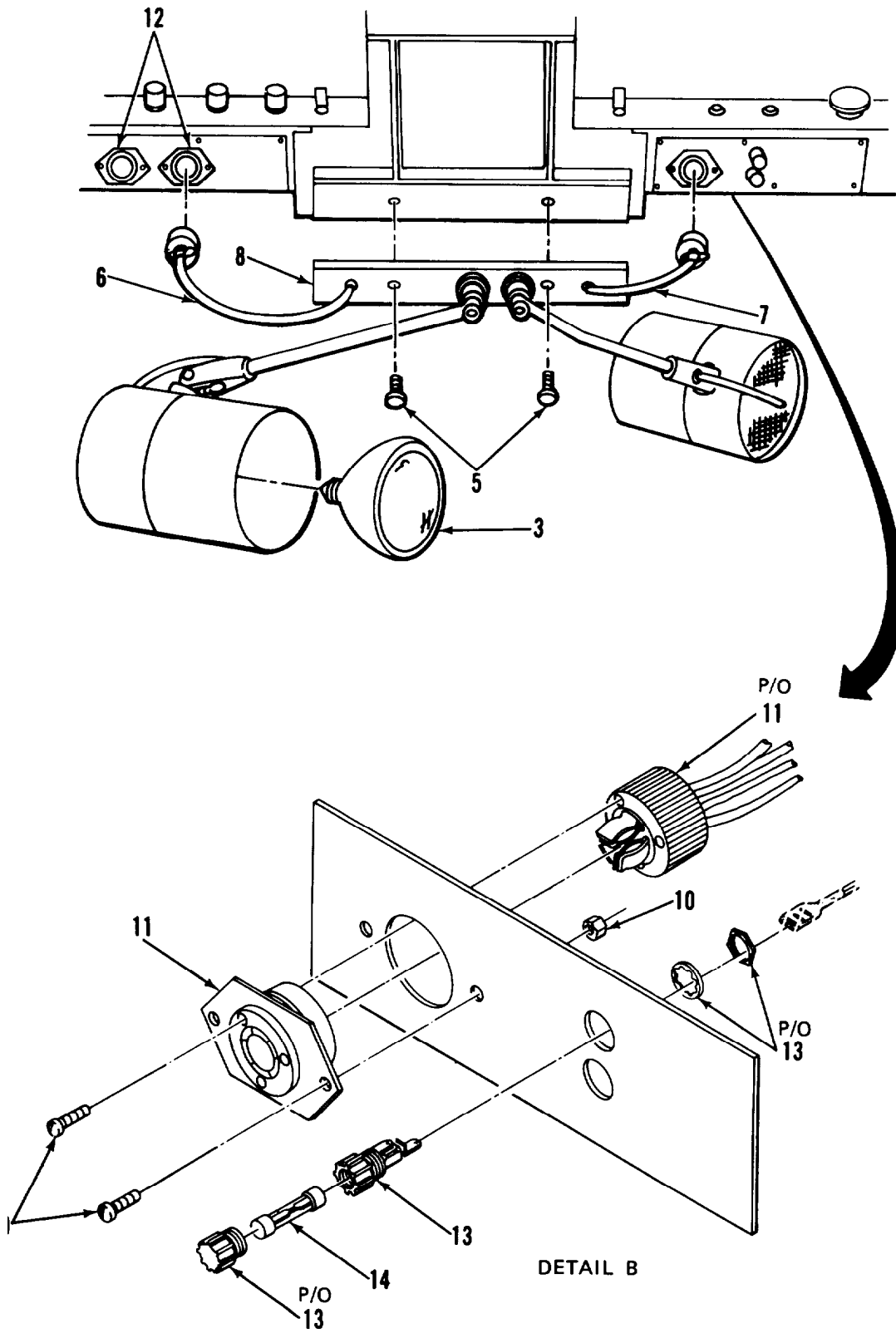


Figure 24. Zoom Transfer Scope ZT4-H (Sheet 3 of 6)

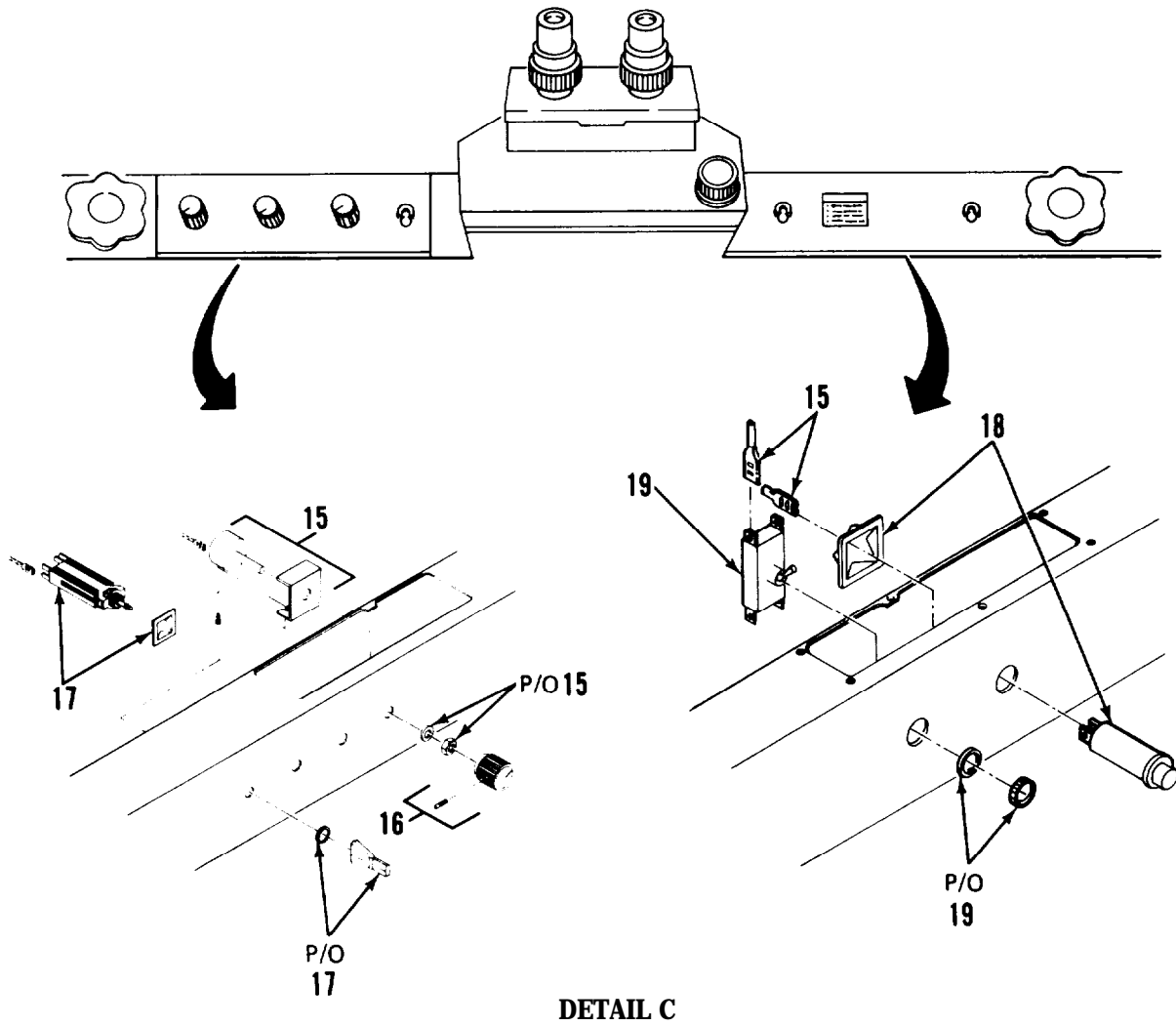


Figure 24. Zoom Transfer Scope ZT4-H (Sheet 4 of 6)

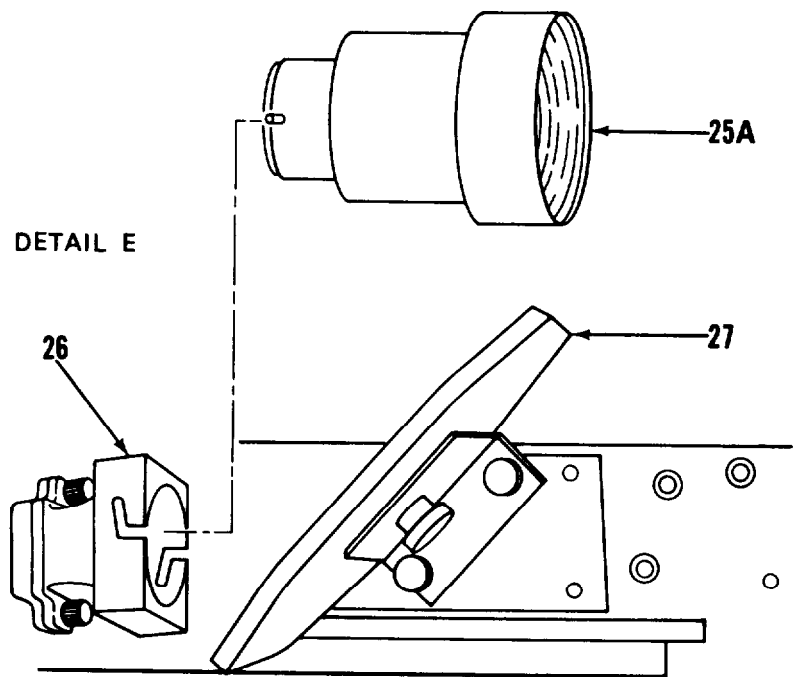
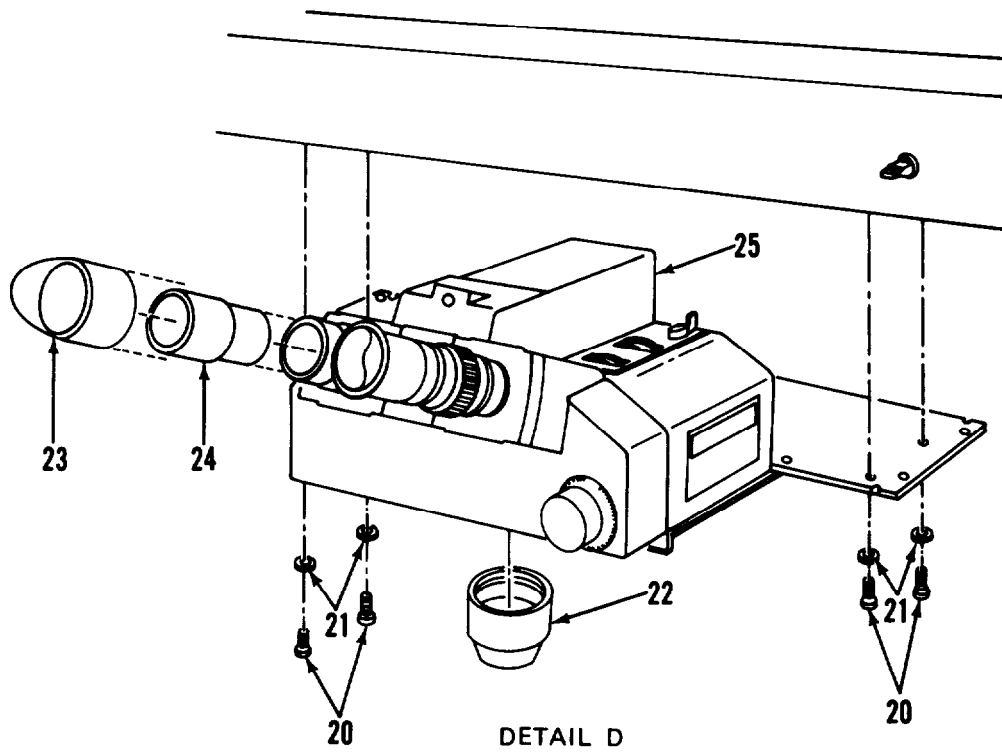
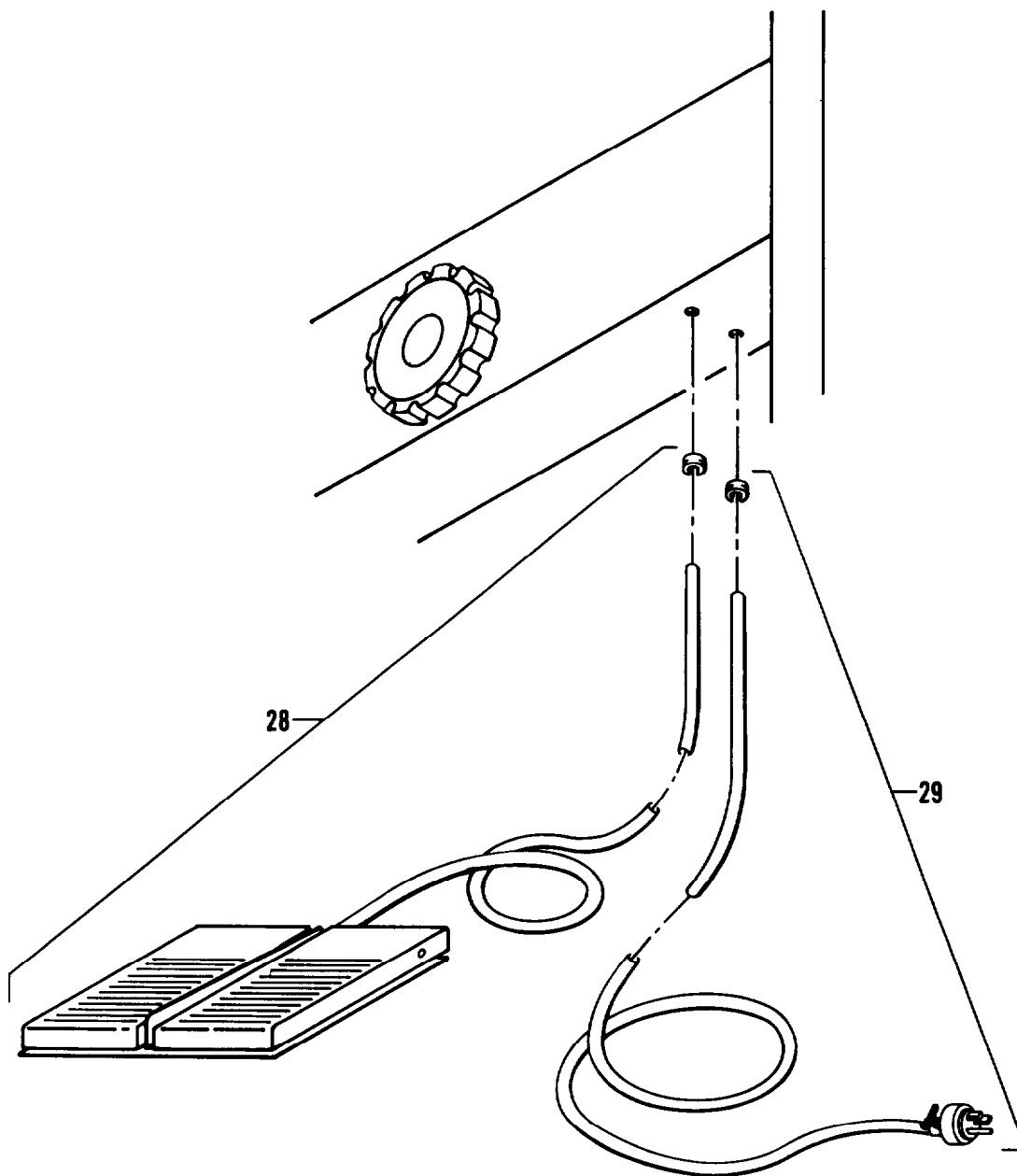


Figure 24. Zoom Transfer Scope ZT4-H (Sheet 5 of 6)



DETAIL F

Figure 24. Zoom Transfer Scope ZT4-H (Sheet 6 of 6)

SECTION II			TM5-6675-317-24P			
(1)	(2)	(3)	(4)	(5)	(6)	
ITEM NO	SMR CODE	FSC	PART NUMBER	DESCRIPTION AND USABLE ON CODES(UOC)	QTY	
GROUP 04 ZOOM TRANSFER SCOPE ZT4-H						
FIG. 24 ZOOM TRANSFER SCOPE ZT4-H						
1	PFOOO	06175	53-05-30-04	•ZOOM TRANSFER, SCOPE MOD ZT4-H	1	
2	XDFZZ	06175	530534-102	••THUMBSCREW	2	
3	PAOZZ	08108	15OPAR38FL120V	••LAMP,INCANDESCENT	3	
4	XDFZZ	06175	53-05-36	••TRANSPARENCY ILLUM	1	
5	PBFZZ	06175	5305630-102	••THUMBSCREW	3	
6	PBFZZ	06175	530535-653	••CABLE ASSEMBLY, PWR	1	
7	PBFZZ	06175	530535-651	••CABLE ASSEMBLY, PWR	1	
8	XDOZZ	06175	53-05-35	•• ILLUMINATOR, TABLE	1	
9	XDFZZ	06175	530535-210	•• SCREW	3	
10	XDFZZ	06175	533035-221	•• NUT	6	
11	PBFZZ	06175	530535-260	••CONNECTOR, RCPT	1	
12	PBFZZ	06175	530535-136	•• CONNECTOR, RCPT	2	
13	PBFZZ	06175	332995-656	•• FUSEHOLDER	2	
14	PAOZZ	23040	COLY14526B	•• FUSE,CARTRIDGE	2	
15	PAFZZ	06175	530530-660	•• RESISTOR,VARIABLE,N	5	
16	PAFZZ	06175	530530-133	•• KNOB ,ILLUMINATOR CONTROL ASSY	3	
17	PAFZZ	06175	530530-142	•• SWITCH,ROTARY ILLUMINATOR	2	
18	PAFZZ	06175	530530-132	•• LAMP ASSY ,PILOT	1	
19	PAFZZ	06175	714862-173	•• SWiTCH, ELECTRICAL	1	
20	XDFZZ	06175	338636-172	•• SCREW	4	
21	XDFZZ	36175	716180-4608	•• WASHER	4	
22	XDOZZ	06175	53-05-41	•• 0.7X-1.0X MAP LENS	1	
23	XDOZZ	06175	31-50-68	•• GUARD,EYE	2	
24	XOOZZ	06175	31-05-60-02	•• EYEPIECE,WIDE FIELD	2	
25	XDFOO	06175	530530-280	•• HEAD, OPTICAL	1	
25A	XOOZZ	06175	53-05-33	•• LENS, ATTACHMENT	1	
26	XDOZZ	06175	53-05-32	•• LENS,STAGE	1	
27	XDOZZ	06175	53-05-34	•• MIRROR	1	
28	PAFZZ	06175	530530-208	•• SWITCH ,FOOT	1	
29	XDFZZ	06175	530530-602	•• POWER CORD ,MAIN	1	

END OF FIGURE

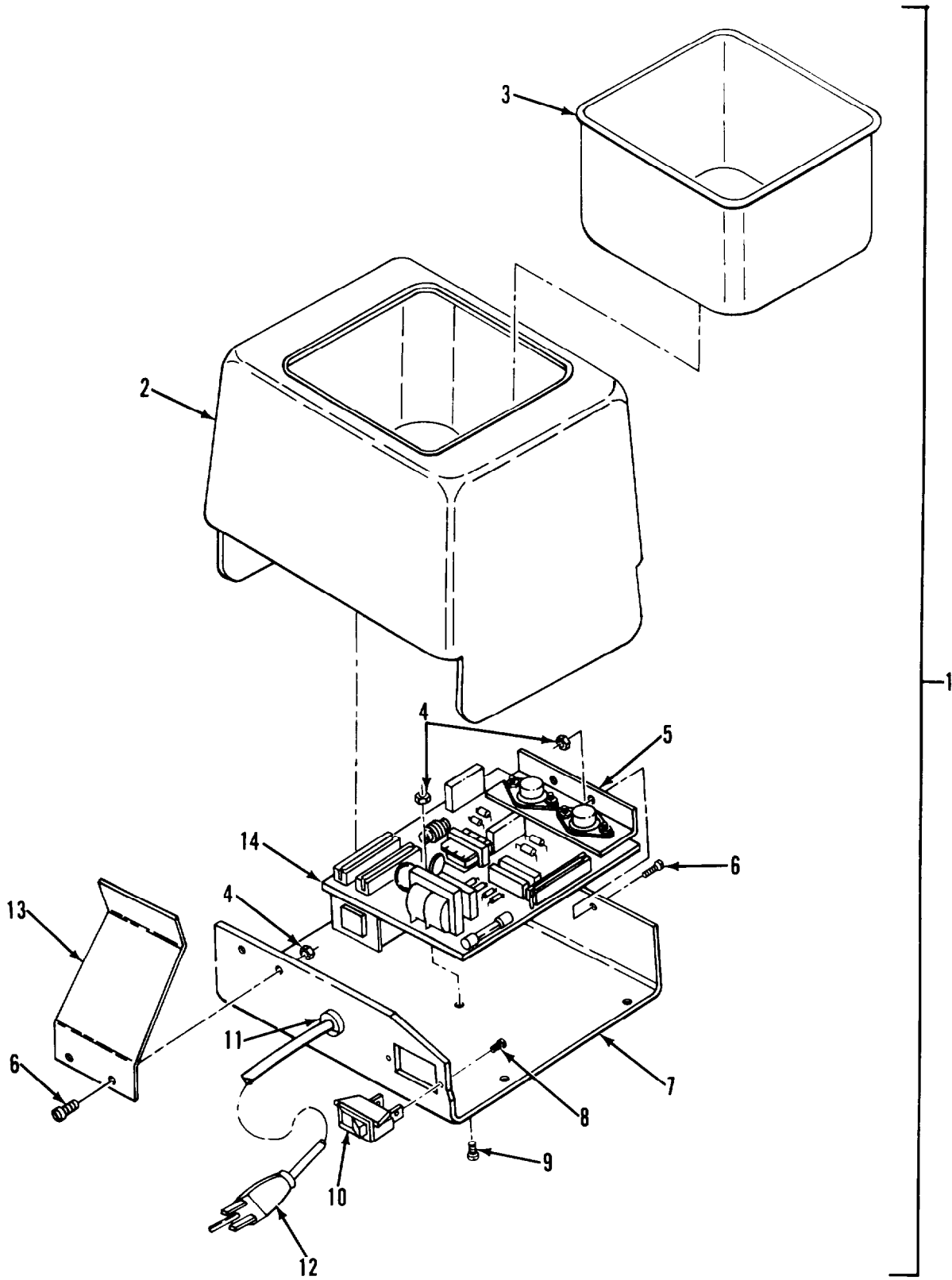


Figure 25. Ultrasonic Cleaner

SECTION II			TM5-6675-317-24P		
(1)	(2)	(3)	(4)	(5)	(6)
ITEM NO	SMR CODE	FSCM	PART NUMBER	DESCRIPTION AND USABLE ON CODES(UOC)	QTY
GGROUP 05 ULTRASONIC CLEANER					
FIG. 25 ULTRASONIC CLEANER					
1	PFOZZ	75364	3069USC3	CLEANER.ULTRASONIC	1
2	XDOZZ	75364	000-265-070	SKiRT,TANK,81LB	1
3	XDOZZ	75364	000-855-015	TANK	1
4	XDOZZ	75364	000-352-043	NUT,HEX 4-4OX1/4	5
5	XDOZZ	75364	000-355-004	SPACER,ALUMINUM	1
b	XDOZZ	75364	000-348-052	SCREW,PNH	6
7	XDOZZ	75364	000-601-571	CHASSIS	1
8	XDOZZ	75364	000-348-047	SCREW,PNH	6
9	XDOZZ	75364	000-348-146	SCREW,PNH	1
10	PAOZZ	73559	TA201-T N8	SWITCH,TOGGLE	1
11	XDOZZ	75364	000-021-011	STRAIN RELIEF	1
12	XDOZZ	75364	000-850-006	POWER CORD	1
13	XDOZZ	75364	000-650-409	,BRACKET, TANK GND	2
14	XAOZZ	75364	000-857-095	PRINTED CIRCUIT BD	1

END OF FIGURE

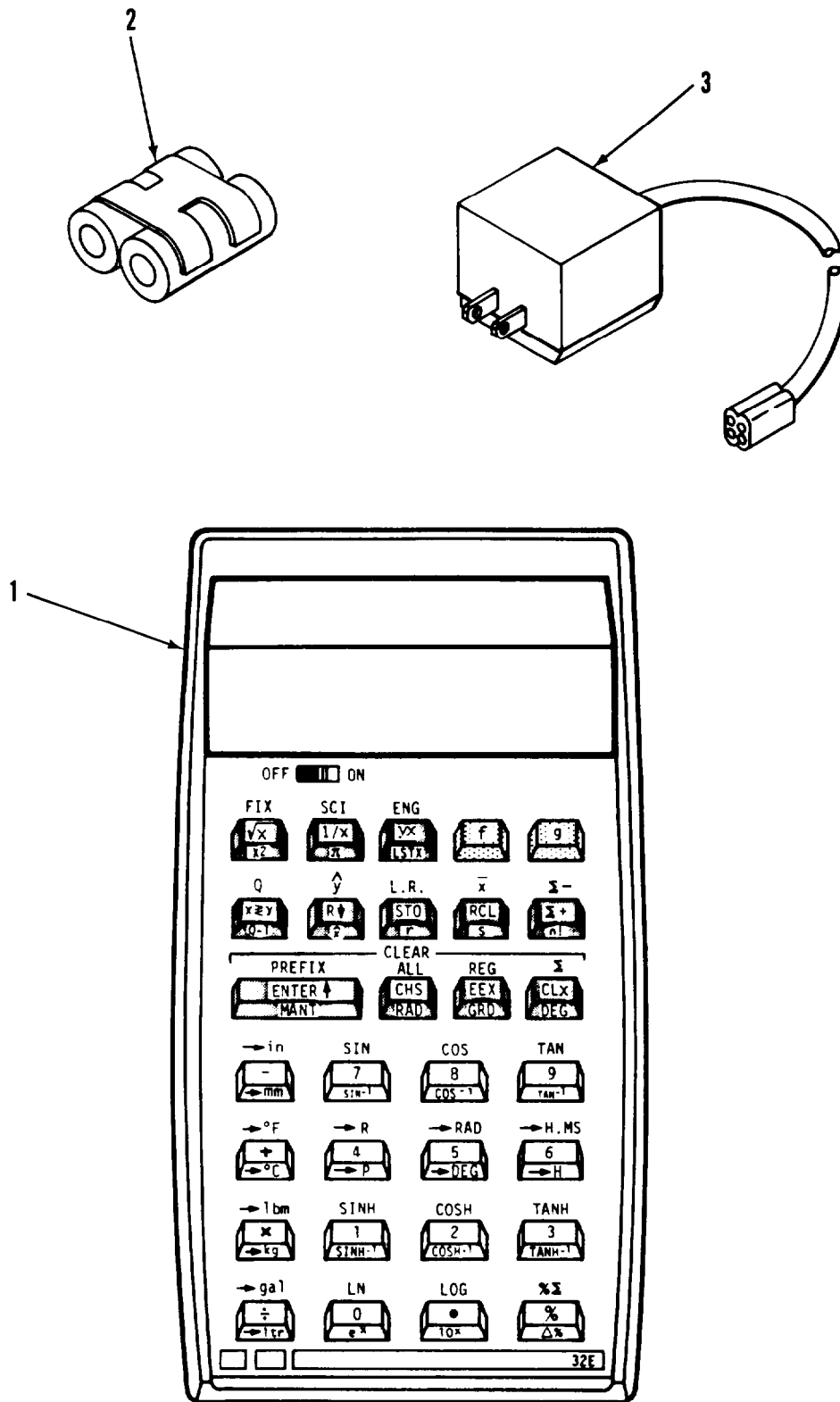


Figure 26. Pocket Calculator

SECTION II			TM 5-6675-317-24P			
(1)	(2)	(3)	(4)	(5)	(6)	
ITEM	SMR		PART			
NO	CODE	FSCM	NUMBER	DESCRIPTION AND USABLE ON CODEStUOC)	QTY	
				GROUP 06 POCKET CALCULATOR		
				FIG. 26 POCKET CALCULATOR		
1	PFOZZ	18520	EL-506P	CALCULATING MACHINE	1	
2	XDOZZ	51174	HP82109A	.BATTERY PACK, RECHARGER	1	
3	XDOZZ	51174	HP82087A	ADAPTER,AC	1	
				END OF FIGURE		

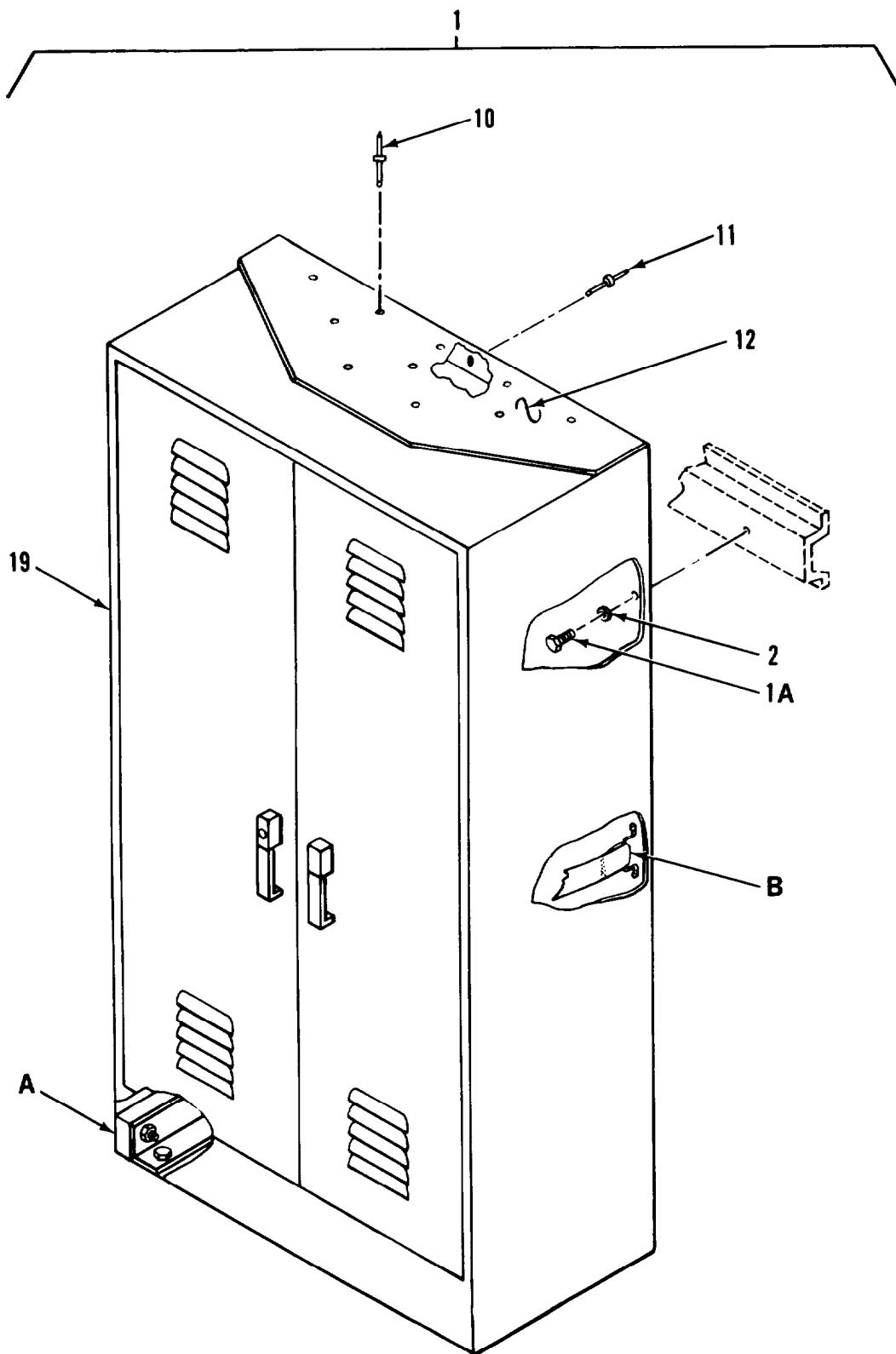
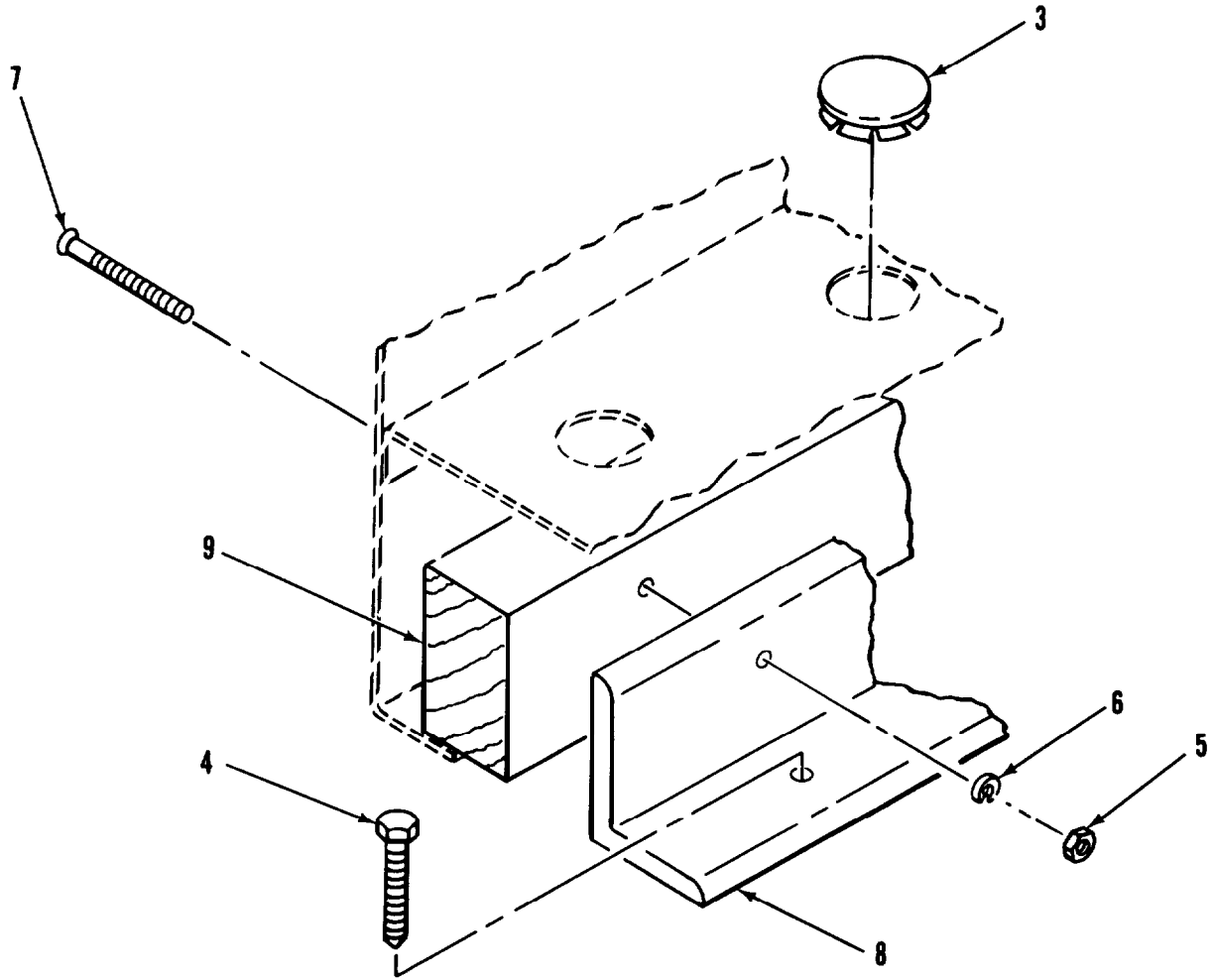
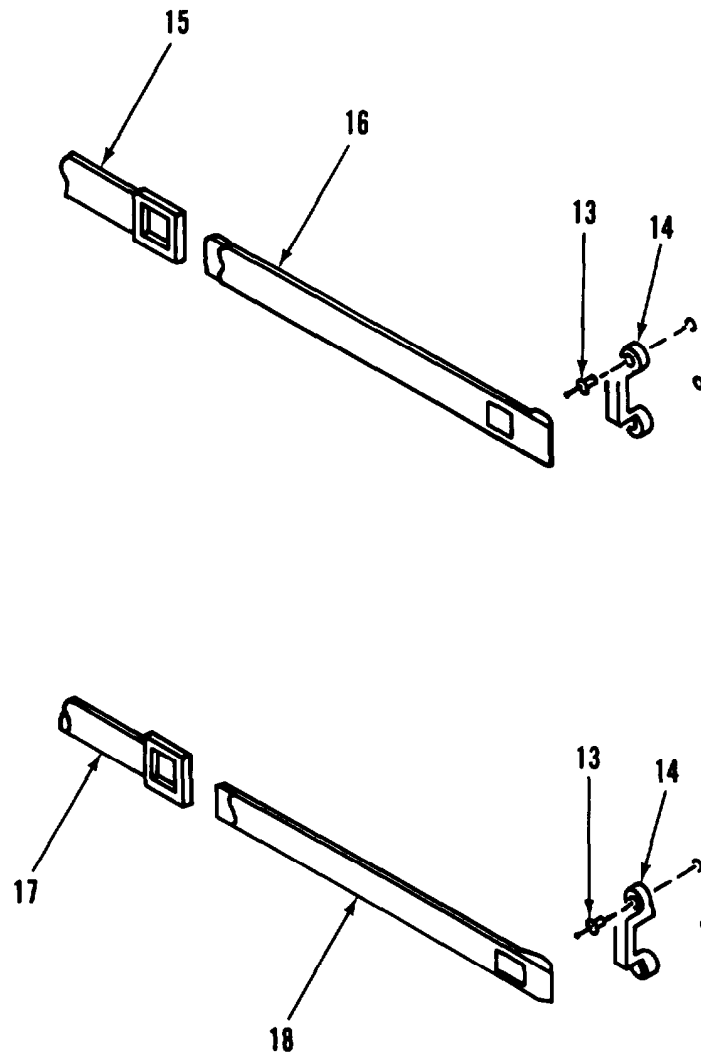


Figure 27. Storage Cabinet Assembly (Sheet 1 of 3)



DETAIL A

Figure 27. Storage Cabinet Assembly (Sheet 2 of 3)



DETAIL B

Figure 27. Storage Cabinet Assembly (Sheet 3 of 3)

SECTION II			TM5-6675-317-24P			
(1)	(2)	(3)	(4)	(5)	(6)	
ITEM	SMR		PART			
NO	CODE	FSCM	NUMBER	DESCRIPTION AND USABLE ON CODES(UOC)	QTY	
GROUP 07 FURNITURE AND CABINETS						
FIG. 27 STORAGE CABINET ASSEMBLY						
1	PF000	97403	13225E3792	STORAGE CABINET ASSY	2	
1A	XDOZZ	96906	MS90725-34	.BOLT,MACHINE,HEX HD	6	
2	XDOZZ	96906	MS35338-45	.WASHER,LOCK	6	
3	XDOZZ	02929	32F650	.PLUG,HOLE	10	
4	XDOZZ	96906	MS16992-522	.BOLT ,LAG ,HEX HD	20	
5	XDOZZ	96906	MS35649-282	.NUT,PLAIN,HEXAGON	36	
6	XDOZZ	96906	MS35338-42	.WASHER,LOCK,SPRING	36	
7	XDOZZ	96906	MS35206-252	.SCREW,MACHINE PAN HO	36	
8	XDOZZ	97603	13225E3544	.MOUNTING BRACKET	4	
9	XDOZZ	97403	13225E3545	.MOUNTING STIFFENER	4	
10	XDOZZ	07707	SD43BS	.RIVET,DOME HD	20	
11	XDOZZ	07707	AD64BS	.RIVET,DOME HD	12	
12	XDOZZ	97403	13225E3792-2	-BRACKET, STORAGE CAB	1	
13	XDOZZ	81349	M24243/1-D405	.RI VET	6	
14	XDOZZ	82820	MR 2001	.LOOP,FOOTMAN	6	
15	XDOZZ	51745	ADC-1844-104	.STRAP,BUCKLE	2	
16	XDOZZ	51745	ADC-1845-101	.STRAP,TIP	2	
17	XDOZZ	51745	ADC-1844-103	.STRAP,BUCKLE	1	
18	XDOZZ	51745	ADC-1845-105	.STRAP,TIP	1	
19	XDOZZ	51745	ADC-2007	.CABINET,STORAGE	1	

END OF FIGURE

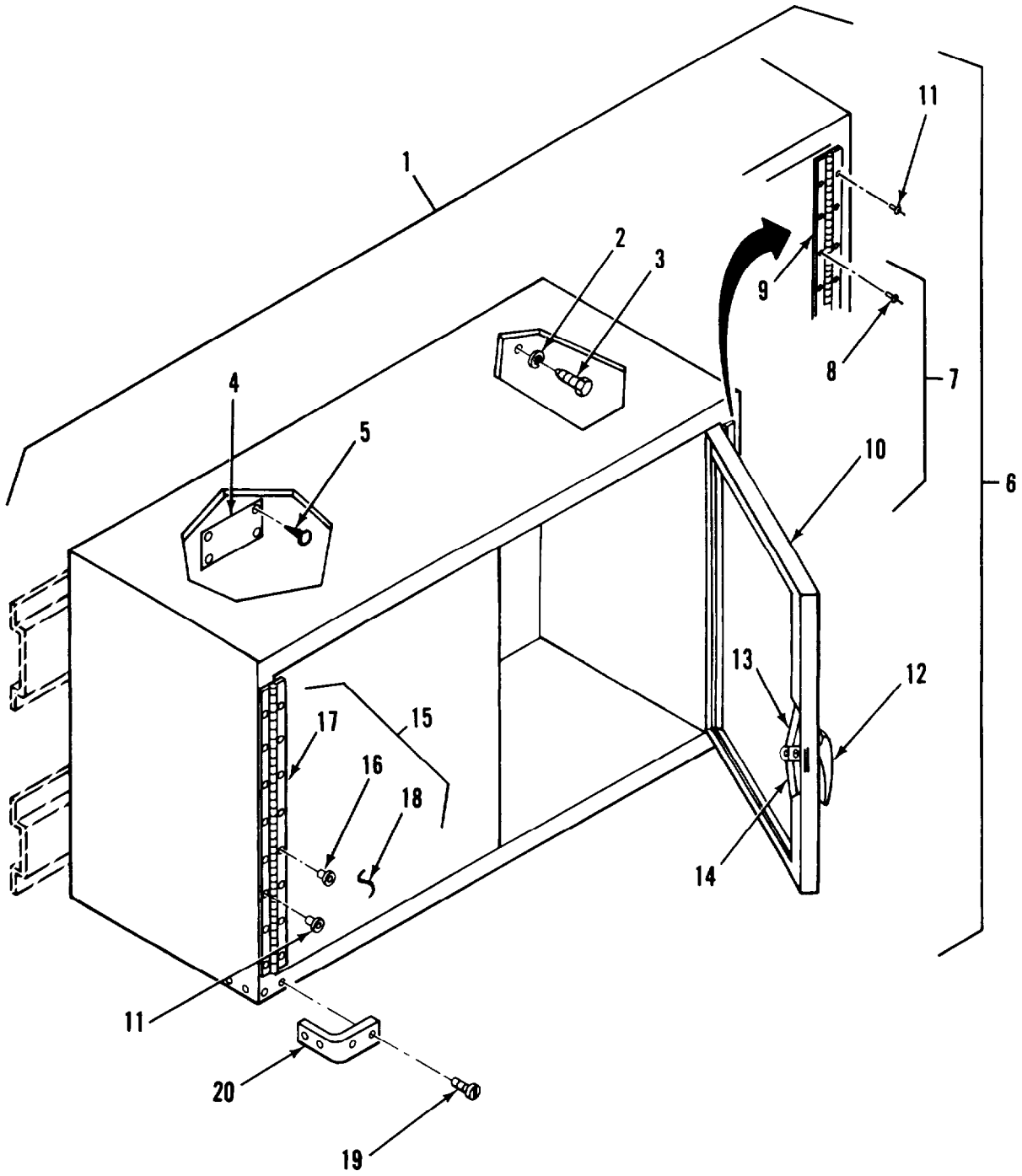


Figure 28. Cabinet, Storage

SECTION II			TM5-6675-317-24P			
(1)	(2)	(3)	(4)	(5)	(6)	
ITEM	SMR	FSCM	PART			
NO	CODE		NUMBER		DESCRIPTION AND USABLE ON CODES(UOC)	QTY
GROUP 07 FURNITURE AND CABINETS						
FIG. 28 CABINET, STORAGE						
1	PFOZZ	97403	1322SE4640		CABINET, TECHNICAL MANUAL STORAGE, DBL DR WALL	1
2	XD022	96906	MS35338-45		• WASHER, LOCK	4
3	XDOZZ	96906	KS9072S-34		• BOLT, MACHINE	4
4	XDOZZ	97403	13225E3613		• PLATE, IDENT	1
5	XDOZZ	96906	MS21318-14		• SCREW, DRIVE	4
6	XD000	51745	ADC-1704-102		• CABINET, STORAGE	1
7	XD000	51745	ADC-1710		• DOOR PANEL ASSY, R	1
8	XDOZZ	81349	M24243/1-0502		• RIVET, BLIND	8
9	PBOZZ	03007	PSO7070706		• HINGE, ACCESS DOOR	1
10	XDOZZ	51745	ADC-1710-1		• DOOR	1
11	XDFZZ	81349	M24243/1-OS02		• RIVET	16
12	PBOZZ	94222	92-20-305-72		• HANDLE, DOOR	1
13	XDOZZ	94222	A5-21-089-10		• ROD, LATCH	1
14	XDOZZ	94222	A5-21-074-10		• ROD, LATCH	1
15	XDOZZ	51745	ADC-1709		• DOOR PANEL ASSY, L	1
16	XDOZZ	81349	M24243/1-D502		• RIVET, BLIND	8
17	PBOZZ	03007	PSO7070706		• HINGE, ACCESS DOOR	1
18	XDOZZ	51745	ADC-1709-1		• DOOR	1
19	XDOZZ	96906	MS51861-16		• SCREW, TAPPING, PNH	4
20	XDOZZ	07393	6905		• BUMPER, RUBBER	1

END OF FIGURE

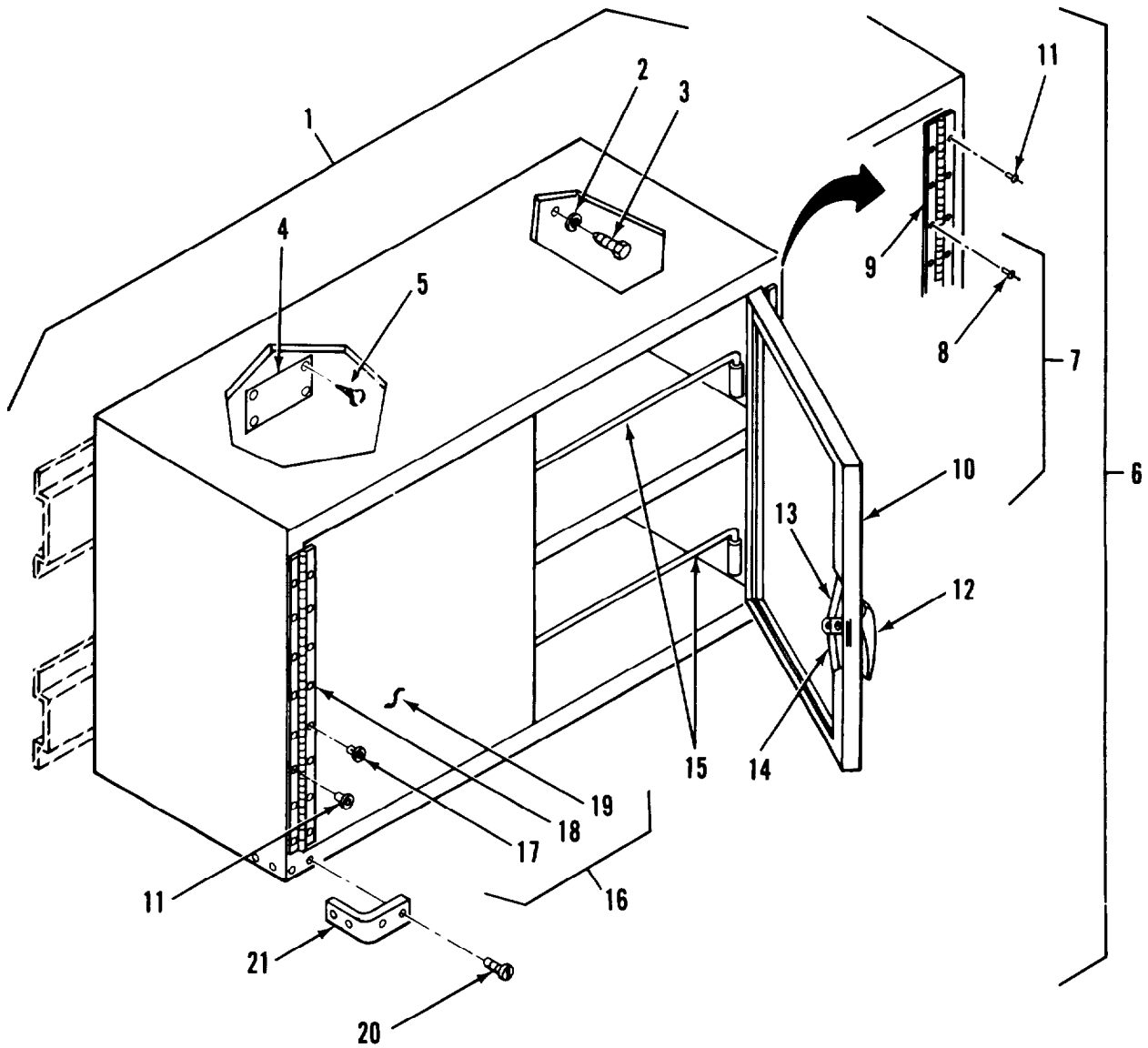


Figure 29. Wall Cabinet, Storage

SECTION II			TM5-6675-317-24P		(5)	(6)
(1)	(2)	(3)	(4)			
ITEM	SMR	FSCM	PART		DESCRIPTION AND USABLE ON CODES(UOC)	QTY
NO	CODE		NUMBER			
GROUP 07 FURNITURE AND CABINETS						
FIG. 29 WALL CABINET,STORAGE						
1	PFOOZ	97403	13225E3150		CABINET,MAP,PLAN STORAGE,DOUBLE DOOR, WALL	1
2	XDOZZ	96906	MS35338-45		.WASHER,LOCK	8
3	XDOZZ	96906	MS90725-34		.BOLT,MACHINE	8
4	XDOZZ	97403	13225E3613		.PLATE,IDENT	1
5	XDOZZ	96906	MS21318-14		. SCREW,DRIVE	4
6	XD000	51745	ADC-1704-101		.CABINET,STORAGE	
7	XD000	51745	ADC-1710		..DOOR,PANEL,RIGHT	1
8	XDOZZ	81349	M24243/1-D502		..R I V E T	8
9	XDOZZ	03007	PS07070706		...HINGE,ACCESS DOOR	1
10	XDOZZ	51745	ADC-1710-1		...DOOR,PANEL,LEFT	1
11	XDOZZ	81349	M24243/1-D502		..RIVET	16
12	PBOZZ	94222	92-20-305-72		..HANDLE,DOOR	1
13	XDOZZ	94222	A5-21-089-10		..ROD,LATCH	1
14	XDOZZ	94222	A5-21-074-10		..ROD,LATCH	1
15	XDOZZ	51745	ADC-1712		..ROD,RETAINING	1
16	XD000	51745	ADC-1709		..DOOR,PANEL,LEFT	1
17	XDOZZ	81349	M24243/1-0502		...RIVET,BLIND	8
18	PBOZZ	03007	PS07070706		...HINGE,ACCESS DOOR	1
19	XDOZZ	51745	ADC-1709-1		...DOOR,PANEL,LEFT	1
20	XDOZZ	96906	MS51861-16		.SCREW,TPG,PNH,X-REC	8
21	XDOZZ	07393	6905		.BUMPER,RUBBER	1

END OF FIGURE

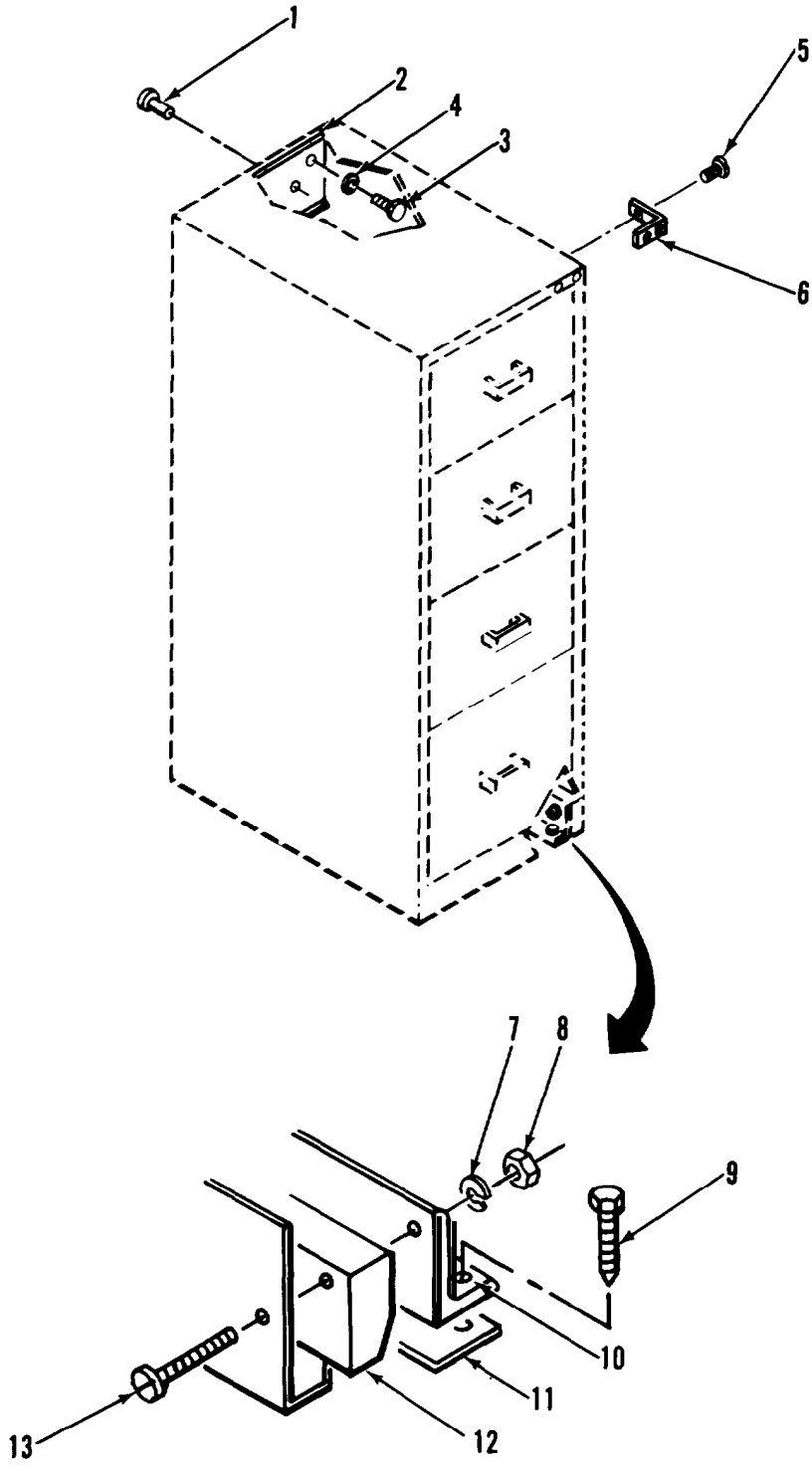


Figure 30. File Cabinet, Four Drawer

SECT ION I I			TM5-6675-317-24P		
(1)	(2)	(3)	(4)	(5)	(6)
ITEM	SMR		PART		
NO	CODE	FSCM	NUMBER	DESCRIPTION AND USABLE ON CODES(UOC)	QTY
GROUP 07 FURNITURE AND CABINETS					
FIG. 30 FILE CABINET,FOUR DRAWER					
1	XDOZZ	81349	M24243/3-D402	.RI VET	16
2	XDFZZ	97403	13225E3710-2	.CHANNEL,MTG	1
3	XDOZZ	96906	MS90725-34	.BOLT,MACHINE,HEX HD	6
4	XDOZZ	96906	MS35338-45	.WASHER,LOCK	3
5	XDOZZ	96906	MS51861-16	.SCREW,TPG,PNH	4
6	XDOZZ	07393	6905	.BUMPER,RUBBER	1
7	XDOZZ	96906	MS35338-42	.WASHER,LOCK	24
8	XDOZZ	96906	MS35649-282	.NUT,PLAIN,HEXAGON	48
9	XDOZZ	96906	MS16992-522	.BOLT ,LAG HEX HD	10
10	XDOZZ	97403	13225E3787	.BRACKET,MOUNTING	4
11	XDOZZ	97403	13225E3588	.SPACER,MTG,FILECAB	4
12	XDOZZ	97403	13225E3687	.SPACER	4
13	XDOZZ	96906	MS35206-252	.SCREW,MACHINE,PNH	48

END OF FIGURE

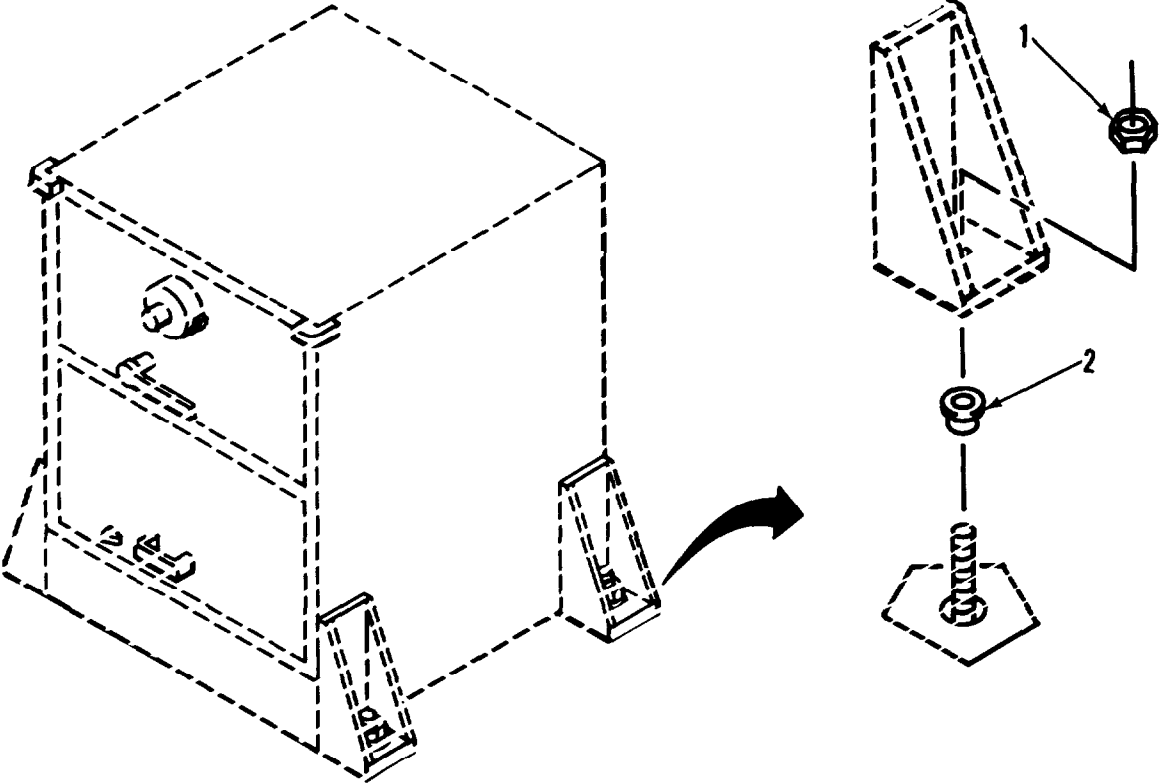


Figure 31. Security Cabinet, Two Drawer

SECTION II			TM5-6675-317-24P		
(1)	(2)	(3)	(4)	(5)	(6)
ITEM	SMR		PART		
NO	CODE	FSCM	NUMBER	DESCRIPTION AND USABLE ON CODES(UOC)	QTY
GROUP 07 FURNITURE AND CABINETS					
FIG. 31 SECURITY CABINET,TWO DRAWER					
1	XDOZZ	96906	MS51967-23	NUT,PLAIN,HEXAGON	4
2	XDOZZ	97403	1322SE3682	INSERT,MTG,FLOOR	4
END OF FIGURE					

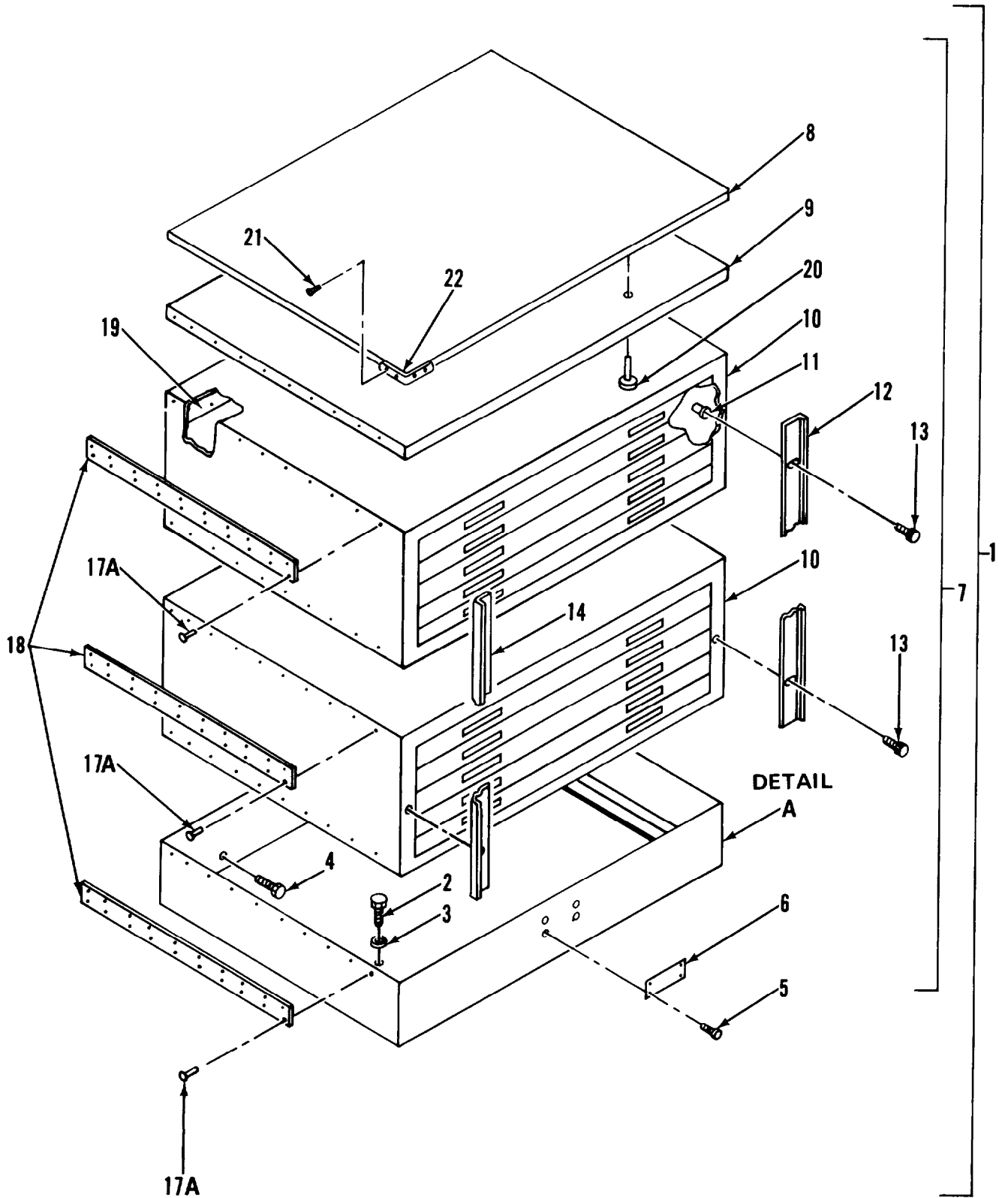


Figure 32. File Cabinet, Map and Plan (Sheet 1 of 2)

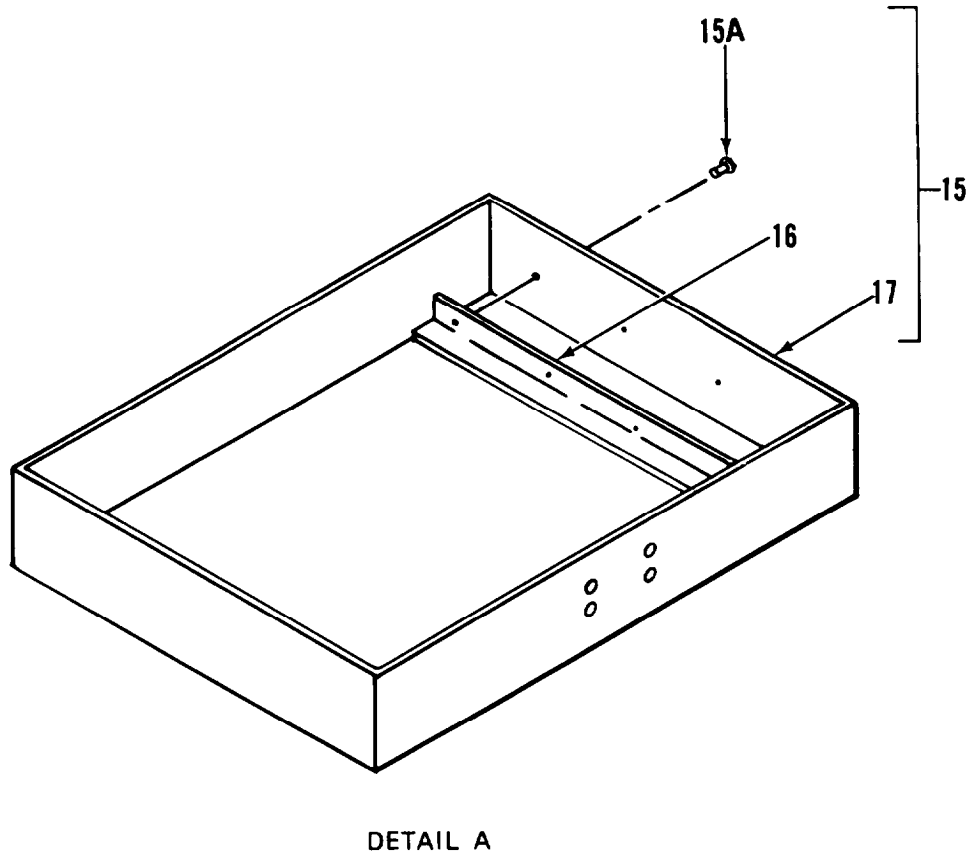


Figure 32. File Cabinet, Map and Plan (Sheet 2 of 2)

SECTION II			TM5-6675-317-24P		(5)	(6)
(1)	(2)	(3)	(4)			
ITEM	SMR		PART			
NO	CODE	FSCM	NUMBER	DESCRIPTION AND USABLE ON CODES(UOC)	GROUP 07	FURNITURE AND CABINETS
FIG. 32 FILE CABINET,MAP AND PLAN						
1	XD000	97403	13225E3138	FILING CABINET		1
2	XDOZZ	96906	MS90725-34	.BOLT,MACHINE		3
3	XDOZZ	96906	MS35338-45	.WASHER,LOCK		3
4	XDOZZ	96906	MS16992-522	.BOLT,LAG,HEX HD		10
5	XDOZZ	96906	MS21318-14	.SCREW,DRIVE		4
6	XDOZZ	97403	13225E3613	.PLATE,IDENT		1
7	XDOZZ	51745	ADC-1749	.CABINET ASSEMBLY		1
8	XDOZZ	51745	ADC-1763	..CAP		1
9	XDOZZ	51745	ADC-1750	..TOP		1
10	PFOZZ	88915	F - 3 4 4 5	..FILING CABINET		2
11	XDOZZ	80205	NAS1329S4K140	..NUT,PLAIN,BLIND RVT		4
12	XDOZZ	51745	ADC-1753-1	..SLIDE,LOCK,CABINET		1
13	XDOZZ	01599	SKA-3	..KNOB, KNURLED		2
14	XDOZZ	51745	ADC-1753-2	..SLIDE,LOCK,CAB		1
15	XDOZZ	51745	ADC-1765	..BASE ASSY, MOD		1
15A	XDOZZ	96906	MS20600~M4W2	...RIVET,BLIND		32
16	XDOZZ	51745	ADC- 1762	...ANGLE, MTG, CAB		2
17	XDOZZ	28134	S4634	...BASE		1
17A	XDOZZ	96906	MS20600-M4U3	..RIVET,BLIND		120
18	XDOZZ	51745	ADC-1751	.. BRACE		6
19	XDOZZ	51745	ADC-1755	.. STIFFENER		1
20	XDOZZ	96906	MS20470-AD6-7	.. RIVET, DRIVE		16
21	XDOZZ	96906	MS24693-S274	.SCREW,MACHINE		2
22	XDOZZ	07393	6905	.BUMPER,RUBBER		1

END OF FIGURE

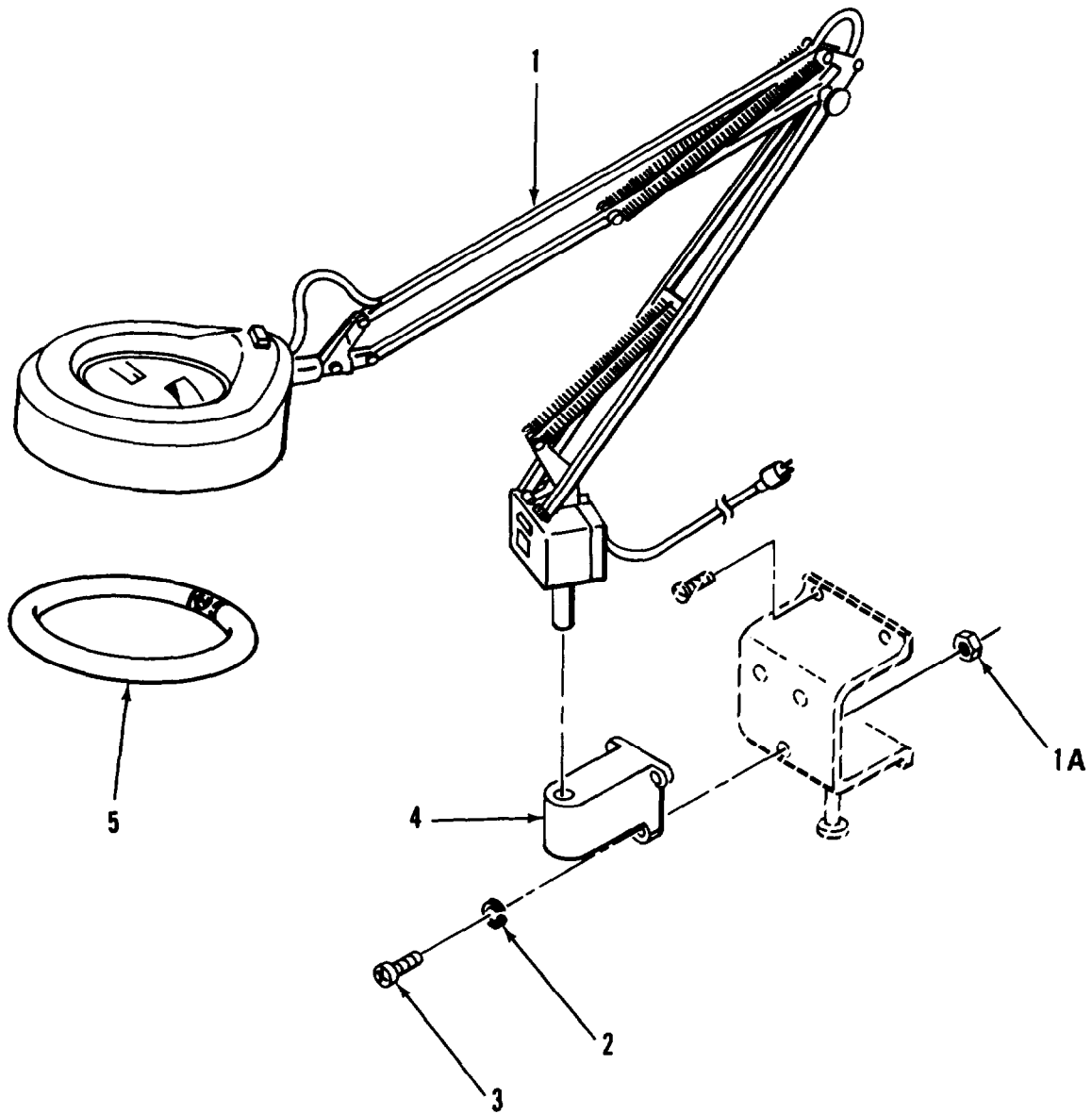


Figure 33. Magnifier Lamp and Mounting

SECTION II			TM5-6675-317-24P		
(1)	(2)	(3)	(4)	(5)	(6)
ITEM	SMR		PART		
NO	CODE	FSCM	NUMBER	DESCRIPTION AND USABLE ON CODES(UOC)	QTY

GROUP 08 SUPPORT ITEMS

FIG. 33 MAGNIFIER LAMP AND MOUNTING

1	PFOOZ	15607	LFM-2/A	MAGNIFIER LAMP, GRAY	1
1A	XDOZZ	96906	MS35649-202	.NUT,PLAIN,HEXAGON	3
2	XDOZZ	96906	MS35338-43	.WASHER,LOCK	3
3	XDOZZ	96906	MS35206-265	.SCREW,MACHINE	3
4	XDOZZ	15607	B	.BRACKET,WALLMOUNT	5
5	PAOZZ	08108	FC8T9/CW	.LAMP,FLUORESCENT	1

END OF FIGURE

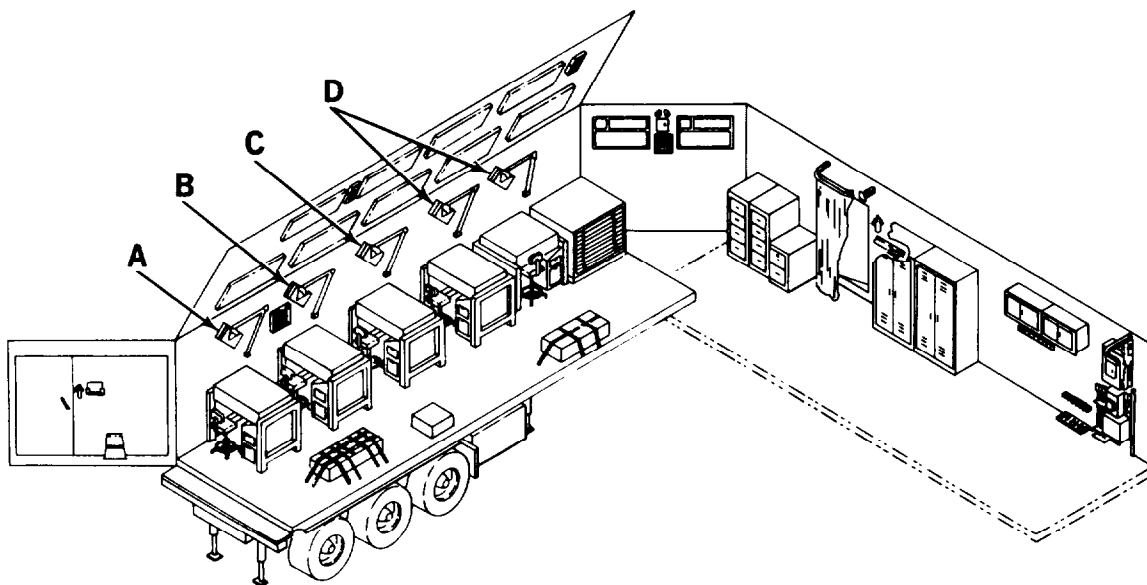


Figure 34. Magnifier Lamp Storage Boxes and Mounting (Sheet 1 of 3)

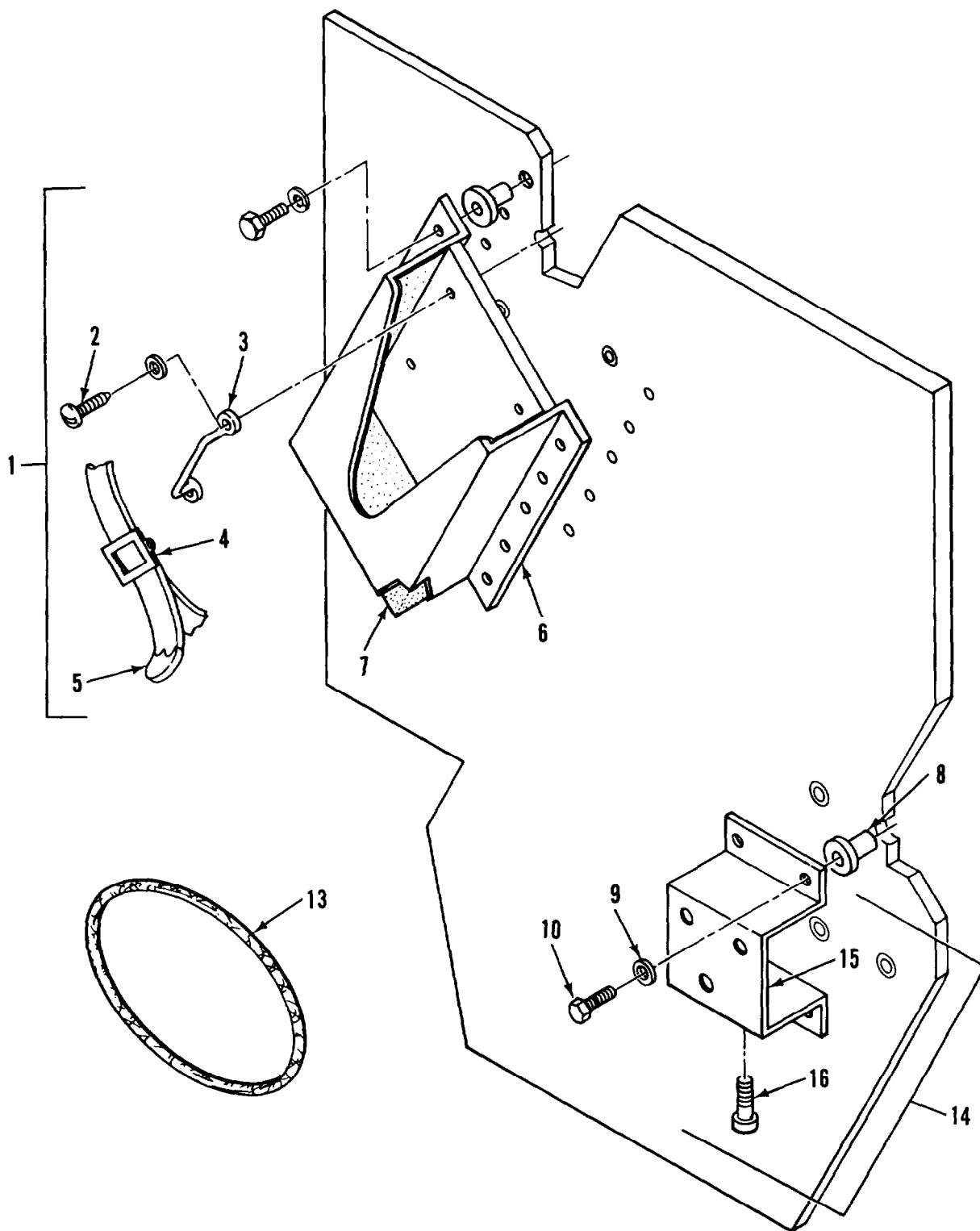
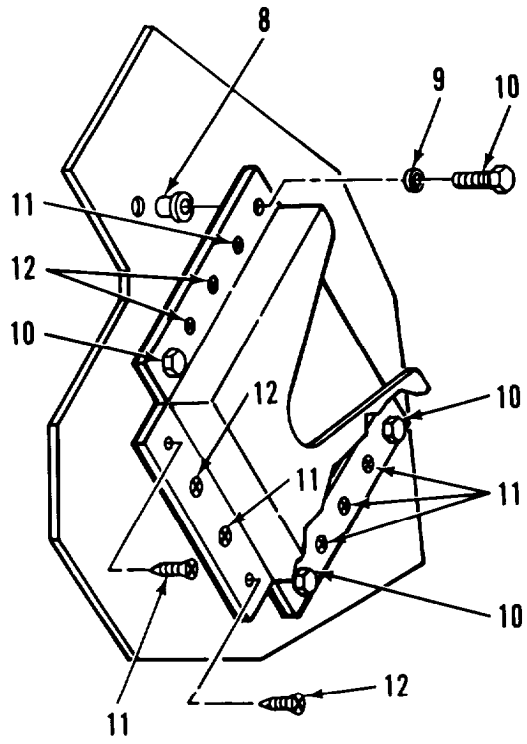
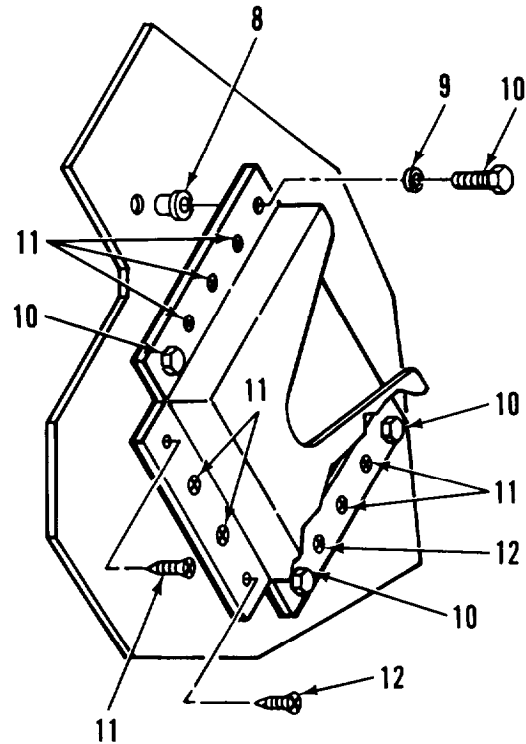


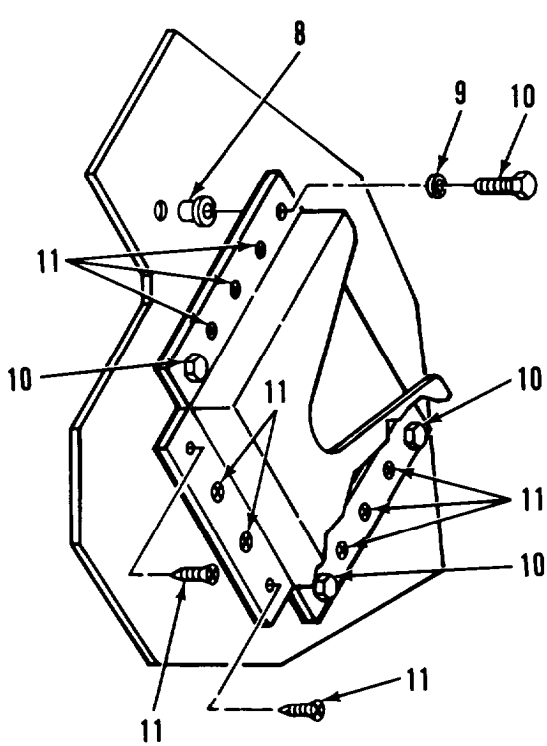
Figure 34. Magnifier Lamp Storage Boxes and Mounting (Sheet 2 of 3)



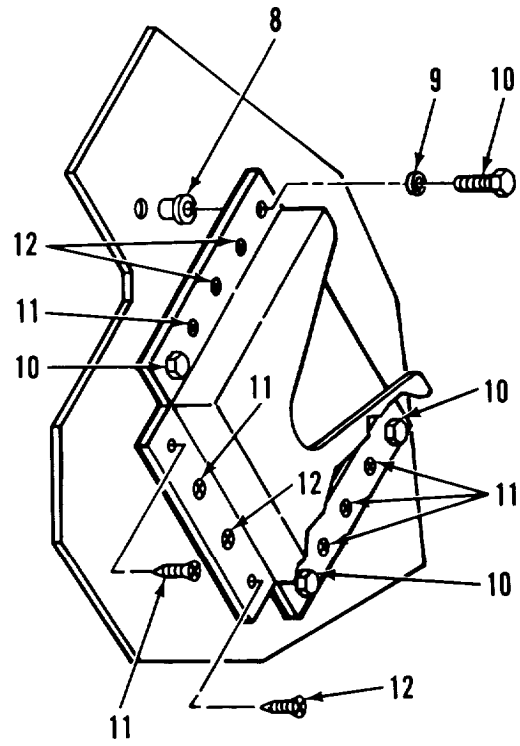
DETAIL A



DETAIL B



DETAIL C



DETAIL D

Figure 34. Magnifier Lamp Storage Boxes and Mounting (Sheet 3 of 3)

SECTION II			TM-6675-317-24P		
(1)	(2)	(3)	(4)	(5)	(6)
ITEM	SMR	FSCM	PART	DESCRIPTION AND USABLE ON CODES(UOC)	CITY
NO	CODE		NUMBER		
GROUP 08 SUPPORT ITEMS					
FIG. 34 MAGNIFIER LAMP STORAGE BOXES AND MOUNTING					
1	XD000	97403	13225E3532	STORAGE BOX ASSY	1
2	XDOZZ	96906	MS24693-570	.SCREW	1
3	XDOZZ	82820	MR 2001	.LOOP,FOOTMAN	2
4	XDOZZ	51745	ADC-1844-104	.STRAP,BUCKLE	1
5	XDOZZ	51745	ADC-1845-107	.STRAP,TIP	1
6	XDOZZ	97403	13225E3515	.BOX ASSY,STORAGE	1
7	XDOZZ	87335	TNB-101-1	.INSULATION,FOAM	1
8	XDOZZ	00613	8L-JN	.NUT,JACK,STEEL	8
9	XDOZZ	96906	MS35338-44	.WASHER,LOCK, SPRING HELICAL	8
10	XDOZZ	96906	MS90725-6	.SCREW,CAP,HEXAGON	12
11	XDOZZ	96906	MS51861-65	.SCREW,TAPPING,THD	10
12	XDOZZ	96906	MS51861-49	.SCREW,TAPPING,PNH	4
13	XDOZZ	78693	4010	.CORD,SHOCK	1
14	XDOZZ	97403	13225E3516	.RETAINER ASSY	1
15	XDOZZ	97403	13225E3516-1	..RETAINER	1
16	XDOZZ	96906	HS51975-14	..SCREW,SHLDR	1

END OF FIGURE

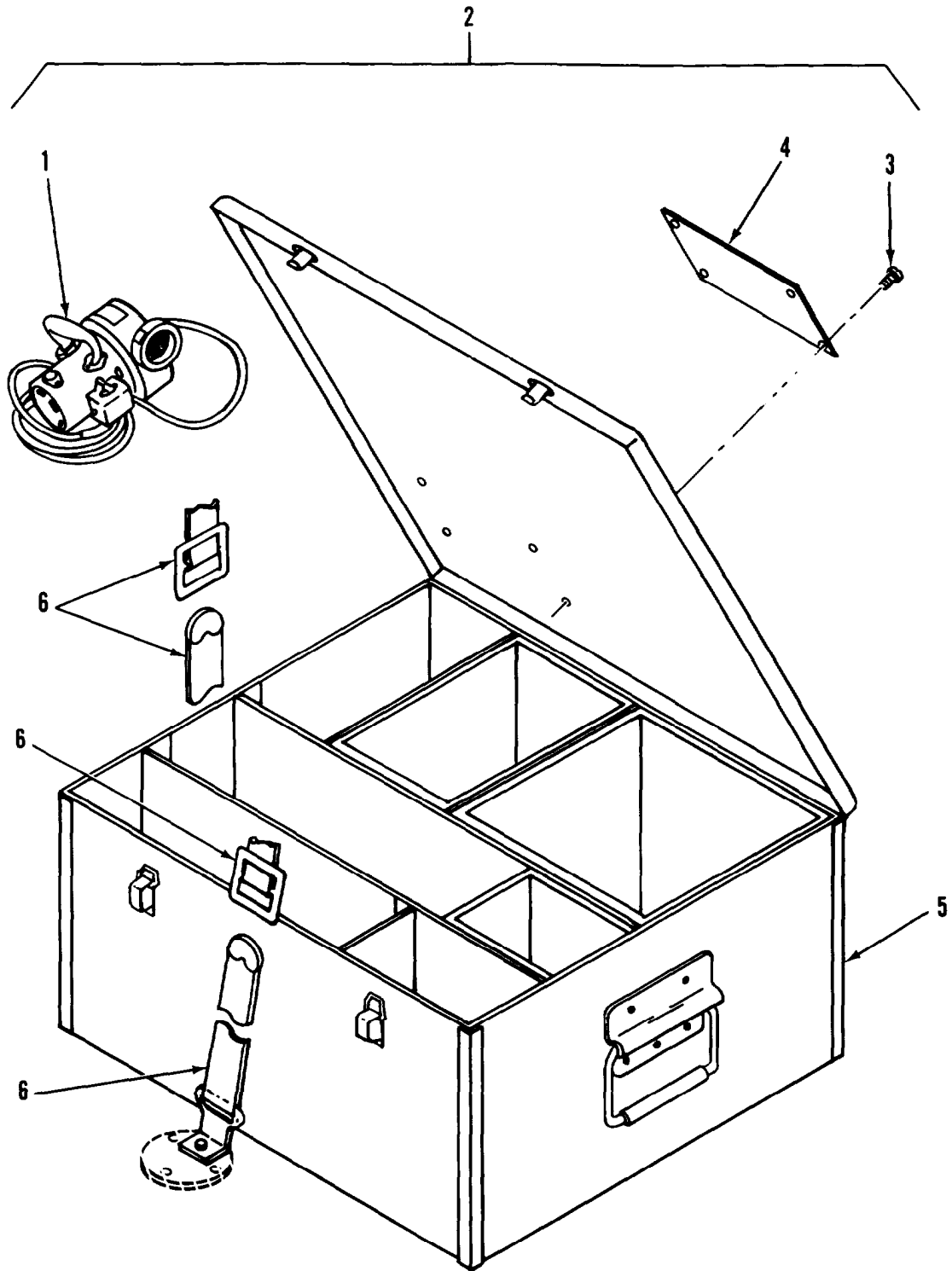


Figure 35. Vacuum Cleaner, Storage Box and Mounting

SECTION II			TM5-6675-317-24P		
(1)	(2)	(3)	(4)	(5)	(6)
ITEM	SMR		PART		
NO	CODE	FSCM	NUMBER	DESCRIPTION AND USABLE ON CDDDES(UOC)	QTY

GROUP 08 SUPPORT ITEMS

FIG. 35 VACUUM CLEANER,STORAGE BOX
AND MOUNTING

1	PBOZO	12835	MVU	CLEANER,VACUUM,ELEC	1
2	XDOZF	97403	13225E3490	..STORAGE CONTAINER, VACUUM	1
3	XDOZZ	96906	MS21318-14	..SCREW,DRIVE	4
4	XDOZZ	97403	13225E3613	..PLATE,IDENT	1
5	XDOZZ	51745	ADC-1950	..BOX STOR ASSY VAC	1
6	PFOZZ	97403	13225E3695-8	..TIE DOWN, CARGO, VEHI	2

END OF FIGURE



Section III. SPECIAL TOOLS LIST

(Not Applicable)



NATIONAL STOCK NUMBER AND PART NUMBER INDEX

STOCK NUMBER	NATIONAL STOCK NUMBER INDEX				FIG.	ITEM
	FIG.	ITEM	STOCK NUMBER	FIG.		
5930-00-054-5892	7	61	5930-01-182-2249	22	11	
	7	72	5930-01-185-1327	22	10	
5315-00-062-5417	15	67		24	19	
	16	69	5330-01-200-9660	1	23	
4140-00-106-6462	8	8	5330-01-200-9661	1	25	
6240-00-152-2985	19	10		16	11	
6240-00-155-7772	24	3	5365-01-200-9677	15	66	
6250-00-179-2354	19	16		16	68	
7910-00-205-3400	35	1	6210-01-200-9740	7	68	
5330-00-248-3847	15	76		7	79	
	16	76	5999-01-203-1019	5	44	
5920-00-252-1699	24	14	6675-01-203-1049	18	1	
5940-00-272-1477	2	101	5930-01-203-2045	20	5	
	5	69A	6250-01-203-2049	19	20	
5920-00-280-8342	5	26	5935-01-203-2055	20	6	
6240-00-556-8654	7	55	6675-01-203-7956	18	28	
6240-00-556-8655	33	5	5340-01-203-8302	28	9	
5930-00-660-5584	2	64		28	17	
5930-00-735-2803	5	29		29	18	
6240-00-862-2362	5	22	6675-01-204-2573	24	13	
8305-00-927-3829	10	16	5930-01-204-6634	24	28	
	10	29	6250-01-205-3959	7	67	
5930-00-944-1086	2	78		7	78	
5305-00-978-9378	15	62	6150-01-210-8732	24	6	
	16	63	6150-01-210-8733	24	7	
5305-00-984-5679	15	63	6240-01-212-9535	24	18	
6210-00-999-8950	22	9	5935-01-212-9616	24	11	
5925-01-021-5222	4	8	5935-01-212-9617	24	12	
5935-01-024-4028	2	62	5930-01-213-3466	7	23	
5935-01-038-7401	2	5		7	33	
5925-01-042-0109	4	7	5330-01-213-5813	15	22	
6675-01-043-6139	22	1		15	89	
6220-01-045-0249	7	21	7125-01-216-7307	29	1	
5930-01-046-2641	25	10	7125-01-219-6799	28	1	
5340-01-070-9364	28	12	5905-01-221-0473	22	7	
	29	12	5355-01-221--0474	24	16	
5925-01-092-9573	4	4	6240-01-221-0475	33	1	
5340-01-093-0062	1	47	6675-01-224-2051	22	23A	
5925-01-111-7562	4	5	3990-01-225-6777	35	6	
6220-01-113-8210	7	31	3990-01-229-1327	14	25	
4940-01-118-1890	25	1	3990-01-229-1328	21	6	
2540-01-133-9726	1	39	3990-01-229-1329	1	2	
6675-01-139-4526	24	1	3990-01-230-0807	21	5	
5925-01-147-8574	4	6	3990-01-234-6561	1	55	
5440-01-152-7751	1	12	3990-01-234-6562	1	51	
7110-01-154-5770	32	10	7125-01-237-3651	27	1	
5930-01-167-7035	5	23	5925-01-240-6744	4	1	
5920-01-171-0324	20	4	5930-01-240-6748	24	17	
5920-01-177-8824	22	13	5905-01-243-4338	24	15	
6240-01-181-9565	22	30	6150-01-247-3650	1	83	

SECTION IV

TM5-6675-317-24P

NATIONAL STOCK NUMBER AND PART NUMBER INDEX

FSCM	PART NUMBER	PART NUMBER INDEX		FIG.	ITEM
		STOCK NUMBER			
00843	A-6R64			5	45
93908	A-6580			2	94A
93908	A-7021			2	94B
03007	AA05050506			10	33
93908	ACE 433-41			2	94
51745	ADC-1704-101			29	6
51745	ADC-1704-102			28	6
51745	ADC-1709			28	15
				29	16
51745	ADC-1709-1			28	18
				29	19
51745	ADC-1710			28	7
				29	7
51745	ADC-1710-1			28	10
				29	10
51745	ADC-1712			29	15
51745	ADC-1734			3	13
51745	ADC-1749			32	7
51745	ADC-1750			32	9
51745	ADC-1751			32	18
51745	ADC-1753-1			32	12
51745	ADC-1753-2			32	14
51745	ADC-1755			32	19
51745	ADC-1762			32	16
51745	ADC-1763			32	8
51745	ADC-1765			32	15
51745	ADC-1844-103			27	17
51745	ADC-1844-104			1	69
				27	15
				34	4
51745	ADC-1845-101			27	16
51745	ADC-1845-105			27	18
51745	ADC-1845-107			34	5
51745	ADC-1950			35	5
51745	ADC-2007			27	19
51745	ADC-2063-101			13	15
51745	ADC-2063-102			12	10
51745	ADC-2065-101			13	21
51745	ADC-2065-102			12	12
51745	ADC-2082			13	4
51745	ADC-2083			13	3
51745	ADC-2084			13	7
51745	ADC-2085			13	8
51745	ADC-2088			3	15
51745	ADCT-4982			1	1
07707	AD34ABS			10	3
				10	30
07707	AD48ABS			10	1
07707	ADS3ABS			10	24
07707	AD53BS			1	49
07707	AD64BS			27	11

NATIONAL STOCK NUMBER AND PART NUMBER INDEX

FSCM	PART NUMBER	PART NUMBER INDEX STOCK NUMBER	FIG.	ITEM
27109	AL3-575709		1	16
88044	AN840-4		9	14
88044	AN960-B3		10	4
88044	AN960-4		5	58
88044	AN960-516		5	77
88044	AN960-616		15	48
			16	42
06175	AP-135-00		21	7
06175	AP-136-00		23	7
03481	A10256		1	73
03481	A10-80		12	7
62555	A11670		1	53
			1	57
94222	A5-21-074-10		28	14
			29	14
94222	A5-21-089-10		28	13
			29	13
15607	B		33	4
99862	CL-21-KA-7.0		15	36
			16	90
99862	CL21-6.00		10	65
55422	CL63-KA-270		1	48
11815	CR917864		9	21
23040	COLY14526B	5920-00-252-1699	24	14
14109	D-CE3778		16	39
14280	DU323		5	51
87335	D008		11	3
			11	21
18520	EL-506P		26	1
30190	E0686	4140-00-106-6462	8	8
93908	E977E		2	90
88915	F-3446	7110-01-154-5770	32	10
08108	FC8T9/CW	6240-00-556-8655	33	5
98313	FDC1225M5		14	24
06535	FM-900-26		1	60
81349	FHN26G1		5	25
92194	FIT-600-5/8		2	22
			2	37
71183	FS4	6250-00-179-2354	19	16
81349	F02A25OVIA	5920-00-280-8342	5	26
04386	F106Z		7	13
89904	F40-WWX	6240-00-556-8654	7	55
79725	G-2100B		2	52
			7	50
79725	G-2100C		2	51
			7	48
79725	G-2100WC		2	48
			7	49
79725	G-2106		7	47
79725	G-2110A		2	46
			7	42

NATIONAL STOCK NUMBER AND PART NUMBER INDEX

FSCM	PART NUMBER	PART NUMBER INDEX		FIG.	ITEM
			STOCK NUMBER		
79725	G-2110B			7	51
79725	G-2111			2	85
				7	53
79725	G-2116			7	52
79725	G-2141			2	49
82942	G-231-N 1/2 THK			10	41
82942	G-231-N 1/8 THK	5330-01-200-9660		1	23
				10	12
				10	42
				16	9
82942	G-231-N 3/4 THK			10	21
82942	G-231-N 3/8 THK			10	43
79725	G-3000B			2	13
				7	5
79725	G-3000CE			2	11
				7	2
79725	G-3000WC			2	12
				7	3
79725	G-3006E			2	10A
				7	1
79725	G-3007C			2	3
79725	G-3010B			2	15
79725	G-3011E			2	32
				7	6
79725	G3015E			2	28
79725	G-3017TCE			2	10
79725	G-3086A			2	29
				2	74
51174	HP82087A			26	3
51174	HP82109A			26	2
1G500	JAB58H			1	68
				1	86
81860	K1015			3	6
16543	LB440A-RT-RIF			7	65
				7	76
15607	LFM-2/A	6240-01-221-0476		33	1
81348	LS125	8305-00-927-3829		10	16
				10	29
81790	L70			5	59
07707	MD636BS			1	4
07707	MD650BS			1	3
82820	MR 2001			1	5
				27	14
				34	3
96906	MS14311-4PA			2	87
96906	MS15795-8			5	42
				15	24
				15	86
96906	MS15795-811			1	62
96906	MS16992-522			3	22
				17	4

SECTION IV

TM 5-6675-317-24P

NATIONAL STOCK NUMBER AND PART NUMBER INDEX

FSCM	PART NUMBER	PART NUMBER INDEX		FIG.	ITEM
			STOCK NUMBER		
96906	MS16992-522			27	4
				30	9
				32	4
96906	MS16992-524			1	71
				3	3
				14	1
96906	MS16992-526			1	81
96906	MS16992-541			16	21
96906	MS16992-708			16	35
96906	MS16997-58	5305-00-978-9378		15	62
				16	63
				16	37
96906	MS171470			15	56
96906	MS171592			15	69
				16	55
				16	71
96906	MS17984-1014	5340-01-093-0062		1	47
96906	MS20392-5C23			15	49
				16	44
96906	MS20392-5C33			15	50
				16	43
39428	MS20426AD4-5			10	10
96906	MS20426AD4-6			16	3
96906	MS20470-AD3-3			8	11
96906	MS20470-AD3-5			8	13
96906	MS20470-AD6-7			32	20
96906	MS20470-A2-4			15	81
96906	MS20470AD3-5			8	28
96906	MS20470AD3-7			8	24
96906	MS20470AD3-8			8	31
96906	MS20600-AD8W3			5	99
96906	MS20600-AD8W6			1	15
96906	MS20600-AD8W9			1	14
96906	MS20600-B6W1			15	4
96906	MS20600-B6W3			15	1
96906	MS20600-B6W4			15	3
96906	MS20600-B6W5			15	16
96906	MS20600-B8W10			15	14
96906	MS20600-B8W3			15	18
				16	25
				15	17
96906	MS20600-B8W8			15	13
96906	MS20600-M4W2			32	15A
96906	MS20600-M4W3			32	17A
96906	MS20601-B6W4			15	7
96906	MS20601-B8W4			15	9
96906	MS20604-B3W2			5	52
96906	MS20604-B3W3			5	70
96906	MS21207-C14-16			14	23
96906	MS21266-2N			2	84A
97403	MS21318-13			6	1

NATIONAL STOCK NUMBER AND PART NUMBER INDEX

FSCM	PART NUMBER	PART NUMBER INDEX STOCK NUMBER	FIG.	ITEM
96906	MS21318-14		2	7
			28	5
			29	5
			32	5
			35	3
96906	MS21783-15		9	20
96906	MS24665-285		15	47
96906	MS24665-291		16	41
96906	MS24693-S274		1	75
			32	21
96906	MS24693-S51		16	1
96906	MS24693-S70		34	2
96906	MS25036-153		8	3
96906	MS25043-18D		5	65
96906	MS27183-11		5	48
96906	MS27183-12		15	79
			16	60
			18	26
96906	MS27183-14		1	8
			3	1
96906	MS27183-15		14	1A
			1	42
96906	MS27183-19		9	6
			16	36
96906	MS27183-4		2	72
96906	MS27183-42		3	7
			10	49
96906	MS27183-7		5	10
96906	MS271 83-9		5	34
96906	MS27736-28	5930-01-167-7035	5	23
96906	MS29513-115	5330-00-248-3847	15	76
			16	76
96906	MS3102-E18-3P		5	62
96906	MS3108-818-11S		2	23
			2	38
96906	MS3367-2-9		2	18
96906	MS3367-7-9		9	15
96906	MS35190-225		2	70
96906	MS35190-241		2	100
			5	69
96906	MS35190-253		7	14
96906	MS35190-257		1	17
96906	MS35190-319		16	27
96906	MS35191-273		3	5
			8	34
96906	MS35206-217		5	64
96906	MS35206-230		5	14
96906	MS35206-231		10	39
96906	MS35206-233		2	99
			5	67
			7	46

SECTION IV

TM5-6675-317-24P

NATIONAL STOCK NUMBER AND PART NUMBER INDEX

FSCM	PART NUMBER	PART NUMBER INDEX		FIG.	ITEM
			STOCK NUMBER		
96906	MS35206-243			5	4
				7	7
				11	16
96906	MS35206-245			2	30
96906	MS35206-247			5	40
96906	MS35206-248			7	18
				7	28
				1	27
96906	MS35206-249			16	13
96906	MS35206-252			27	7
				30	13
				10	48
96906	MS35206-265			33	3
				5	60
				6	3
96906	MS35206-281			5	46
96906	MS35206-283			7	56
96906	MS35206-296			3	21A
96906	MS35206-298			5	78
				16	64
				15	63
96906	MS35206-299	5305-00-984-5679		16	66
96906	MS35206-301			3	16
				17	1A
				5	53
96906	MS35206-354			5	12
96906	MS35207-261			5	32
96906	MS35207-264			5	12
96906	MS35207-281			19	12
96906	MS35214-20			19	18
96906	HS35215-55			19	13
96906	MS 35333-36			19	19
96906	MS35333-39			19	19
96906	MS35338-139			1	63
96906	MS35338-40			2	68
				5	63
				7	44
96906	MS35338-41			10	38
96906	MS35338-42			1	28
				5	3
				5	11
				5	41
				7	19
				7	29
				11	17
				16	14
				27	?
				30	7
96906	MS35338-43			3	8
				5	54
				33	2
96906	MS35338-44			5	33
				5	86

SECTION IV

TM5-6675-317-24P

NATIONAL STOCK NUMBER AND PART NUMBER INDEX

FSCM	PART NUMBER	PART NUMBER INDEX		FIG.	ITEM
			STOCK NUMBER		
96906	MS35338-44			6	4
				15	32
				16	86
				18	40A
				34	9
96906	MS35338-46			1	7
				3	2
				5	76
				7	57
				15	64
				16	65
				17	3
				21	2
				23	2
				27	2
				28	2
				29	2
				30	4
				32	3
		96906	MS35338-46		
				3	18
				5	47
				9	7
				9	19
		18	35		
96906	MS35425-39			1	64
96906	M4535425-74			3	17
96906	MS35492076			8	18
96906	MS35493-79			1	79
96906	MS35649-202			10	50
				33	1A
96906	MS35649-2252			5	87
				18	40
96906	MS35649-2312			3	14
				5	75
				17	2
96906	MS35649-2382			1	44
96906	MS35649-242			2	69
				5	57
				19	11
96906	MS35649-262			7	43
96906	MS35649-282			5	43
				7	11
				18	12
				27	5
				30	8
96906	MS35650-302			3	9
				19	17
96906	MS35674-41		5315-00-062-5417	15	67
				16	69
96906	MS35751-166			15	46

NATIONAL STOCK NUMBER AND PART NUMBER INDEX

FSCM	PART NUMBER	PART NUMBER INDEX		FIG.	ITEM
		STOCK	NUMBER		
96906	MS35751-75			15	12
96906	MS51861-14			8	37
96906	MS51861-16			17	8
				28	19
				29	20
				30	5
96906	MS51861-22			16	95
96906	MS51861-24			12	11
				13	13
				15	35
				16	89
96906	MS51861-26			2	20
				10	54
96906	MS51861-35			15	23
				15	84
				16	81
96906	MS51861-37			10	18
				11	14
				13	9
				16	100
				19	21
96906	MS51861-45			15	82
				16	79
96906	MS51861-46			2	6
				2	67
				2	98
				5	1
				7	4
96906	MS51861-47			10	52
				12	13
				13	1
				15	25
				15	90
				16	33
				16	92
96906	MS51861-49			10	23
				10	46
				15	27
				34	12
96906	MS51861-50			15	20
				16	24
96906	MS51861-51			1	70
96906	MS51861-65			1	59
				34	11
96906	MS51862-34			1	67
96906	MS51862-36			16	17
96906	MS51922-49			15	44
				16	49
96906	MS51952-1			9	13
96906	MS51959-46			18	13
				19	7

NATIONAL STOCK NUMBER AND PART NUMBER INDEX

FSCM	PART NUMBER	PART NUMBER INDEX		FIG.	ITEM
			STOCK NUMBER		
96906	MS51959-81			18	23
96906	MS51959-82			18	9
96906	MS51967-14			15	53
				16	47
96906	MS51967-23			31	1
96906	MS51975-14			34	16
96906	MS90725-10			15	31
				16	85
96906	MS90725-13			2	73
96906	MS90725-16			18	41
96906	MS90725-178			16	52
96906	MS90725-29			21	3
				23	3
96906	MS90725-3			8	1
96906	MS90725-34			27	1A
				28	3
				29	3
				30	3
				32	2
96906	MS90725-40			1	9
96906	MS90725-5			18	42
96906	MS90725-6			34	10
96906	MS90725-62			1	40
96906	MS90725-64			9	18
96906	MS90725-68			1	36
96906	MS90725-70			9	23
96906	MS90726-58			9	8
96906	MS90726-64			9	11
12835	MVU		7910-00-205-3400	35	1
81349	M24243/1-A403			12	6
				16	94
81349	M24243/1-A804			15	8
81349	M24243/1-B302			2	60
81349	M24243/1-B403			1	37A
				11	2
				11	8
				11	20
				13	12
81349	M24243/1-B404			14	17
81349	M24243/1-B405			10	37
81349	M24243/1-B502			10	25
				10	32
81349	M24243/1-B504			10	34
81349	M24243/1-B604			14	19
81349	M24243/1-D405			27	13
81349	M24243/1-D502			28	8
				28	11
				28	16
				29	8
				29	11
				29	17

SECTION IV

TM5-6675-317-24P

NATIONAL STOCK NUMBER AND PART NUMBER INDEX

FSCM	PART NUMBER	PART NUMBER INDEX		FIG.	ITEM
			STOCK NUMBER		
81349	M24243/3-D402			30	1
81349	M24243/5A402			13	16
81349	M24243/5-A403			1	19
				13	5
81349	M24243/6-A602H			15	20A
81349	M24243/6-A606H			9	17
80205	NAS1329ADO8-160			1	33
80205	NAS1329A08K120			16	18
80205	NAS1329A3-130			8	20
80205	NAS1329A3-80			8	35
80205	NAS1329A4B140			8	15
80205	NAS1329A5K125			3	12
				14	21
80205	NAS1329C08-75			5	6
80205	NAS1329C3-80			13	20
80205	NAS1329S06-75			5	20
80205	NAS1329S08-120			7	25
				7	35
80205	NAS1329S08-75			2	34
				2	106A
				2	113
				7	10
				7	39
80205	NAS1329S4K140			32	11
80205	NAS1330A03-106			1	32
80205	NAS1330A06K161			1	24A
				16	5
80205	NAS1330A08-106			16	20
80205	NAS1330A3-166			5	98
80205	NAS1330A4-211			16	97
80205	NAS1330A4B151			15	39
80205	NAS1330A5K256			1	6
				14	5
				14	9
				14	12
				14	15
80205	NAS1330C6KB296			16	28
80205	NAS1330S08-281			10	36
80205	NAS133053-116			3	26
72962	NT8407CP			1	37
				15	11
74951	NX502B1-25	5330-01-213-5813		15	22
				15	89
71590	PA100IM	5930-00-735-2803		5	29
81349	PB09NCOI	5940-00-272-1477		2	101
				5	69A
56365	PK-23GTA			5	36
03007	PSO7070706	5340-01-203-8302		28	9
				28	17
				29	9
				29	18

NATIONAL STOCK NUMBER AND PART NUMBER INDEX

PART NUMBER INDEX
STOCK NUMBER

FSCM	PART NUMBER	STOCK NUMBER	FIG.	ITEM
90920	P318K		11	18
55422	P74-144		1	85
81487	Q0I20GFI	5925-01-021-5222	4	8
81487	Q2M3100MT	5925-01-240-6744	4	1
81349	RCR07G104JR		5	17
81349	RCR07G223JR		5	16
98775	RIF-1	6210-01-200-9740	7	68
			7	79
98775	RM-2S40-TP	6250-01-205-3959	7	67
			7	78
80063	SC-B-539465		1	65
80063	SC-C-539463		1	61
80063	SC-D-539464		1	66
07707	SD43BS		3	19A
			27	10
01599	SKA-3		32	13
80063	SM-B-633234-1	5930-00-944-1086	2	78
03481	SS37K211L		9	22
28134	S4634		32	17
73559	TA201-T WB	5930-01-046-2641	25	10
59730	TC812		2	19
87335	TNBI0I-1		34	7
81487	Q2M3100MT	5925-01-042-0109	4	7
81348	WC375/01-003	5925-01-111-7562	4	5
81348	WC375/02-004	5925-01-092-9573	4	4
81348	WC375/02-00	5925-01-147-8574	4	6
81348	WC375/03-004		4	3
81348	WC596/4I-2	5935-01-024-4028	2	62
81348	WC596/77-1	5935-01-038-7401	2	5
81348	WL116-5T	6240-00-152-2986	19	10
81348	WS896-2-02A	5930-00-660-6584	2	64
30536	XX-78322		12	5
			13	17
75477	X8728-24		5	79
75364	000-021-011		25	11
75364	000-265-070		25	2
75364	000-348-047		25	8
75364	000-348-052		25	6
75364	000-348-146		25	9
75364	000-352-043		25	4
75364	000-355-004		25	5
75364	000-601-571		25	7
75364	000-650409		25	13
75364	000-850-006		25	12
75364	000-855-015		25	3
75364	000-857-095		25	14
82634	0111-0002	5930-00-054-5892	7	61
			7	72
16956	08471		2	43
77820	10-40450-18		5	61
90759	100		7	60

SECTION IV

TM5-6675-317-24P

NATIONAL STOCK NUMBER AND PART NUMBER INDEX

FSCM	PART NUMBER	PART NUMBER INDEX		FIG.	ITEM
			STOCK NUMBER		
90759	100			7	71
50926	1017			1	29
				16	15
90759	104W-3/4 INCH			7	62
				7	73
92194	1230			9	9
77625	12311		6240-01-181-9565	22	30
52555	12661			1	52
				1	56
97403	13216E6138-2			9	1
97403	13216E6152			9	4
97403	13216E6153			9	3
97403	13225E3058-48			7	12
97403	13225E3061			3	4
97403	13225E3061-1			3	10
97403	13225E3062			3	11
97403	13225E3063			1	82
97403	13225E3066			1	80
97403	13225E3073			1	78
97403	13225E3074		2540-01-133-9726	1	39
97403	13225E3075			1	45
				16	23
97403	13225E3076			1	46
97403	13225E3078-11			2	54
97403	13225E3078-12			2	53
97403	13225E3078-2			2	108
97403	13225E3078-3			2	86
97403	13225E3078-4			2	59
97403	13225E3078-5			2	56
97403	13225E3078-6			2	55
97403	13225E3078-7			2	9
97403	13225E3078-8			2	16
97403	13225E3078-9			2	57
97403	13225E3080			2	107
97403	13225E3086			1	38
97403	13225E3087			1	50
97403	13225E3094			14	20
97403	13225E3094-1			14	22
97403	13225E3095-101			7	69
97403	13225E3095-102			7	58
97403	13225E3097			3	23
97403	13225E3100			1	77
97403	13225E3103			5	56
97403	13225E3103-34			5	90
97403	13225E3103-35			5	92
97403	1322563103-36			5	96
97403	13225E3103-37			5	95
97403	13225E3103-38			5	93
97403	13225E3103-42			5	80
97403	13225E3104			5	97
97403	13225E3109			5	55

SECTION IV

TM5-6675-317-24P

NATIONAL STOCK NUMBER AND PART NUMBER INDEX

FSCM	PART NUMBER	PART NUMBER INDEX		FIG.	I T E M
			STOCK NUMBER		
97403	13225E3113			2	31
				5	2
				7	37
97403	13225E3114			5	5
97403	13225E3116-1			5	68
97403	13225E3116-2			2	102
97403	13225E3117-1			5	66
97403	13225E3117-2			2	103
97403	13225E3121			5	71
97403	13225E3122			5	72
97403	13225E3123			5	88
97403	13225E3124			5	83
97403	13225E3125			5	84
97403	13225E3126			5	85
97403	13225E3127			3	24
97403	13225E3130			7	27
97403	13225E3131			7	20
				7	30
				32	1
97403	13225E3138			3	19
97403	13225E3140			3	20
97403	13225E3140-2			3	21
97403	13225E3141			3	25
97403	13225E3143			3	27
97403	13225E3144			7	59
97403	13225E3146			7	70
97403	13225E3147-5			1	338
97403	13225E3148			2	14
97403	13225E3149			7	23A
				7	33A
				7	24
97403	13225E3149-1			7	34
97403	13225E3150	7125-01-216-7307		29	1
97403	13225E3151			16	83
97403	13225E3152-1			15	77A
97403	13225E3152-3			16	101
97403	13225E3153			15	34
				16	88
				15	42
97403	13225E3154			8	2
97403	13225E3245			8	5
97403	13225E3246			8	36
97403	13225E3247			8	25
97403	13225E3248			8	26
97403	13225E3248-1			8	29
97403	13225E3249			8	27
97403	13225E3250			8	21
97403	13225E3262			8	23
97403	13225E3263			8	33
97403	13225E3264			8	19
97403	13225E3265			8	32
97403	13225E3266-1			8	

SECTION IV

TM5-6675-317-24P

NATIONAL STOCK NUMBER AND PART NUMBER INDEX

FSCM	PART NUMBER	PART NUMBER INDEX STOCK NUMBER	FIG.	ITEM
97403	13225E3266-2		8	30
97403	13225E3269		8	22
97403	13225E3273		8	16
97403	13225E3274	6150-01-247-3650	1	83
97403	13225E3275		5	35
97403	13225E3276		5	30A
97403	13225E3277		8	17
97403	13225E3278		8	10
97403	13225E3281		8	12
97403	13225E3282		5	15
97403	13225E3283		5	19
97403	13225E3284		11	19
97403	13225E3289		1	31
			16	19
97403	13225E3292		1	26
			16	12
97403	13225E3293	5330-01-200-9661	1	25
			16	11
97403	13225E3294		1	30
			16	16
97403	13225E3295		1	24
			16	4
97403	13225E3295-1		1	24B
			16	6
97403	13225E3299-1(W2)		2	36
97403	13225E3299-2(W3)		2	21
97403	13225E3321		7	36
97403	13225E3322		2	66
97403	13225E3322-2		2	76
97403	13225E3323-109		2	42
97403	13225E3343		2	8
97403	1322E3346		15	83
			16	80
97403	13225E3349-102		2	27
97403	13225E3353		5	50
97403	13225E3354		2	58
97403	1322E3355		2	110
97403	13225E3356		2	80
97403	13225E3357		2	109
97403	13225E3360-3		5	94
97403	13225E3360-4		5	91
97403	13225E3361		7	38
97403	13225E3364		2	82
97403	13225E3368		4	2
97403	13225E3386		11	1
97403	13225E3398		2	77
97403	13225E3405		16	84
97403	13225E3406		16	40
97403	13225E3427		2	97
97403	13225E3490		35	2
97403	13225E3512		2	112

SECTION IV

TM5-6675-317-24P

NATIONAL STOCK NUMBER AND PART NUMBER INDEX

FSCM	PART NUMBER	PART NUMBER INDEX		FIG.	ITEM
			STOCK NUMBER		
97403	13225E3513			2	111
97403	13225E3515			34	6
97403	13225E3516			34	14
97403	13225E3516-1			34	15
97403	13225E3532			34	1
97403	13225E3544			27	8
97403	13225E3545			27	9
97403	13225E3552			12	4
97403	13225E3559			13	24
97403	13225E3561			11	9
97403	13225E3562			11	13
97403	13225E3563			11	12
97403	1322563564			11	11
97403	13225E3566-1			11	10
97403	13225E3566-2			11	7
97403	13225E3578			11	4
97403	13225E3579			11	5
97403	13225E3580			11	6
97403	13225E3581			17	6
97403	13225E3582			17	5
97403	13225E3586			11	15
97403	13225E3588			30	11
97403	13225E3613			28	4
				29	4
				32	6
				35	4
97403	13225E3625			15	85
97403	13225E3632			15	61
				16	51
97403	13225E3656			14	7
97403	13225E3665			15	43
97403	13225E3665-4			15	91
97403	13225E3665-43			15	73
97403	13225E3665-5			15	92
97403	13225E3669			17	1
97403	13225E3682			31	2
97403	13225E3687			30	12
97403	13225E3690-1			2	96
97403	13225E3691			16	31
97403	13225E3695-1			23	5
97403	13225E3695-10	3990-01-229-1328		21	6
				23	6
97403	13225E3695-12	3990-01-230-0807		21	5
97403	13225E3695-13	3990-01-229-1329		1	2
97403	13225E3695-6	3990-01-229-1327		14	25
97403	13225E3695-8	3990-01-225-6777		35	6
97403	13225E3703			1	41
97403	13225E3709			1	35
97403	13225E3710-2			30	2
97403	13225E3712			16	32
97403	13225E3713			13	11

NATIONAL STOCK NUMBER AND PART NUMBER INDEX

FSCM	PART NUMBER	PART NUMBER INDEX		FIG.	ITEM
			STOCK NUMBER		
97403	13225E3716			10	45
97403	13225E3717			10	44
97403	13225E3720			10	47
97403	13225E3722			15	30
97403	13225E3723			9	24
97403	13225E3745			12	3
97403	13225E3747			16	82
97403	13225E3748			16	96
97403	13225E3750			15	38
97403	13225E3751			15	29
97403	13225E3752			15	28
97403	13225E3757			16	22
97403	13225E3759			15	19
97403	13225E3779			15	26
97403	13225E3780			15	6
97403	13225E3781			15	5
97403	13225E3783			12	14
97403	13225E3784			15	41
97403	1322563785			14	18
97403	13225E3787			30	10
97403	13225E3788			13	14
97403	13225E3792	7125-01-237-3651		27	1
97403	13225E3792-2			27	12
97403	13225E3797			13	2
97403	13225E3798			13	10
97403	13225E3799			13	6
97403	13225E3802			15	75
				16	77
97403	13225E3803			15	80
				16	61
97403	13225E3804			15	77
				16	78
97403	13225E3805			15	78
				16	59
97403	13225E3807			9	5
97403	13225E3812			16	98
97403	13225E3818-1			15	88
97403	13225E3818-2			15	87
97403	13225E3820			16	99
97403	13225E3823			15	2
97403	13225E3826			10	35
97403	13225E3832			10	17
97403	13225E3841			10	14
97403	13225E3841-1			10	15
97403	13225E3842			10	26
97403	13225E3846			10	27
97403	13225E3846-1			10	28
97403	13225E3847			10	19
97403	13225E3851			10	7
97403	13225E3851-1			10	9
97403	13225E3852			10	2

NATIONAL STOCK NUMBER AND PART NUMBER INDEX

FSCM	PART NUMBER	PART NUMBER INDEX		FIG.	ITEM
			STOCK NUMBER		
97403	13225E3855			10	13
97403	13225E3865			12	8
				13	18
97403	13225E3869			10	8
97403	13225E3871			16	29
97403	13225E3872			16	30
97403	13225E3894			10	51
97403	13225E3974			15	40
97403	13225E3982-5			2	84
97403	13225E3984-5			1	33A
97403	13225E3986			16	38
97403	13225E3996			2	106
97403	13225E3997			2	105
				7	8
97403	13225E4019			2	33
97403	13225E4078			7	17
97403	13225E4079			7	9
97403	13225E4086			15	58
				15	71
				16	57
				16	73
97403	13225E4087			15	57
				15	70
				16	56
				16	72
97403	13225E4088-101			15	59
				16	58
97403	13225E4088-102			15	72
				16	74
97403	13225E4089-1			15	55
				16	54
97403	13225E4089-2			15	68
				16	70
97403	13225E4090			15	74
				16	75
97403	13225E4091			15	60
				16	53
97403	13225E4092			15	45
				16	50
97403	13225E4093			15	51
				16	45
97403	13225E4117			15	33
				16	87
97403	13225E4233			10	22
97403	13225E4240			10	40
97403	13225E4241			14	6
97403	13225E4242			14	8
97403	13225E4242-1			14	10
97403	13225E4243			14	11
97403	13225E4243-1			14	13
97403	13225E4244			14	14

SECTION IV

TM5-6675-317-24P

NATIONAL STOCK NUMBER AND PART NUMBER INDEX

FSCM	PART NUMBER	PART NUMBER INDEX		FIG.	ITEM
			STOCK NUMBER		
97403	13225E4244-1			14	16
97403	13225E4245			1	72
97403	13225E4245-1			1	74
97403	13225E4246			14	2
97403	13225E4247			14	3
97403	13225E4248			14	4
97403	13225E4262			23	1
97403	13225E4263			15	10
97403	13225E4266			15	15
97403	13225E4269			21	4
				23	4
97403	13225E4276			2	47
97403	13225E4283			21	1
97403	13225E4346			2	79
97403	13225E4372			15	54
				16	48
97403	13225E4373			15	52
				16	46
97403	13225E4381			5	30
97403	13225E4382			5	13
97403	13225E4496			2	81
97403	13225E4497			2	83
97403	13225E4498			5	49
				6	2
97403	13225E4499			5	82
97403	13225E4514			17	7
97403	13225E4530			2	4
97403	13225E4568-102			1	87
97403	13225E4591			10	56
97403	13225E4592			10	55
97403	13225E4593			2	65
				10	53
97403	13225E4599-5			1	34
97403	13225E4611			5	39
97403	13225E4618			5	81
97403	13225E4622		5365-01-200-9677	15	66
				16	68
97403	13225E4644			1	18
				16	2
97403	13225E4644-1			1	22
				16	10
97403	13225E4645-101			1	10
97403	13225E4645-102			1	11
97403	13225E4648		7125-01-219-6799	28	1
97403	13225E4664			2	50
97403	13225E5055			2	95
52555	1390-3		3990-01-234-6561	1	55
52555	1390-4		3990-01-234-6562	1	51
52555	1390-5			1	54
				1	58
59730	141			2	45

SECTION IV

TM 5-6675-317-24P CO1

NATIONAL STOCK NUMBER AND PART NUMBER INDEX

FSCM	PART NUMBER	PART NUMBER INDEX STOCK NUMBER	FIG.	ITEM
59730	141		5	38
			7	15
59730	142		7	41
			7	63
			7	74
15912	145AL		5	8
59730	1461		7	16
08108	150PAR38FL120V	6240-00-155-7772	24	3
60741	153-0482		5	28
39428	1581A39		1	21
			16	7
19220	15818		15	65
			16	67
70485	1599		16	34
			16	93
39428	1599A16		10	31
82634	175		7	54
16543	2LB48AB		7	66
			7	77
94222	22-10-051-11		10	20
83330	2220		5	27
15912	2 2 6		5	7
59730	2534		2	17
59730	2649		2	35
1E253	262		12	1
			13	22
98698	26559		20	1
98698	26560		18	44
98698	26562		19	5
98698	26564		19	4
98698	26566		18	15
98698	26567	6676-01-203-7966	18	28
98698	26568		18	31
98698	26569		18	30
98698	26570		18	24
98698	26571		18	39
98698	26572		19	2
98698	26573		20	7
98698	26574		19	22
98698	26575		18	10
98698	26576		18	11
98698	26577		18	8
98698	26579		18	4
98698	26583		19	6
98698	26584		19	23
98698	26585		19	1
98698	26587		19	9
98698	26588		19	8
98698	26589		18	43
98698	26597		18	38
98698	26598		18	36

SECTION IV

TM 5-6675-317-24P CO1

NATIONAL STOCK NUMBER AND PART NUMBER INDEX

FSCM	PART NUMBER	PART NUMBER INDEX STOCK NUMBER	FIG.	ITEM
08556	272-SL		5	89
08556	275-SL		2	104
27901	30016		2	91
27901	3004		2	88
75364	3069USC3	4940-01-118-1890	25	1
06175	31-05-60-02		24	24
06175	31-50-68		24	23
02929	32F650		27	3
59730	3301		8	9
06175	332650-586	6210-00-999-8950	22	9
06175	332959-318		22	8
06175	3329956-656		22	12
		6676-01-204-2573	24	13
06175	338636-172		24	20
04618	34126		9	10
06175	343130-281	5920-01-177-8824	22	13
00779	35115		8	4
75582	395W		19	14
75582	396		19	15
37362	399680		9	2
56289	4PS-P10		5	18
13548	40002R-12V	6220-01-045-0249	7	21
13548	40003	6220-01-113-8210	7	31
78693	4010		34	13
23540	415		10	6
00141	4428		12	9
			13	19
94222	47-63-201-50		1	20
			16	8
74545	4929-2		5	74
55422	500-836		5	31
55422	500-879		5	9
55422	502-588		2	93
55422	502-693		2	92
72619	507-4537-1535-64	6240-00-862-2362	5	22
	0			
72619	508-8745-504		5	21
94222	61-16-714-24		8	14
04009	5216		8	7
06175	53-0504-20	6675-01-043-6139	22	1
06175	53-05-06-678	5905-01-221-0473	22	7
06175	53-05-24		22	4
06175	53-05-30-04	6675-01-139-4526	24	1
06175	53-05-32		24	26
06175	53-05-33		24	25A
06175	53-05-34		24	27
06175	53-05-35		24	8
06175	53-05-36		24	4
06175	53-05-41		22	25
			24	22

SECTION IV

TM 5-6675-317-24P C01

NATIONAL STOCK NUMBER AND PART NUMBER INDEX

FSCM	PART NUMBER	PART NUMBER INDEX STOCK NUMBER	FIG.	ITEM
06175	53-05-59		22	5
06175	53-05-98		22	6
31356	53-1516		5	24
94222	53-17-711-24		10	11
06175	530504-100	6676-01-224-2861	22	23A
06175	530504-112		22	26
06175	530504-149		22	18
06175	530504-274		22	32
06175	530504-455		22	21
06175	530504-491		22	22
06175	530506-119		22	27
06175	530506-123		22	28
06175	530506-133		22	20
06175	530506-159	5930-01-182-2249	22	11
06175	530506-245		22	29
06175	530506-270		22	31
06175	530506-287		22	3
06175	530506-288		22	1A
06175	530524-137		22	17
06175	530529-551		22	16
06175	530529-623		22	19
06175	530529-629		22	14
06175	530529-665		22	15
06175	530530-132	6240-01-212-9535	24	18
06175	530530-133	5355-01-221-0474	24	16
06175	530530-142	5930-01-240-6748	24	17
06175	530530-186		22	23
06175	530530-208	5930-01-204-6634	24	28
06175	530530-280		24	25
06175	530530-602		24	29
06175	530530-660	5905-01-243-4338	24	15
06175	530634-102		24	2
06175	530535-136	5935-01-212-9617	24	12
06175	530535-210		24	9
06175	530535-260	5935-01-212-9616	24	11
06175	530535-651	6150-01-210-8733	24	7
06175	530535-653	6150-01-210-8732	24	6
06175	5305630-102		24	5
75582	5320-6		5	73
06175	533035-221		24	10
74545	5362		2	2
06175	537010-101		22	2
19220	5601-1/2		15	21
			16	26
96873	571A3		1	76
27901	59006		9	12
1G500	60C		1	88
02929	61F949		7	22
			7	32
55422	6253-SGLW		1	84
55422	638-986		2	26
			2	41

SECTION IV

TM5-6675-317-24P

NATIONAL STOCK NUMBER AND PART NUMBER INDEX

FSCM	PART NUMBER	PART NUMBER INDEX		FIG.	ITEM
			STOCK NUMBER		
55422	651435			8	6
55422	660-493			2	89
07393	6905			17	9
				28	20
				29	21
				30	6
				32	22
06175	714862-173		5930-01-185-1327	22	10
				24	19
06175	716180-4608			24	21
86168	8-141			7	45
08595	8G1780W		6250-01-203-2049	19	20
00613	8L-JN			2	71
				6	5
				34	8
39428	8028T16		5440-01-152-7751	1	12
39428	8028T999			1	13
81640	8295K108		5930-01-213-3466	7	23
				7	33
59730	842			2	44
				5	37
				7	26
59730	843			7	40
				7	64
				7	75
39428	8876T14			2	75
14280	8910K03		5999-01-203-1019	5	44
06175	90046-117			22	24
98698	903625			18	29
98698	910523			18	31A
74545	91071			2	63
74545	91091			2	61
74545	91101			2	1
98698	919640			18	32
94222	92-20-305-72		5340-01-070-9364	28	12
				29	12
01364	920-8946			9	16
98698	921835			18	33A
98698	930869		5920-01-171-0324	20	4
98698	936713			20	3
98698	948864			18	3
98698	948935			18	5
98698	948936			18	25
98698	948939			18	18
98698	948964			18	34
98698	949959		5935-01-203-2055	20	6
98698	952523			18	22
98698	965234			18	33
98698	965474			18	2
98698	965509			18	37
98698	965512			18	27

SECTION IV

TM 5-6675-317-24P CO1

NATIONAL STOCK NUMBER AND PART NUMBER INDEX

FSCM	PART NUMBER	PART NUMBER INDEX STOCK NUMBER	FIG.	ITEM
98698	965840		19	1A
98698	965996		19	3
98698	966005		20	2
98698	966076		18	16
98698	966091		18	21
98698	966092		18	6
02660	97-3057-1010		2	25
			2	40
39428	97482A105		16	62
■ 1E253	975		12	2
			13	23
02660	9779-513-10		2	24
			2	39
98698	980863	5930-01-203-2045	20	5
39428	98331A216		15	37
			16	91
33363	99-9933	6675-01-203-1049	18	1
98698	994005		18	17
98698	994023		18	20
98698	994042		18	14
98698	994130		18	19
98698	994134		18	7

By Order of the Secretary of the Army:

CARL E. VUONO
General, United States Army
Chief of Staff

Official:

R. L. DILWORTH
Brigadier General, United States Army
The Adjutant General

DISTRIBUTION:

To be distributed in accordance with DA Form 12-25A, Unit, Direct and General Support Maintenance requirements for Topographic Support System, Compilation Section (ADC-TSS-5)

RECOMMENDED CHANGES TO EQUIPMENT TECHNICAL PUBLICATIONS



THEN... JOT DOWN THE DOPE ABOUT IT ON THIS FORM. CAREFULLY TEAR IT OUT, FOLD IT AND DROP IT IN THE MAIL!

SOMETHING WRONG WITH THIS PUBLICATION?

FROM: (PRINT YOUR UNIT'S COMPLETE ADDRESS)
PFC JOHN DOE
COA, 3d ENGINEER BN
FT. LEBANON, MD 63108
 DATE SENT

PUBLICATION NUMBER PUBLICATION DATE PUBLICATION TITLE

BE EXACT... PIN-POINT WHERE IT IS				IN THIS SPACE TELL WHAT IS WRONG AND WHAT SHOULD BE DONE ABOUT IT:
PAGE NO	PARA-GRAPH	FIGURE NO	TABLE NO	
6	2-1 a			In line 6 of paragraph 2-1a the manual states the engine has <u>6</u> Cylinders. The engine on my set only has <u>4</u> Cylinders. Change the manual to show <u>4</u> Cylinders.
B1		4-3		Callout 16 on figure 4-3 is pointing at a <u>bolt</u> . In key to figure 4-3, item 16 is called a <u>shim</u> - Please correct one or the other.
125	line 20			I ordered a gasket, item 19 on figure B-16 by NSN 2 910-00-762-3001. I got a gasket but it doesn't fit. Supply says I got what I ordered, so the NSN is wrong. Please give me a good NSN

PRINTED NAME, GRADE OR TITLE, AND TELEPHONE NUMBER
JOHN DOE, PFC (268) 317-7111

SIGN HERE: **JOHN DOE**
JOHN DOE

TEAR ALONG PERFORATED LINE

FILL IN YOUR
UNITS ADDRESS



FOLD BACK

DEPARTMENT OF THE ARMY

OFFICIAL BUSINESS

COMMANDER
U.S. ARMY AVIATION AND TROOP COMMAND
ATTN: AMSAT-I-MP
4300 GOODFELLOW BOULEVARD
ST. LOUIS, MO 63120-1798

TEAR ALONG PERFORATED LINE

FILL IN YOUR
UNITS ADDRESS



FOLD BACK

DEPARTMENT OF THE ARMY

OFFICIAL BUSINESS

COMMANDER
U.S. ARMY AVIATION AND TROOP COMMAND
ATTN: AMSAT-I-MP
4300 GOODFELLOW BOULEVARD
ST. LOUIS, MO 63120-1798

TEAR ALONG PERFORATED LINE

The Metric System and Equivalents

Linear Measure

- 1 centimeter = 10 millimeters = .39 inch
- 1 decimeter = 10 centimeters = 3.94 inches
- 1 meter = 10 decimeters = 39.37 inches
- 1 dekameter = 10 meters = 32.8 feet
- 1 hectometer = 10 dekameters = 328.08 feet
- 1 kilometer = 10 hectometers = 3,280.8 feet

Weights

- 1 centigram = 10 milligrams = .15 grain
- 1 decigram = 10 centigrams = 1.54 grains
- 1 gram = 10 decigrams = .035 ounce
- 1 dekagram = 10 grams = .35 ounce
- 1 hectogram = 10 dekagrams = 3.52 ounces
- 1 kilogram = 10 hectograms = 2.2 pounds
- 1 quintal = 100 kilograms = 220.46 pounds
- 1 metric ton = 10 quintals = 1.1 short tons

Liquid Measure

- 1 centiliter = 10 milliliters = .34 fl. ounce
- 1 deciliter = 10 centiliters = 3.38 fl. ounces
- 1 liter = 10 deciliters = 33.81 fl. ounces
- 1 dekaliter = 10 liters = 2.64 gallons
- 1 hectoliter = 10 dekaliters = 26.42 gallons
- 1 kiloliter = 10 hectoliters = 264.18 gallons

Square measure

- 1 sq. centimeter = 100 sq. millimeters = .155 sq. inch
- 1 sq. decimeter = 100 sq. centimeters = 15.5 sq. inches
- 1 sq. meter (centare) = 100 sq. decimeters = 10.76 sq. feet
- 1 sq. dekameter (are) = 100 sq. meters = 1,076.4 sq. feet
- 1 sq. hectometer (hectare) = 100 sq. dekameters = 2.47 acres
- 1 sq. kilometer = 100 sq. hectometers = .386 sq. mile

Cubic Measure

- 1 cu. centimeter = 1000 cu. millimeters = .06 cu. inch
- 1 cu. decimeter = 1000 cu. centimeters = 61.02 cu. inches
- 1 cu. meter = 1000 cu. decimeters = 35.31 cu. feet

Approximate Conversion Factors

To change	To	Multiply by	To change	To	Multiply by
inches	centimeters	2.540	ounce-inches	newton-meters	.007062
feet	meters	.305	centimeters	inches	.394
yards	meters	.914	meters	feet	3.280
miles	kilometers	1.609	meters	yards	1.094
square inches	square centimeters	6.451	kilometers	miles	.621
square feet	square meters	.093	square centimeters	square inches	.155
square yards	square meters	.836	square meters	square feet	10.764
square miles	square kilometers	2.590	square meters	square yards	1.196
acres	square hectometers	.405	square kilometers	square miles	.386
cubic feet	cubic meters	.028	square hectometers	acres	2.471
cubic yards	cubic meters	.765	cubic meters	cubic feet	35.315
fluid ounces	milliliters	29.573	cubic meters	cubic yards	1.308
pints	liters	.473	milliliters	fluid ounces	.034
quarts	liters	.946	liters	pints	2.113
gallons	liters	3.785	liters	quarts	1.057
ounces	grams	28.349	liters	gallons	.264
pounds	kilograms	.454	grams	ounces	.035
short tons	metric tons	.907	kilograms	pounds	2.205
pound-feet	newton-meters	1.356	metric tons	short tons	1.102
pound-inches	newton-meters	.11296			

Temperature (Exact)

°F	Fahrenheit temperature	5/9 (after subtracting 32)	Celsius temperature	°C
----	------------------------	----------------------------	---------------------	----

